

**UCI** UNION  
CYCLISTE  
INTERNATIONALE



**UCI TRACK WORLD CHAMPIONSHIPS  
2023 RESULTS BOOK**



3-9 August 2023

Communiqué n°1

**UCI TECHNICAL OFFICIALS / OFFICIELS TECHNIQUES DE L'UCI**

**Commissaires Panel appointed by the UCI Management Committee  
Collège des Commissaires désigné par le Comité Directeur UCI**

Christian MAGIERA	GER	President / Président
Chiara COMPAGNIN	ITA	Secretary / Secrétaire
Philip POLLARD	GBR	Starter
Adrien LEVESQUE	CAN	Judge Referee / Juge Arbitre
Chi Yu WONG	HKG	Member / Membre
Yves KLINCKAERT	BEL	Member / Membre
Marek SOLTYSIAK	POL	Member / Membre
Laurent IDELOT	FRA	Technical Commissaire / Commissaire technique
Zachary PRENDERGAST	NZL	Technical Commissaire / Commissaire technique

**Assistant National Commissaires appointed by the National Federation  
Commissaires nationaux adjoints désignés par la Fédération Nationale**

Trevor READE, Dan TZABAR, Vern MCCLELLAND, Julia GILBERT, Helen PROBART, Alan SANDERS, Neil LAWFORD, Kathy ENGLAND, Audrey WALKER, Sony CRAWFORD, Gisela BRADBURY, Carole LEIGH, Diane MARSHALL, Anne URQUHART, Mark FARDON

**UCI Technical Delegates / Délégués Technique de l'UCI**

Roberto RANCILIO	ITA
Anja SCHULZ	GER

**Official UCI Doctor / Médecin UCI Officiel**

Dr. Xavier BIGARD	FRA
-------------------	-----

**UCI Classifiers / Classificateurs UCI**

Joan HACKEN	NED	Chief Classifier / Classificateur en chef
Judy CAMERON	CAN	PI Classifier / Classificateur PI
Anouska EDWARDS	AUS	PI Classifier / Classificateur PI
Andree SASIAIN	ARG	PI Classifier / Classificateur PI
Ingrid KOUWIJER	NED	PI Classifier / Classificateur PI
Janos WEBER	SUI	Lead VI Classifier / Lead Classificateur VI
Marie-Josée SENEAL	CAN	VI Classifier / Classificateur VI
Morteza NAJAFI	IRI	VI Classifier / Classificateur VI
Alexandre BEZERRA GOMES	BRA	VI Classifier / Classificateur VI

**HOST PARTNERS**



**MAIN PARTNERS**



**OFFICIAL PARTNERS**



**OFFICIAL SUPPLIERS**



3-9 August 2023

Communiqué n°1

**HOST PARTNERS**



Scottish Government  
Riaghaltas na h-Alba



**MAIN PARTNERS**



**SHIMANO**



**OFFICIAL PARTNERS**



**OFFICIAL SUPPLIERS**



3-9 August 2023

Communiqué n°2

**GENERAL INFORMATION – REMINDER OF DISPOSITIONS**

**Confirmations and modifications of starters**

- **The confirmation of the riders done on Tuesday 1 August is final** - nevertheless, Team Managers may forward **modifications** to the Secretary of College of Commissaires (Chiara COMPAGNIN) until **the start of the first competition session on the day of each event:**

Wednesday 2 August	Individual Pursuit Individual Pursuit	WC1-5, WB MC1-5, MB
Thursday 3 August	Team Pursuit Team Sprint Individual Pursuit Time trial 200m Scratch Race	M W, M W, WC3, MC4, MC1, MB, MC2, WB, WC5 MC4 M, MC5
Friday 4 August	Team Sprint Team Pursuit Time Trial 200m Individual Pursuit Scratch Race	M W, M W, WC1, MB, MC3, MC4, MB WC2, MC1, MC2, WC3 WC2, WB WC4, W
Saturday 5 August	Scratch Race Sprint Kilometre Team Pursuit 200m Keirin Individual Pursuit	MC2, MC3 WB, M MC5, MC1 W, M WC5 W WC5
Sunday 6 August	Elimination Sprint Time Trial Individual Pursuit Keirin 200m Omnium Scratch	W MB, M, WB WC2, WC4 M, WC1, MC3 W MC3, WC1 M MC4
Monday 7 August	Madison Sprint 200m Time Trial Individual Pursuit Elimination	W W, M, MB MC5, WC4 MC2, WC3 MC5, WC4 M

**HOST PARTNERS**



**MAIN PARTNERS**



**OFFICIAL PARTNERS**



**OFFICIAL SUPPLIERS**



3-9 August 2023

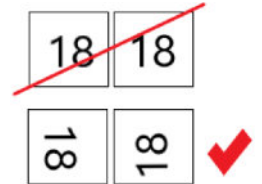
Communiqué n°2

	Scratch Race	MC1, WC5
Tuesday 8 August	Tandem Team Sprint	M/ W B
	Sprint	W
	Team Sprint	M/ WC1-5
	Time Trial	M
	Scratch Race	WC3, WC1/2
	Keirin	M
	Points Race	W
	Madison	M
Wednesday 9 August	Sprint	W
	Omnium	W
	Keirin	M
	Points Race	M

- Team Pursuit & Team Sprint changes: Until 30 minutes before the start of the relevant competition round (article 3.2.079, 3.2.149)
- Only riders previously registered and confirmed for the specific race may be used as replacements.
- Rider registered and confirmed for a specific race and not showing up at the start will be sanctioned by a fine as per art. 9.2.008. Illness can only be accepted as an “act of god” if the rider was declared unfit to race by the UCI Medical Delegate.

### Competitions

- Riders shall ensure that the body number is visible and legible at all times. The body number shall be well fixed and may not be folded or altered. When two numbers are required to be worn, these should be placed low down and on either side of the back, visible to the infield and to the spectators. When a single number is required to be worn, this should be placed low down in the centre of the back. **Body numbers will be distributed at the Team Managers’ meeting.**



During bunch events, Sprint, the 200m TT and Keirin, numbers must be placed on the outer layer of clothing. For Team Pursuit and Team Sprint, number pockets are permitted.

For tandem events (MB/WB), the pilot must wear the yellow bib number(s) distributed at the Team Managers’ meeting.

- Transponders are mandatory for all events. The transponders will be distributed at the Team Managers’ meeting. These should be returned to Swiss Timing once the rider has completed all their events.
- For Team Pursuit, Team Sprint, Para Mixed C1-5 Team Sprint and Para Mixed Tandem Team Sprint team staff will be allowed to hold their riders at the start. However, staff are not allowed to push the rider. Pushing a rider will result in a disqualification of the team. Team personnel holding riders must wear closed shoes and team attire.

#### HOST PARTNERS



#### MAIN PARTNERS



#### OFFICIAL PARTNERS



#### OFFICIAL SUPPLIERS



3-9 August 2023

Communiqué n°2

- All bicycle measurement checking shall be carried out in the equipment check area before entering the track. Riders must come for bike check in adequate time prior to their start. Checking will also be carried out 15 minutes prior to commencing each session of the competition. **Teams are responsible for verifying the legality of replacement equipment that may be used in any event.** Commissaires are entitled to double check positions after the race. Should the bicycle or position have been modified in contravention of the regulations, the rider may be disqualified.
- On board technology equipment that has the ability and purpose to collect or transmit data, information or images is authorized. Conditions of utilizations are defined in art. 1.3.024ter and include:
  - Does not affect the bicycle certification (modification) / Non-removable during the race / Information not visible to the rider
- In mass start events, the riders shall enter the track from the home straight and leave the track from the back straight only. In all events, all riders (including winners) must exit the track on the back straight.

#### Team staff during competitions

- As per article 3.1.012, **during all track events, except Team Pursuit and Individual Pursuit, all team staff shall remain on the infield (off the safety zone and the track).** During Team Pursuit, one coach per team only is permitted on the safety zone. Specific team staff may be permitted to access the safety zone (i.e. the mechanic following a crash) at the Commissaires' discretion. Irrespective of the above, article 3.6.072 applies.
- The access to the track must be kept clear at all times. **All track access ramps shall be kept free of any material and team personnel.**
- Access to the starters' platform is only for officials. All others are not permitted to use this podium.

#### Award Ceremonies

- Riders participating in the awards ceremony must present themselves in the awards ceremonies area in the sports hall 10 minutes before the ceremonies. They must be bare-headed and without headband or glasses, wearing competition clothing and appropriate footwear, until after they leave the official ceremony enclosure.
- In the awards ceremony of team events, all participating riders of the teams are allowed on the podium as follows:
  - Team Pursuit max.5,
  - Team Sprint max.4,
  - Para Mixed C1-5 Team Sprint max. 5,
  - Para Mixed Tandem Team Sprint max. 2 tandems – 4 riders
- **Mixed zone:**
  - In final sessions, in medal events, all riders will have to exit the track on the back straight and go through the mixed zone.
  - In the media mixed zone, all riders shall pass by foot. No bikes will be allowed in that zone.
  - Anybody failing to respect the instructions of the race organisation or commissaires will be penalised by a fine of CHF 100-200 as per UCI Regulation 12.4.001.20. Anybody committing a second offence of incorrect behaviour, will be fined CHF 500 and may have their accreditation immediately revoked.

#### General

##### HOST PARTNERS



##### MAIN PARTNERS



##### OFFICIAL PARTNERS



##### OFFICIAL SUPPLIERS



3-9 August 2023

Communiqué n°2

- Only equipment to be used on the day can be located in the infield – all other material must be in the sports hall or in the storage containers. It will be allowed to leave in the team pit overnight the following material: work stands, bike stands, toolboxes, chairs/tables, as well as rollers/trainers/wheels as long as those are stored inside your team pen. All bicycles however must be removed from the infield at the end of the competition day.
- The wearing of an approved rigid safety helmet, done up in a correct manner, is mandatory for riders at all times when riding on the track surface and safety zone.
- Riders may not wear headphones while riding on the track.
- Road bikes are not allowed on the track, including the safety zone.
- Bicycles or other equipment may not be left on the safety zone of the track.
- No drinks or food are allowed on the safety zone of the track.
- Riders are not allowed to sit on the track surface

#### HOST PARTNERS



#### MAIN PARTNERS



#### OFFICIAL PARTNERS



#### OFFICIAL SUPPLIERS



## TECHNICAL INFORMATION – REMINDER OF DISPOSITIONS

### Timed events

- A system detecting a false start is installed for time trials and pursuits. For the start, all bikes shall be placed behind the pursuit line utilizing the marks on the track. The starter is the sole judge to stop the race in the case of a false start. When a restart is permitted, it will be given immediately.

### Team Sprint and Tandem Team Sprint

- The qualification heats will be run one team at a time on the track.

### Team Pursuit

- During the first round in case of one team catches another, the commissaires will show a red flag to the team being caught. From this moment the team is not allowed to do a relay on pain of disqualification (art. 3.2.097).
- In the qualifying and the first round all teams need to cover the full distance to record a time, except a team in the last two heats of the first round which catches their opponent. In the event of a catch in either of the last two heats of the first round, the team catching their opponent shall stop as soon as possible to allow their opponents to continue and record a time. Teams caught may not ride in the slipstream of their opponents nor pass them. Teams which catch their opponent may not ride in their slipstream (art 3.2.056/3.2.086).
- The team of a rider which has stopped following a mishap shall restart at the end of the qualifying rounds, or at a suitable position not to disrupt the preparation of other teams as decided by the Commissaires' Panel.

### Sprint & 200-meter Time Trial

- Riders shall wear both number panels during the 200 meters Time Trial.
- When pushing their rider at the start of the 200m, coaches must remain on the safety zone and not go further than the pursuit line while pushing. Failure to respect this directive will result in a fine for not following the commissaires instructions.

### Keirin

- The tournament will be run as per the Olympic format (see art. 3.2.135).

### Elimination

- During the start, holders are allowed to push their riders, but are not allowed to move from their position while pushing in order to avoid crashes at the start.
- If no decision can be made about which rider to eliminate, then no riders shall be eliminated until the next sprint. This shall be indicated by a green flag on the start line.
- An eliminated rider shall leave the track immediately, failing which he shall be penalised depending on the gravity of the situation (relegation with a warning, or disqualification).
- Coaches or Managers who instruct or encourage their rider to continue racing following the announcement of their elimination will be penalised by a fine of CHF 500 as per UCI Regulation 3.10.008-6.3. Subject to the same penalties, no team representative can approach or try to dispute any decision made by Commissaires during the course of the race.

### Madison

- No feeding will be permitted in the Madison race.

### Para Scratch Race

- Each sport class will do a separate race. Only WC1 and WC2 will start together. No Qualifying will take place, each race is the final.

#### HOST PARTNERS



#### MAIN PARTNERS



#### OFFICIAL PARTNERS



#### OFFICIAL SUPPLIERS





3-9 August 2023

Communiqué n°3

- All riders will be permitted to have a holder at the start.

#### Para Tandem Sprint Competition (MB/WB):

- The qualifying will take place over 4,5 laps, the last 200m will be timed.
- Matched sprint: race distance 3 laps with the start at the pursuit line

#### Para Omnium

- Only riders registered for the omnium get points for the omnium in the races of the omnium. F.E., if the third rider in the IP is the first who is registered for the omnium, he gets 40p for winning the IP omnium.

#### Reclassified Riders

- Para-cycling riders who are being observed in competition as part of classification and subsequently reclassified may only be moved to the results of the new class if their nation still has a quota free place. This is subject to the rider having competed in the same session over the same distance. If there is no free place available for their Nation in the new class the rider will be recorded in their original class results as reclassified.
- Due to the reclassification of a rider, if the nation now has more riders entered in a class than places available to them, they must decide for later events at this championships riders will now compete.

#### Amendments to regulations as of 01.08.2023

- Please note that amendments to the UCI regulations have come into effect on 1 August. The amendments are available on the UCI website (under Regulations), and the presentation from the Team Managers meeting is available under Track & Para-cycling on the UCI Website: [Microsoft PowerPoint - 2023 Team Managers Meeting Presentation - SCH.pptx \(ctfassets.net\)](#)

#### HOST PARTNERS



#### MAIN PARTNERS



#### OFFICIAL PARTNERS



#### OFFICIAL SUPPLIERS



**ANTI-DOPING CONTROL****INFORMATION**

- Doping Controls (if any) will be conducted under the 2023 Anti-Doping Rules of the UCI and the International Testing Agency (ITA) procedures and instructions.
- The riders selected for the controls will be notified by a chaperone; the notified rider shall remain within sight of the chaperone at all times from the moment of in-person notification until the completion of the sample collection procedure. Team officials should not prevent the chaperone to continuously observe the rider. If the award ceremony takes place immediately after the event, a rider needing to go to the award ceremony will be escorted first to the award ceremony area, then to the press conference and finally to the Doping Control Station (DCS).
- Each rider notified of his selection for testing must report immediately to the doping control station after finishing the race, save for justified reasons that could cause a delay such as participation in a medal ceremony, fulfilments of media commitment or receiving necessary medical treatment (non exhaustive list).
- Riders must report to the DCS with their current license; but if it has no photograph, another I.D. with a photo must be presented.
- In order to limit the number of persons at the DCS, it is recommended that the Rider presents him or herself alone, but at most he may be accompanied by only one person of his choice.
- Riders are strongly recommended to wear a mask to come to the DCS and disinfect their hands when entering.
- Any changes related to the localization of the riders participating in the race (hotel name, address and phone numbers) must be communicated to the UCI as soon as possible.

**HOST PARTNERS****MAIN PARTNERS****OFFICIAL PARTNERS****OFFICIAL SUPPLIERS**

**CONTRÔLE ANTIDOPAGE****INFORMATION**

- Les contrôles antidopage (si applicable) seront effectués selon le Règlement Antidopage de l'UCI 2023 et les procédures et instructions de l'International Testing Agency (ITA).
- Les coureurs sélectionnés pour un contrôle seront avisés par une escorte (chaperon) ; les coureurs ainsi sélectionnés doivent demeurer constamment en contact visuel avec l'escorte du moment de leur notification jusqu'à la fin de la procédure de prélèvement d'échantillon. Le personnel d'encadrement du coureur ne doit pas empêcher l'escorte d'observer le coureur de manière ininterrompue. Si la remise du Prix a lieu immédiatement après la manifestation, le coureur ayant besoin d'aller à la cérémonie de remise sera escorté d'abord à la zone de remise des prix, puis à la conférence de presse et enfin au poste de contrôle du dopage.
- Chaque coureur notifié de sa sélection pour un contrôle, doit se présenter immédiatement au local antidopage après avoir fini sa course, sauf si des raisons occasionnent le retard comme la participation à la cérémonie de remise des médailles, remplir ses obligations médiatiques ou l'administration d'un traitement médical nécessaire (liste non-exhaustive).
- Les coureurs doivent se présenter avec leur licence ; mais si celle-ci ne comporte pas de photographie, une autre pièce d'identité avec photo devra être présentée.
- Afin de limiter le nombre de personne au poste de contrôle du dopage, il est recommandé que le coureur se présente seul mais au maximum il ne pourra être accompagné par une seule personne de son choix.
- Les coureurs sont fortement recommandés de porter un masque pour venir au poste de contrôle du dopage et se désinfecter les mains quand ils y entrent.
- Tout changement de localisation des coureurs (adresse de l'hôtel, numéro de téléphone) doit être communiqué sans délai à l'UCI.

**HOST PARTNERS****MAIN PARTNERS****OFFICIAL PARTNERS****OFFICIAL SUPPLIERS**

**List of Entered Teams / Liste des équipes engagées**  
As of FRI 4 AUG 2023

NAT Code	Name	NAT Code	Name
ALG	Algeria	ITA	Italy
ARG	Argentina	JPN	Japan
AUS	Australia	KAZ	Kazakhstan
AUT	Austria	LAO	Lao PDR
BAR	Barbados	LAT	Latvia
BEL	Belgium	LTU	Lithuania
BRA	Brazil	MAS	Malaysia
CAN	Canada	MEX	Mexico
CHN	China	NED	Netherlands
COL	Colombia	NGR	Nigeria
CUB	Cuba	NOR	Norway
CZE	Czech Republic	NZL	New Zealand
DEN	Denmark	POL	Poland
EGY	Egypt	POR	Portugal
ESP	Spain	ROU	Romania
EST	Estonia	RSA	South Africa
FIN	Finland	SUI	Switzerland
FRA	France	SUR	Suriname
GBR	Great Britain	SVK	Slovakia
GER	Germany	SWE	Sweden
GRE	Greece	THA	Thailand
HKG	Hong Kong, China	TTO	Trinidad and Tobago
HUN	Hungary	UAE	United Arab Emirates
INA	Indonesia	UKR	Ukraine
IND	India	USA	United States
IRL	Ireland	UZB	Uzbekistan
ISR	Israel		

**HOST PARTNERS**



**MAIN PARTNERS**



**OFFICIAL PARTNERS**



**OFFICIAL SUPPLIERS**



## OFFICIAL TRAINING SESSIONS

### Pre-competition training sessions (Monday 31 July & Tuesday 1 August):

- Teams must respect the slots defined by the UCI.
- Riders must wear National Team uniforms.
- The wearing of an approved rigid safety helmet, done up in a correct manner, is mandatory for riders at all times when riding on the track surface and safety zone.
- No coaches are allowed on the safety zone on the back straight.
- One coach per team is allowed on the home straight. Coaches must coordinate with each other for a secure and efficient use of the track.
- Riders may carry no object on them or on their bicycles that could drop onto the track. They may not bear or use on the track any music player or radio communication system. In addition, any electronic device with display (for instance speedometer or power meter) must be hidden to that it cannot be read by the riders.
- Road bikes are not allowed on the track, including the safety zone.
- Madison exchanges are not allowed during these training sessions
- The use of starting gate or derny is prohibited.
  - There is start gate practice available for para-cycling track athletes only between 9:00 and 14:30 on Monday 31 July and Tuesday 1 August on the back straight of the indoor running track adjacent to the sports hall. Volunteers will be on hand to assist but it is the responsibility of the coaches to oversee their athletes.
- **Standing starts** are permitted during official training sessions, under the following conditions:
  - on the home straight only
  - with the assistance of someone waving a flag at the exit of the 4th bend to warn the other riders present on the track,
  - with the approval of the UCI Technical Delegate and/or commissaires overseeing the training sessions
- The Technical Delegate and commissaires have the power to take the necessary measures to ensure security of the riders on the track and equity among the teams.

#### HOST PARTNERS



#### MAIN PARTNERS



#### OFFICIAL PARTNERS



#### OFFICIAL SUPPLIERS



## SESSIONS D'ENTRAINEMENT OFFICIEL

### Sessions d'entraînement officiel (lundi 31 juillet et mardi 1 août)

- Les équipes doivent respecter les créneaux définis par l'UCI.
- Les coureurs doivent porter l'uniforme de leur équipe nationale.
- Le port du casque de sécurité approuvé, correctement ajusté, est toujours obligatoire pour les coureurs roulant sur la surface de la piste et la zone de sécurité.
- Aucun entraîneur n'est autorisé sur la zone de sécurité du côté de la ligne droite opposée.
- Un entraîneur par équipe est autorisé sur la zone de sécurité, côté ligne droite d'arrivée. Les entraîneurs se coordonnent entre eux pour une utilisation sécurisée et efficace de la piste.
- Les coureurs ne peuvent porter aucun objet sur eux ou sur leur bicyclette qui pourrait tomber sur la piste. Ils ne peuvent porter ni utiliser en piste aucun appareil de musique ou système de liaison radio. De plus, tout dispositif électronique avec affichage (par exemple : compteur de vitesse ou de puissance) doit être masqué de sorte qu'il ne soit pas consultable par les coureurs.
- Les vélos de route ne sont pas autorisés sur la piste, y compris la zone de sécurité.
- L'utilisation des blocs de départ ou du deryn est interdite.
  - Les athlètes de paracyclisme sur piste pourront toutefois utiliser les blocs de départ pour s'entraîner hors-piste, sur la ligne droite arrière de la piste de course intérieure adjacente à la salle multisports. Ce sera possible uniquement entre 9h00 et 14h30 le lundi 31 juillet et le mardi 1er août. Des bénévoles seront présents pour aider, mais il incombe aux entraîneurs de superviser leurs athlètes.
- Les départs arrêtés sont autorisés dans les sessions d'entraînements officiels selon les conditions suivantes :
  - sur la ligne droite d'arrivée uniquement
  - avec l'assistance de quelqu'un agitant un drapeau à la sortie du 4eme virage pour avertir les autres coureurs en piste.
  - Sous approbation du délégué technique UCI et/ou les commissaires qui supervisent les sessions d'entraînement
- Le Délégué Technique et les commissaires ont tout pouvoir pour prendre les mesures nécessaires pour assurer la sécurité et l'équité entre les équipes

#### HOST PARTNERS



#### MAIN PARTNERS



#### OFFICIAL PARTNERS



#### OFFICIAL SUPPLIERS



## Entry List By Country / Liste d'inscriptions par pays

As of WED 9 AUG 2023

Race Number	NAT Name	Gender	Sport Class	Event	UCI Rider ID
<b>ALG - Algeria</b>					
43	CHALEL Yacine	Male		Scratch Race, Individual Pursuit, Elimination Race	10025264440
44	TCHAMBAZ Lotfi	Male		Points Race, Scratch Race, Individual Pursuit, Elimination Race	10007636106
<b>ARG - Argentina</b>					
66	LEZICA Facundo Gabriel	Male		Points Race	10050085427
61	VERA Natalia Andrea	Female		Time Trial	10016191708
<b>AUS - Australia</b>					
1	BLEDDYN Oliver	Male		Team Pursuit, Omnium, Individual Pursuit	10085000575
67	CORNISH Thomas	Male		Team Sprint, Sprint, Keirin, Time Trial	10055349695
45	DUFFY Joshua	Male		Team Pursuit, Points Race, Scratch Race, Elimination Race	10055342726
68	GLAETZER Matthew	Male		Team Sprint, Sprint, Keirin, Time Trial	10006894559
69	HOFFMAN Leigh	Male		Team Sprint, Sprint, Keirin	10055348887
70	LEAHY Conor	Male		Team Pursuit, Individual Pursuit	10055347372
2	O BRIEN Kelland	Male		Team Pursuit, Omnium	10010790828
71	RICHARDSON Matthew	Male		Team Sprint, Sprint, Keirin	10015145724
72	WELSFORD Samuel	Male		Team Pursuit, Individual Pursuit	10009118081
62	BAKER Georgia	Female		Team Pursuit, Madison, Points Race	10007808682
63	CLONAN Kristina	Female		Sprint, Keirin, Time Trial	10010775973
40	EDWARDS Sophie	Female		Team Pursuit, Elimination Race	10055223696
64	MANLY Alexandra	Female		Team Pursuit, Madison	10009115253
1	MORAN Chloe	Female		Team Pursuit, Omnium, Madison, Points Race, Scratch Race, Elimination Race	10010666142
65	PLOUFFE Maeve	Female		Team Pursuit, Individual Pursuit	10011147203
<b>AUT - Austria</b>					
3	KOKAS Raphael	Male		Omnium, Madison, Scratch Race, Elimination Race	10035026882
73	RITZINGER Felix	Male		Madison	10008820011
74	SCHMIDBAUER Maximilian	Male		Madison	10035022539
4	WAFLEK Tim	Male		Omnium, Scratch Race, Elimination Race	10035022337
66	EBERHARDT Verena	Female		Points Race	10008670770
67	GSCHWENTNER Leila	Female		Points Race	10083975106
<b>BAR - Barbados</b>					
46	SUTHERLAND Edwin	Male		Elimination Race	10009688664
2	JOSEPH Amber	Female		Omnium, Scratch Race	10061870927

### HOST PARTNERS



### MAIN PARTNERS



### OFFICIAL PARTNERS



### OFFICIAL SUPPLIERS



**Entry List By Country / Liste d'inscriptions par pays**  
As of WED 9 AUG 2023

Race Number	NAT Name	Gender	Sport Class	Event	UCI Rider ID
<b>BEL - Belgium</b>					
75	BERNARD Thibaut	Male		Team Pursuit	10070883136
5	de VYLDER Lindsay	Male		Team Pursuit, Omnium, Madison, Scratch Race	10009009866
76	DENS Tuur	Male		Team Pursuit, Scratch Race	10016387021
77	GHYS Robbe	Male		Madison, Points Race	10009991182
47	HESTERS Jules	Male		Elimination Race	10010771226
48	POLLEFLIET Gianluca	Male		Team Pursuit, Elimination Race	10064971994
6	van den BOSSCHE Fabio	Male		Omnium, Madison, Points Race	10016485839
78	VANDENBRANDEN Noah	Male		Team Pursuit	10064994125
3	de CLERCQ Katrijn	Female		Omnium, Madison, Points Race, Scratch Race, Elimination Race	10064418993
68	DEGRENDELE Nicky	Female		Team Sprint, Sprint, Keirin	10009134956
69	HESTERS Helene	Female		Madison	10107750917
70	JENAER Valerie	Female		Team Sprint, Sprint, Keirin	10110977983
4	KOPECKY Lotte	Female		Omnium, Madison, Points Race, Elimination Race	10007350459
71	NICOLAES Julie	Female		Team Sprint	10065045049
<b>CAN - Canada</b>					
7	BIBIC Dylan	Male		Team Pursuit, Omnium, Madison, Scratch Race, Elimination Race	10046257967
79	DODYK Ryan	Male		Team Sprint, Sprint, Keirin, Time Trial	10064209839
80	ERNST Chris	Male		Individual Pursuit	10015715091
81	FOLEY Michael	Male		Team Pursuit, Madison, Time Trial, Individual Pursuit	10016186654
82	GEE Derek	Male		Team Pursuit	10011114867
8	GUILLEMETTE Mathias	Male		Team Pursuit, Omnium, Madison, Points Race, Scratch Race, Individual Pursuit, Elimination Race	10060474329
83	HEDGCOCK James	Male		Team Sprint, Keirin	10048888990
84	MATTERN Carson	Male		Team Pursuit, Individual Pursuit	10063260451
85	RORKE Tyler	Male		Team Sprint, Sprint	10048224138
86	WAMMES Nick	Male		Team Sprint, Sprint	10015713273
72	ATTWELL Erin J	Female		Team Pursuit	10051239222
73	BONHOMME Ariane	Female		Team Pursuit, Points Race, Individual Pursuit	10008664811
5	COLES-LYSTER Maggie	Female		Team Pursuit, Omnium, Points Race, Scratch Race, Individual Pursuit	10010998568
74	GENEST Lauriane	Female		Team Sprint, Sprint, Keirin	10011157206
75	MITCHELL Kelsey	Female		Team Sprint, Sprint, Keirin	10075047668
76	ORBAN Sarah	Female		Team Sprint, Sprint, Keirin	10082509796
6	van DAM Sarah	Female		Team Pursuit, Omnium, Scratch Race, Individual Pursuit, Elimination Race	10048875553
77	WEST Ruby	Female		Team Pursuit, Individual Pursuit	10010939055

**HOST PARTNERS**



**MAIN PARTNERS**



**OFFICIAL PARTNERS**



**OFFICIAL SUPPLIERS**





## Entry List By Country / Liste d'inscriptions par pays

As of WED 9 AUG 2023

Race Number	NAT Name	Gender	Sport Class	Event	UCI Rider ID
<b>CHN - People's Republic of China</b>					
87	GUO Shuai	Male		Team Sprint	10015339522
88	JIN Zhiheng	Male		Team Sprint	10096392116
89	QIU Zhentao	Male		Team Pursuit, Individual Pursuit	10129789216
90	SUN Haijiao	Male		Team Pursuit	10084788690
91	SUN Wentao	Male		Team Pursuit, Individual Pursuit	10085846600
92	XUE Chenxi	Male		Team Sprint, Time Trial	10129788610
93	YANG Yang	Male		Team Pursuit	10084644911
94	ZHANG Haiao	Male		Team Pursuit, Individual Pursuit	10085846394
95	ZHOU Yu	Male		Team Sprint, Time Trial	10052089586
78	BAO Shanju	Female		Team Sprint, Time Trial	10010717268
79	GUO Yufang	Female		Team Sprint, Sprint, Time Trial	10062787474
80	HUANG Zhilin	Female		Team Pursuit, Individual Pursuit	10023483680
81	JIANG Yulu	Female		Team Sprint, Sprint, Time Trial	10136023888
82	LIU Jiali	Female		Points Race	10010915110
83	WANG Susu	Female		Team Pursuit	10015341845
84	WANG Xiaoyue	Female		Team Pursuit, Individual Pursuit	10138876294
85	WEI Suwan	Female		Team Pursuit, Individual Pursuit	10096778092
86	YUAN Liying	Female		Team Sprint, Sprint, Time Trial	10129788913
87	ZHANG Hongjie	Female		Team Pursuit, Individual Pursuit	10015340936
<b>COL - Colombia</b>					
96	ARANGO CARVAJAL Juan Esteban	Male		Points Race, Individual Pursuit	10035212394
97	ECHEVERRI CARDONA Carlos Daniel	Male		Team Sprint	10067397705
98	ORTEGA FONTALVO Cristian David	Male		Team Sprint, Sprint, Time Trial	10061655608
99	QUINTERO CHAVARRO Kevin Santiago	Male		Team Sprint, Sprint, Keirin	10010830840
100	RAMIREZ MORALES Santiago	Male		Team Sprint, Sprint, Keirin, Time Trial	10009039774
88	BAYONA PINEDA Martha	Female		Sprint, Keirin, Time Trial	10009040279
<b>CZE - Czech Republic</b>					
101	BOHUSLAVEK Matěj	Male		Team Sprint, Sprint	10009903983
102	ČECHMAN Martin	Male		Team Sprint, Sprint, Time Trial	10010166590
103	HYTYCH Matěj	Male		Team Sprint, Time Trial	10058654264
104	KADLEC Milan	Male		Madison	10047431263
105	KŘENEK Adam	Male		Points Race	10047309409
49	RUGOVAC Denis	Male		Madison, Scratch Race, Elimination Race	10007503336
106	TOPINKA Dominik	Male		Team Sprint	10007535365
50	VONEŠ Jan	Male		Madison, Points Race, Scratch Race, Elimination Race	10047303244
41	BARTOVA Gabriela	Female		Madison, Elimination Race	10047282935
89	JABORNIKOVA Veronika	Female		Sprint, Keirin, Time Trial	10047201594
90	KOHOUTKOVA Kateřina	Female		Madison, Points Race	10010777791
91	MACHAČOVA Jarmila	Female		Points Race	10004738937
7	ŠEVČIKOVA Petra	Female		Omnium, Madison, Scratch Race, Elimination Race	10015336791

**HOST PARTNERS**



**MAIN PARTNERS**



**OFFICIAL PARTNERS**



**OFFICIAL SUPPLIERS**



## Entry List By Country / Liste d'inscriptions par pays

As of WED 9 AUG 2023

Race Number	NAT Name	Gender	Sport Class	Event	UCI Rider ID
<b>DEN - Denmark</b>					
107	BEVORT Carl-Frederik	Male		Team Pursuit	10049194845
9	HANSEN Tobias	Male		Omnium, Scratch Race, Elimination Race	10051225478
10	LARSEN Niklas	Male		Team Pursuit, Omnium, Madison	10009413529
108	LETH Lasse	Male		Team Pursuit, Madison	10006883344
109	MADSEN Frederik	Male		Team Pursuit	10010176900
110	MORKOV Michael	Male		Madison	10003308993
111	PEDERSEN Rasmus	Male		Team Pursuit	10010826089
92	AUERBACH-LIND Laura	Female		Madison	10036124295
8	DIDERIKSEN Amalie	Female		Omnium, Madison	10009487085
9	KLINGE Ellen	Female		Omnium, Madison	10065893292
<b>EGY - Egypt</b>					
112	ABOUEHASSAN Youssef	Male		Team Sprint, Team Pursuit	10076128210
113	BAKR Mahmoud	Male		Team Sprint, Team Pursuit	10113653365
114	HASSAN Hussein	Male		Team Sprint, Team Pursuit, Time Trial	10092163118
115	SAAD Ahmed	Male		Team Sprint, Team Pursuit	10091975380
93	MOHAMED Shahd	Female		Sprint, Time Trial	10119724252
10	ZAYED AHMED Ebtissam	Female		Omnium, Scratch Race, Elimination Race	10053580255
<b>ESP - Spain</b>					
51	ANGUELA YAGUEZ Mario	Male		Team Pursuit, Elimination Race	10041176480
116	BENNASSAR ROSSELLO Francesc	Male		Team Pursuit, Madison	10039864556
117	BENNASSAR ROSSELLO Joan Marti	Male		Team Pursuit, Individual Pursuit	10015329317
118	GARAIAR PIKABEA Benat	Male		Team Pursuit	10062935095
119	JIMENEZ ELIZONDO Ekain	Male		Team Sprint, Sprint	10041041993
120	MARTINEZ CHORRO Alejandro	Male		Team Sprint, Sprint, Time Trial	10011152354
11	MORA VEDRI Sebastian	Male		Omnium, Madison	10019037545
121	MORENO SANCHEZ Jose	Male		Team Sprint, Time Trial	10007502427
122	NAVAS MARCHAL Alvaro	Male		Team Pursuit	10041175672
123	TORRES BARCELO Albert	Male		Madison, Points Race, Scratch Race	10005934360
42	CALVO BARBERO Tania	Female		Team Pursuit, Scratch Race, Elimination Race	10006604771
94	CASAS ROIGE Helena	Female		Sprint, Keirin	10004616877
95	ESCALERA Isabella Maria	Female		Team Pursuit, Individual Pursuit	10064556110
96	FERRERES NAVARRO Isabel	Female		Team Pursuit, Individual Pursuit	10010180233
97	ISASI CRISTOBAL Ziortza	Female		Team Pursuit, Points Race	10009515983
11	LARRARTE ARTEAGA Eukene	Female		Omnium, Scratch Race	10011153667
43	RODRIGUEZ CORDERO Laura	Female		Team Pursuit, Elimination Race	10011184484

### HOST PARTNERS



### MAIN PARTNERS



### OFFICIAL PARTNERS



### OFFICIAL SUPPLIERS



**Entry List By Country / Liste d'inscriptions par pays**  
As of WED 9 AUG 2023

Race Number	NAT Name	Gender	Sport Class	Event	UCI Rider ID
<b>FRA - France</b>					
52	BOUDAT Thomas	Male		Team Pursuit, Madison, Points Race, Elimination Race	10007900026
124	DENIS Thomas	Male		Team Pursuit	10009736861
125	ERMENAUULT Corentin	Male		Team Pursuit, Individual Pursuit	10009155972
126	GRENGBO Florian	Male		Team Sprint	10025432875
12	GRONDIN Donavan	Male		Omnium, Madison, Points Race, Scratch Race, Elimination Race	10025923131
127	HELAL Rayan	Male		Team Sprint, Sprint	10015683567
128	LANDERNEAU Melvin	Male		Team Sprint, Sprint, Keirin, Time Trial	10010713329
129	TABELLION Valentin	Male		Team Pursuit	10015907071
13	THOMAS Benjamin	Male		Team Pursuit, Omnium, Madison	10009104341
130	VIGIER Sebastien	Male		Team Sprint, Sprint, Keirin	10010678569
44	BERTEAU Victoire	Female		Team Pursuit, Madison, Elimination Race	10015338916
12	BORRAS Marion	Female		Team Pursuit, Omnium, Madison, Points Race, Scratch Race, Individual Pursuit	10009989970
98	COPPONI Clara	Female		Team Pursuit, Madison, Scratch Race	10015328711
13	FORTIN Valentine	Female		Team Pursuit, Omnium, Elimination Race	10015339017
99	GROS Mathilde	Female		Team Sprint, Sprint, Keirin	10015528367
100	KOUAME Taky Marie Divine	Female		Team Sprint, Sprint, Keirin, Time Trial	10066161458
101	le NET Marie	Female		Team Pursuit, Points Race	10023522278
102	MICHAUX Julie	Female		Team Sprint, Sprint, Keirin, Time Trial	10081958819

**HOST PARTNERS**



**MAIN PARTNERS**



**OFFICIAL PARTNERS**



**OFFICIAL SUPPLIERS**



**Entry List By Country / Liste d'inscriptions par pays**  
As of WED 9 AUG 2023

Race Number	NAT Name	Gender	Sport Class	Event	UCI Rider ID
<b>GBR - Great Britain</b>					
131	BIGHAM Daniel	Male		Team Pursuit, Individual Pursuit	10011080010
132	CARLIN Jack	Male		Team Sprint, Sprint, Keirin	10009967641
133	CHARLTON Josh	Male		Team Pursuit	10094658341
134	FIELDING Alistair	Male		Team Sprint	10014936364
135	LOWE Ed	Male		Time Trial	10096738686
14	PERRETT William	Male		Omnium, Points Race	10013692037
136	STEWART Mark	Male		Madison, Points Race	10009316327
137	TANFIELD Charlie	Male		Team Pursuit, Individual Pursuit	10014741455
53	TIDBALL William	Male		Madison, Scratch Race, Elimination Race	10023824190
138	TRUMAN Joseph	Male		Team Sprint, Sprint, Keirin, Time Trial	10017950943
139	TURNBULL Hamish	Male		Team Sprint, Sprint, Keirin	10015483305
54	VERNON Ethan	Male		Team Pursuit, Elimination Race	10023821362
15	WOOD Oliver	Male		Team Pursuit, Omnium, Madison, Scratch Race	10008663700
14	ARCHIBALD Katie	Female		Team Pursuit, Omnium, Madison, Points Race, Scratch Race	10008789695
45	BARKER Elinor	Female		Team Pursuit, Madison, Elimination Race	10008091194
103	BARKER Megan	Female		Team Pursuit, Individual Pursuit	10009968146
104	BELL Lauren	Female		Team Sprint, Time Trial	10064452743
105	CAPEWELL Sophie	Female		Team Sprint, Sprint, Keirin, Time Trial	10010171442
15	EVANS Neah	Female		Omnium, Madison, Points Race, Individual Pursuit	10010781532
106	FINUCANE Emma	Female		Team Sprint, Sprint, Keirin, Time Trial	10058497650
107	KNIGHT Josie	Female		Team Pursuit	10009762224
46	LEWIS Sophie	Female		Individual Pursuit, Elimination Race	10086136283
108	MARCHANT Katy	Female		Team Sprint, Sprint, Keirin	10009195883
109	MORRIS Anna	Female		Team Pursuit	10018660053
110	ROBERTS Jessica	Female		Scratch Race, Individual Pursuit	10015331438

**HOST PARTNERS**



**MAIN PARTNERS**



**OFFICIAL PARTNERS**



**OFFICIAL SUPPLIERS**



## Entry List By Country / Liste d'inscriptions par pays

As of WED 9 AUG 2023

Race Number	NAT Name	Gender	Sport Class	Event	UCI Rider ID
<b>GER - Germany</b>					
140	BOOS Benjamin	Male		Team Pursuit, Scratch Race, Individual Pursuit	10036152890
141	BUCK-GRAMCKO Tobias	Male		Team Pursuit, Individual Pursuit	10036553624
142	DORNBACH Maximilian	Male		Team Sprint, Sprint, Keirin, Time Trial	10007779683
143	EILERS Joachim	Male		Keirin, Team Pursuit	10006379247
144	GROSS Felix	Male		Team Pursuit, Individual Pursuit	10010186701
145	JURCZYK Marc	Male		Sprint, Keirin	10009178002
16	KLUGE Roger	Male		Omnium, Madison, Points Race	10003301620
55	REINHARDT Theo	Male		Team Pursuit, Madison, Elimination Race	10005967403
146	SCHROTER Nik	Male		Team Sprint	10010166792
147	SPIEGEL Luca	Male		Team Sprint	10060873645
17	TEUTENBERG Tim Torn	Male		Omnium, Madison, Points Race, Scratch Race, Elimination Race	10050865568
148	WEINRICH Willy Leonhard	Male		Team Sprint, Sprint, Time Trial	10054062932
111	BRAUSSE Franziska	Female		Team Pursuit, Madison, Individual Pursuit	10010169220
112	DOPJANS Hanna	Female		Points Race	10036352247
113	FRIEDRICH Lea Sophie	Female		Team Sprint, Sprint, Keirin, Time Trial	10015171184
114	GRABOSCH Pauline Sophie	Female		Team Sprint, Sprint, Keirin, Time Trial	10010169624
115	HINZE Emma	Female		Team Sprint, Sprint, Keirin, Time Trial	10010652196
116	KLEIN Lisa	Female		Team Pursuit, Individual Pursuit	10008965814
117	KROGER Mieke	Female		Team Pursuit, Individual Pursuit	10007520110
60	PROPSTER Alessa-Catriona	Female		Team Sprint, Sprint, Keirin, Time Trial	10036279596
47	REISSNER Lena Charlotte	Female		Team Pursuit, Madison, Scratch Race, Elimination Race	10036438537
118	SUSSEMILCH Laura	Female		Team Pursuit, Individual Pursuit	10009081204
48	TEUTENBERG Lea Lin	Female		Madison, Points Race, Scratch Race, Elimination Race	10016000536
<b>GRE - Greece</b>					
16	MILAKI Argyro	Female		Omnium, Elimination Race	10008928226
<b>HKG - Hong Kong, China</b>					
18	LEUNG Chun Wing	Male		Omnium, Madison, Elimination Race	10007771401
19	LEUNG Ka Yu	Male		Omnium, Madison	10007771704
17	LEE Sze Wing	Female		Omnium, Madison, Scratch Race	10045966058
119	LEUNG Bo Yee	Female		Madison, Points Race	10006278510
18	YANG Qianyu	Female		Omnium, Madison, Individual Pursuit	10008999055
120	YEUNG Cho Yiu	Female		Sprint, Keirin, Time Trial	10045965957
<b>HUN - Hungary</b>					
149	DRIJVER Bertold	Male		Points Race	10097608555
150	SZALONTAY Sandor	Male		Sprint	10007073506
<b>INA - Indonesia</b>					
151	KUSUMA Terry Yudha	Male		Scratch Race	10011164579
20	van AERT Bernard Benyamin	Male		Omnium	10015871608

### HOST PARTNERS



### MAIN PARTNERS



### OFFICIAL PARTNERS



### OFFICIAL SUPPLIERS



**Entry List By Country / Liste d'inscriptions par pays**  
As of WED 9 AUG 2023

Race Number	NAT Name	Gender	Sport Class	Event	UCI Rider ID
<b>IND - India</b>					
152	ELKATHCHOONGO David	Male		Team Sprint, Time Trial	10095274996
153	ESOW Esow	Male		Team Sprint, Keirin	10050873046
154	LAITONJAM Ronaldo	Male		Team Sprint, Time Trial	10050626809
155	SINGH Y Rojit	Male		Team Sprint	10050945693
<b>IRL - Ireland</b>					
49	CREIGHTON Erin Grace	Female		Team Pursuit, Elimination Race	10111403571
19	GILLESPIE Lara	Female		Team Pursuit, Omnium, Madison	10016636692
20	KAY Emily	Female		Team Pursuit, Omnium, Madison, Scratch Race, Elimination Race	10008678551
121	MURPHY Kelly	Female		Team Pursuit, Individual Pursuit	10015835030
122	SHARPE Alice	Female		Team Pursuit, Madison, Scratch Race	10016236063
<b>ISR - Israel</b>					
157	LOGINOV Vladyslav	Male		Scratch Race	10096427074
56	TENE Rotem	Male		Scratch Race, Elimination Race	10059718032
158	YAKOVLEV Mikhail	Male		Sprint, Keirin	10034964036
159	YOGEV Alon	Male		Points Race	10015327600
<b>ITA - Italy</b>					
160	BIANCHI Matteo	Male		Team Sprint, Sprint, Time Trial	10028995102
21	CONSONNI Simone	Male		Team Pursuit, Omnium, Madison, Points Race	10007890730
161	GALLI Niccolo	Male		Individual Pursuit	10030382606
162	GANNA Filippo	Male		Team Pursuit, Individual Pursuit	10009164056
163	LAMON Francesco	Male		Team Pursuit, Time Trial, Individual Pursuit	10008680672
164	MILAN Jonathan	Male		Team Pursuit, Individual Pursuit	10030115147
165	MORO Manlio	Male		Team Pursuit, Individual Pursuit	10030333193
166	MORO Stefano	Male		Team Sprint	10010715046
167	NAPOLITANO Daniele	Male		Team Sprint	10030732109
168	PREDOMO Mattia	Male		Team Sprint, Sprint	10034048600
57	SCARTEZZINI Michele	Male		Madison, Points Race, Scratch Race, Elimination Race	10006891630
22	VIVIANI Elia	Male		Omnium, Madison, Elimination Race	10005502914
123	ALZINI Martina	Female		Individual Pursuit	10010713228
21	BALSAMO Elisa	Female		Team Pursuit, Omnium	10010182657
50	BARBIERI Rachele	Female		Points Race, Scratch Race, Time Trial, Elimination Race	10010714743
124	CONSONNI Chiara	Female		Team Pursuit, Madison	10015660026
51	FIDANZA Martina	Female		Team Pursuit, Madison, Scratch Race, Elimination Race	10015662349
125	GUAZZINI Vittoria	Female		Team Pursuit, Individual Pursuit	10015339118
22	PATERNOSTER Letizia	Female		Team Pursuit, Omnium, Madison, Individual Pursuit	10015336387
126	VECE Miriam	Female		Sprint, Keirin, Time Trial	10010714137
127	ZANARDI Silvia	Female		Points Race	10030159607

**HOST PARTNERS**



**MAIN PARTNERS**



**OFFICIAL PARTNERS**



**OFFICIAL SUPPLIERS**



## Entry List By Country / Liste d'inscriptions par pays

As of WED 9 AUG 2023

Race Number	NAT Name	Gender	Sport Class	Event	UCI Rider ID
<b>JPN - Japan</b>					
23	HASHIMOTO Eiya	Male		Team Pursuit, Omnium, Elimination Race	10007832227
24	IMAMURA Shunsuke	Male		Team Pursuit, Omnium, Madison, Scratch Race	10010799013
169	KOJIMA Naoki	Male		Team Pursuit, Madison, Points Race	10021323715
58	KUBOKI Kazushige	Male		Team Pursuit, Madison, Scratch Race, Individual Pursuit, Elimination Race	10005932138
170	MATSUDA Shoi	Male		Team Pursuit, Individual Pursuit	10021521452
171	NAGASAKO Yoshitaku	Male		Team Sprint	10007394515
172	NAKANO Shinji	Male		Team Sprint, Sprint, Keirin	10021114658
173	OBARA Yuta	Male		Team Sprint	10010773549
174	OTA Kaiya	Male		Team Sprint, Sprint, Keirin	10122775712
175	TERASAKI Kohei	Male		Sprint, Keirin	10010592279
128	FURUYAMA Kie	Female		Team Pursuit, Individual Pursuit	10010800124
129	IKEDA Mizuki	Female		Team Pursuit	10130636954
23	KAJIHARA Yumi	Female		Team Pursuit, Omnium, Madison, Scratch Race	10009668658
24	KAKITA Maho	Female		Team Pursuit, Omnium, Madison, Elimination Race	10112162191
130	OHTA Riyu	Female		Team Sprint, Sprint, Keirin	10020981585
131	SAKAI Aki	Female		Team Sprint, Time Trial	10021474972
132	SATO Mina	Female		Team Sprint, Sprint, Keirin	10020784353
52	UCHINO Tsuyaka	Female		Team Pursuit, Madison, Points Race, Scratch Race, Elimination Race	10082954077
133	UMEKAWA Fuko	Female		Team Sprint, Sprint, Keirin	10020982696
<b>KAZ - Kazakhstan</b>					
176	CHUGAY Andrey	Male		Keirin, Time Trial	10023551075
25	DINMUKHAMEDOV Ramis	Male		Omnium, Scratch Race, Individual Pursuit, Elimination Race	10036109949
177	PONOMARYOV Sergey	Male		Keirin, Time Trial	10010797292
26	ZAKHAROV Artyom	Male		Omnium, Points Race, Scratch Race, Individual Pursuit, Elimination Race	10006895569
<b>LAO - Lao People's Democratic Republic</b>					
134	CAUCHOIS ONE Fanny Malissa	Female		Points Race	10069708729
<b>LAT - Latvia</b>					
178	KORNILOVS Vitalijs	Male		Individual Pursuit	10005436731
<b>LTU - Lithuania</b>					
179	BENIUŠIS Justas	Male		Team Sprint	10010170331
180	LENDEL Vasilijus	Male		Team Sprint, Sprint	10009181234
181	VINSKAS Laurynas	Male		Team Sprint, Sprint	10080223731
25	BALEIŠYTE Olivija	Female		Omnium, Scratch Race, Elimination Race	10010807905
135	LENDEL Migle	Female		Sprint	10133175627

**HOST PARTNERS**



**MAIN PARTNERS**



**OFFICIAL PARTNERS**



**OFFICIAL SUPPLIERS**



**Entry List By Country / Liste d'inscriptions par pays**  
As of WED 9 AUG 2023

Race Number	NAT Name	Gender	Sport Class	Event	UCI Rider ID
<b>MAS - Malaysia</b>					
182	AWANG Mohd Azizulhasni	Male		Team Sprint, Sprint, Keirin	10004868370
183	HASBULLAH Umar	Male		Team Sprint	10053230853
184	MOHD ZONIS Muhammad Fadhil	Male		Team Sprint, Sprint, Keirin, Time Trial	10010645732
185	SAHROM Muhammad Ridwan	Male		Team Sprint, Sprint, Keirin	10049101683
186	SAHROM Muhammad Shah Firdaus	Male		Sprint, Keirin	10009150215
136	AZIZAN Nurul Aliana Syafika	Female		Team Sprint	10056177128
137	MOHD ASRI Nurul Izzah Izzati	Female		Team Sprint, Sprint, Keirin, Time Trial	10053232065
138	ROSIDI Anis Amira	Female		Team Sprint, Sprint, Time Trial	10010798003
<b>MEX - Mexico</b>					
187	LOPEZ GONZALEZ Jafet Emmanuel	Male		Team Sprint, Time Trial	10115326819
27	PENA SALAS Ricardo	Male		Omnium	10083092810
188	RUIZ TERAN Juan	Male		Team Sprint, Time Trial	10064034229
189	VERDUGO OSUNA Edgar	Male		Team Sprint, Time Trial	10007890932
53	ACEVEDO MENDOZA Yareli	Female		Team Pursuit, Madison, Points Race, Elimination Race	10083581446
139	GAXIOLA GONZALEZ Luz Daniela	Female		Team Sprint, Sprint, Keirin, Team Pursuit	10006904461
140	GAXIOLA GONZALEZ Maria Antonieta	Female		Team Sprint, Team Pursuit, Madison, Scratch Race	10009690381
141	SALAZAR VALLES Jessica	Female		Team Sprint, Time Trial	10008167986
142	SALAZAR VAZQUEZ Lizbeth Yarely	Female		Team Pursuit, Madison	10009196590
26	VELASCO FUENTES Victoria	Female		Team Pursuit, Omnium	10064106977
143	VERDUGO OSUNA Yuli	Female		Team Sprint, Sprint, Keirin	10009727767
<b>NED - Netherlands</b>					
59	BUCHLI Matthijs	Male		Scratch Race, Elimination Race	10006900421
190	EEFTING-BLOEM Roy	Male		Scratch Race	10006058743
60	HAVIK Yoeri	Male		Madison, Points Race, Elimination Race	10006502014
191	HEIJNEN Philip	Male		Points Race	10022783058
192	HOOGLAND Jeffrey	Male		Team Sprint, Sprint, Keirin, Time Trial	10007379761
28	HOPPEZAK Vincent	Male		Omnium, Madison	10015508866
193	LAVREYSEN Harrie	Male		Team Sprint, Sprint, Keirin	10009535686
194	van den BERG Roy	Male		Team Sprint, Time Trial	10005276578
195	van LOON Tijmen	Male		Team Sprint, Sprint, Keirin	10023438921
29	van SCHIP Jan Willem	Male		Omnium, Madison	10008881948
144	BRASPENNINCX Shanne	Female		Team Sprint, Sprint, Keirin, Time Trial	10007618524
145	HENGVELD Daniek	Female		Madison, Points Race	10023161560
146	LAMBERINK Kyra	Female		Team Sprint, Time Trial	10009125458
27	RAAIJMAKERS Marit	Female		Omnium, Madison, Points Race, Scratch Race, Elimination Race	10015510078
28	van der DUIN Maike	Female		Omnium, Madison, Scratch Race, Elimination Race	10022697475
147	van der PEET Steffie	Female		Team Sprint, Sprint, Keirin	10014699726
148	van der WOUW Hetty	Female		Team Sprint, Sprint, Keirin, Time Trial	10010644015

**HOST PARTNERS**



**MAIN PARTNERS**



**OFFICIAL PARTNERS**



**OFFICIAL SUPPLIERS**





## Entry List By Country / Liste d'inscriptions par pays

As of WED 9 AUG 2023

Race Number	NAT Name	Gender	Sport Class	Event	UCI Rider ID
<b>NGR - Nigeria</b>					
149	AYUBA Grace	Female		Team Sprint, Team Pursuit, Time Trial	10076778716
150	GRIKPA Tombrapa Gladys	Female		Team Sprint, Team Pursuit, Time Trial	10053184070
151	SAMUEL Mary	Female		Team Pursuit	10083748972
152	UKPESERAYE Ese	Female		Team Sprint, Team Pursuit, Time Trial	10096621579
<b>NOR - Norway</b>					
29	STENBERG Anita Yvonne	Female		Omnium, Scratch Race, Elimination Race	10008956114
<b>NZL - New Zealand</b>					
196	DAKIN Sam	Male		Sprint, Keirin	10010624918
30	GATE Aaron	Male		Team Pursuit, Omnium, Madison, Points Race	10004405501
61	JACKSON George	Male		Team Pursuit, Scratch Race, Elimination Race	10023663839
197	KERGOZOU de la BOESSIERE Nicholas	Male		Team Pursuit, Scratch Race, Time Trial	10009117778
62	SEXTON Thomas	Male		Team Pursuit, Madison, Points Race, Individual Pursuit, Elimination Race	10010750715
31	STEWART Campbell	Male		Team Pursuit, Omnium, Madison	10010750917
153	ANDREWS Ellesse	Female		Team Sprint, Sprint, Keirin	10015442077
154	BOTHA Bryony	Female		Team Pursuit, Madison, Individual Pursuit	10009808906
155	DONNELLY Samantha	Female		Team Pursuit, Scratch Race, Individual Pursuit	10109519246
30	DRUMMOND Michaela	Female		Team Pursuit, Omnium, Madison, Points Race, Scratch Race, Elimination Race	10010747277
156	FULTON Shaane Hazel	Female		Team Sprint, Sprint, Keirin	10023663738
157	KING Olivia	Female		Team Sprint, Sprint, Time Trial	10021769713
158	PETCH Rebecca	Female		Team Sprint, Time Trial	10010028770
54	SHEARMAN Emily	Female		Team Pursuit, Points Race, Elimination Race	10015442279
31	WOLLASTON Ally	Female		Team Pursuit, Omnium, Madison	10022056265

**HOST PARTNERS**



**MAIN PARTNERS**



**OFFICIAL PARTNERS**



**OFFICIAL SUPPLIERS**



## Entry List By Country / Liste d'inscriptions par pays

As of WED 9 AUG 2023

Race Number	NAT Name	Gender	Sport Class	Event	UCI Rider ID
<b>POL - Poland</b>					
32	BANASZEK Alan	Male		Omnium, Madison	10010994932
198	BIELECKI Maciej	Male		Team Sprint	10005641037
63	MAJEWSKI Kacper	Male		Individual Pursuit, Elimination Race	10053953808
199	PROKOPYSZYN Filip	Male		Scratch Race	10048871917
200	PSZCZOLARSKI Wojciech	Male		Madison, Points Race	10006903552
201	RAJKOWSKI Patryk	Male		Team Sprint, Sprint, Time Trial	10009176281
202	RUDYK Mateusz	Male		Team Sprint, Sprint	10009079382
33	SAJNOK Szymon	Male		Omnium, Madison	10009640063
203	SARNECKI Rafal	Male		Team Sprint, Sprint	10005953154
159	KARASIEWICZ Karolina	Female		Team Pursuit, Points Race	10006902643
160	KARWACKA Marlena	Female		Team Sprint, Sprint, Keirin	10010098589
161	KUMIEGA Karolina	Female		Team Pursuit	10051439282
55	LORKOWSKA Patrycja	Female		Team Pursuit, Elimination Race	10009882967
162	LOS Urszula	Female		Team Sprint, Keirin	10007793326
163	PETRI Paulina	Female		Team Sprint, Sprint, Keirin	10053771225
32	PIKULIK Daria	Female		Omnium, Madison, Scratch Race	10009988556
164	PIKULIK Wiktoria	Female		Team Pursuit, Madison, Points Race	10010201148
165	SIBIAK Nikola	Female		Team Sprint, Sprint, Keirin	10016111983
33	WANKIEWICZ Olga	Female		Team Pursuit, Omnium, Individual Pursuit	10059182209
<b>POR - Portugal</b>					
204	ALVES OLIVEIRA Ivo Manuel	Male		Madison, Individual Pursuit	10009190328
64	ALVES OLIVEIRA Rui Filipe	Male		Madison, Elimination Race	10009191136
34	LEITAO Iuri	Male		Omnium, Madison	10010800831
35	MARTINS Joao	Male		Omnium, Elimination Race	10044253404
34	CAMPOS Daniela	Female		Omnium, Points Race, Scratch Race	10044087793
35	MARTINS Maria	Female		Omnium, Scratch Race	10015577574
<b>ROU - Romania</b>					
36	CRISTA Daniel	Male		Omnium, Points Race	10007390370
<b>RSA - South Africa</b>					
205	MYBURGH Johannes	Male		Time Trial	10127542452
206	SPIES Jean	Male		Sprint, Keirin	10007351671
<b>SUI - Switzerland</b>					
65	IMHOF Claudio	Male		Team Pursuit, Madison, Individual Pursuit, Elimination Race	10005865551
207	RUEGG Lukas	Male		Team Pursuit, Madison, Scratch Race	10009503455
37	THIEBAUD Valere	Male		Team Pursuit, Omnium, Madison, Points Race, Individual Pursuit	10014936566
38	VITZTHUM Simon	Male		Team Pursuit, Omnium, Points Race, Elimination Race	10008132826
208	VOGEL Alex	Male		Team Pursuit, Scratch Race	10015327495
56	ANDRES Michelle	Female		Madison, Points Race, Elimination Race	10009445154
36	LIECHTI Jasmin	Female		Omnium, Madison, Scratch Race, Individual Pursuit	10117937230
57	METTRAUX Lena	Female		Points Race, Scratch Race, Elimination Race	10009998357
37	SEITZ Aline	Female		Omnium, Madison	10009548319

### HOST PARTNERS



### MAIN PARTNERS



### OFFICIAL PARTNERS



### OFFICIAL SUPPLIERS



**Entry List By Country / Liste d'inscriptions par pays**  
As of WED 9 AUG 2023

Race Number	NAT Name	Gender	Sport Class	Event	UCI Rider ID
<b>SUR - Suriname</b>					
209	TJON EN FA Jair	Male		Sprint, Keirin	10117936018
<b>SVK - Slovakia</b>					
210	CHREN Martin	Male		Scratch Race	10010948553
58	BAČIKOVA Alžbeta	Female		Scratch Race, Elimination Race	10006065716
<b>SWE - Sweden</b>					
211	JOHANSSON Gustav	Male		Points Race	10015848972
<b>THA - Thailand</b>					
212	ANGSUTHASAWIT Jai	Male		Sprint, Keirin	10009009159
<b>TTO - Trinidad and Tobago</b>					
213	BROWNE Kwesi	Male		Sprint, Keirin	10009010876
39	CAMPBELL Akil	Male		Omnium, Scratch Race, Elimination Race	10009033714
214	PAUL Nicholas	Male		Sprint, Keirin	10010821241
<b>UAE - United Arab Emirates</b>					
40	ALMANSOORI Ahmed	Male		Omnium, Scratch Race	10010992710
<b>UKR - Ukraine</b>					
215	YAKOVLEV Mykyta	Male		Points Race	10089471366
166	BILETSKA Alla	Female		Sprint	10075826193
<b>USA - United States of America</b>					
216	DOMONOSKE David	Male		Team Pursuit	10131067794
41	HOOVER Gavin	Male		Team Pursuit, Omnium, Madison, Elimination Race	10009730191
217	JOHNSON Anders	Male		Team Pursuit	10010130218
218	KOONTZ Grant	Male		Team Pursuit, Points Race, Scratch Race	10015021139
42	LANGE Colby	Male		Team Pursuit, Omnium, Madison, Points Race	10051468887
167	AINSLIE Keely	Female		Team Sprint	10007476963
168	CUMMINS Olivia	Female		Team Pursuit	10083967729
169	DYGERT Chloe	Female		Team Pursuit, Individual Pursuit	10010971690
170	GULICK Colleen	Female		Team Pursuit, Madison, Scratch Race	10004742876
171	HANKINS Kayla	Female		Team Sprint	10064643309
172	MARQUARDT Mandy	Female		Team Sprint, Sprint, Time Trial	10006669439
173	McKEE McKenna	Female		Team Sprint	10083968537
174	POWLESS Shayna	Female		Individual Pursuit	10007708955
38	VALENTE Jennifer	Female		Team Pursuit, Omnium, Madison, Points Race, Scratch Race, Elimination Race	10007895881
39	WILLIAMS Lily	Female		Team Pursuit, Omnium, Madison, Points Race, Elimination Race	10045969492
<b>UZB - Uzbekistan</b>					
59	KOZIEVA Nafosat	Female		Madison, Points Race, Elimination Race	10015504523
175	MISYURINA Margarita	Female		Madison	10064777994

**HOST PARTNERS**



**MAIN PARTNERS**



**OFFICIAL PARTNERS**



**OFFICIAL SUPPLIERS**



**Competition Schedule / Programme des compétitions**  
THU 3 AUG 2023

Date	Session Time	Duration Time	Event
THU 3 AUG	9:30 / 15:26	93	Men Elite Team Pursuit - Qualification
		44	Women Elite Team Sprint - Qualification
		56	Men Elite Team Sprint - Qualification
		69	Women Elite Individual Pursuit - Qualification
		32	Women B 1km Time Trial - Qualification
		18	Women C5 500m Time Trial - Qualification
		44	Men C4 Omnium - 200m Time Trial
	17:45 / 20:50	14	Women C3 Individual Pursuit - Finals
		14	Men C4 Individual Pursuit - Finals
		15	Women C5 500m Time Trial - Final
		14	Men C1 Individual Pursuit - Finals
		21	Women B 1km Time Trial - Final
		13	Women Elite Team Sprint - Round 1
		14	Men B Individual Pursuit - Finals
		20	Men C5 Scratch Race - Final
		15	Women Elite Individual Pursuit - Finals
		14	Men C2 Individual Pursuit - Finals
		8	Women Elite Team Sprint - Finals
		23	Men Elite Scratch Race - Final

**Note:**  
Schedule subject to change.

**HOST PARTNERS**



**MAIN PARTNERS**



**OFFICIAL PARTNERS**



**OFFICIAL SUPPLIERS**



**Competition Schedule / Programme des compétitions**  
FRI 4 AUG 2023

Date	Session Time	Duration Time	Event
FRI 4 AUG	9:30 / 15:00	102	Women Elite Team Pursuit - Qualification
		30	Women Elite 500m Time Trial Qualification
		44	Men B 1km Time Trial - Qualification
		24	Women C2 Omnium - 200m Time Trial
		28	Men C3 1km Time Trial - Qualification
		42	Men C4 1km Time Trial - Qualification
		18	Men C1 Omnium - 200m Time Trial
		32	Men C2 Omnium - 200m Time Trial
		10	Women C3 Omnium - 200m Time Trial
	17:15 / 20:38	10	Women C1 500m Time Trial - Final
		21	Men B 1km Time Trial - Final
		14	Women C2 Individual Pursuit - Finals
		21	Men C4 1km Time Trial - Final
		21	Men C3 1km Time Trial - Final
		26	Men Elite Team Pursuit - Round 1
		15	Women C4 Scratch Race - Final
		22	Women Elite 500m Time Trial - Final
		13	Men Elite Team Sprint - Round 1
		18	Women Elite Scratch Race - Final
		14	Women B Individual Pursuit - Finals
		8	Men Elite Team Sprint - Finals

**Note:**  
Schedule subject to change.

**HOST PARTNERS**



**MAIN PARTNERS**



**OFFICIAL PARTNERS**



**OFFICIAL SUPPLIERS**



**Competition Schedule / Programme des compétitions**  
SAT 5 AUG 2023

Date	Session Time	Duration Time	Event
SAT 5 AUG	10:00 / 14:42	23	Women B Sprint - Qualification
		35	Men C5 1km Time Trial - Qualification
		47	Men Elite Sprint - Qualification
		18	Women B Sprint - Quarter-finals - Race 1
		28	Women Elite Team Pursuit - Round 1
		38	Men Elite Sprint - 1/16 Finals
		18	Women B Sprint - Quarter-finals - Race 2
		21	Men C1 1km Time Trial - Qualification
		20	Women C5 Omnium - 200m Time Trial
		25	Men Elite Sprint - 1/8 Finals
		9	Women B Sprint - Quarter-finals - Decider
	17:30 / 20:43	21	Men C1 1km Time Trial - Final
		21	Men C5 1km Time Trial - Final
		9	Women B Sprint - Semi-finals - Race 1
		23	Women Elite Keirin - Round 1
		14	Women C5 Individual Pursuit - Finals
		9	Women B Sprint - Semi-finals - Race 2
		14	Men Elite Team Pursuit - Finals
		22	Men C2 Scratch Race - Final
		18	Women Elite Keirin - Round 1 Repechage
		5	Women B Sprint - Semi-finals - Decider
		22	Men C3 Scratch Race
		15	Women Elite Team Pursuit - Finals

**Note:**  
Schedule subject to change.

**HOST PARTNERS**



**MAIN PARTNERS**



**OFFICIAL PARTNERS**



**OFFICIAL SUPPLIERS**



**Competition Schedule / Programme des compétitions**  
SUN 6 AUG 2023

Date	Session Time	Duration Time	Event
SUN 6 AUG	9:30 / 14:46	34	Men B Sprint - Qualification
		18	Women C2 500m Time Trial - Qualification
		94	Men Elite Individual Pursuit - Qualification
		14	Women Elite Keirin - Quarter-finals
		18	Men B Sprint - Quarter-finals - Race 1
		16	Men Elite Sprint - Quarter-finals - Race 1
		28	Men C3 Omnium - 200m Time Trial
		18	Men B Sprint - Quarter-finals - Race 2
		16	Men Elite Sprint - Quarter-finals - Race 2
		8	Women C1 Omnium - 200m Time Trial
		21	Women C4 500m Time Trial - Qualification
		9	Men B Sprint - Quarter-finals - Decider
		4	Men Elite Sprint - Quarter-finals - Decider
		18	Men Elite Omnium - Scratch Race 1/4
	17:00 / 20:42	14	Women C1 Individual Pursuit - Finals
		9	Women B Sprint - Finals 5-6 & 7-8
		15	Women C2 500m Time Trial - Final
		20	Men C4 Scratch Race - Final
		15	Women C4 500m Time Trial - Final
		9	Women Elite Keirin - Semi-finals
		12	Men Elite Omnium - Tempo Race 2/4
		18	Women Elite Elimination Race - Final
		9	Women B Sprint - Finals - Race 1
		15	Men Elite Individual Pursuit - Finals
		18	Men Elite Omnium - Elimination Race 3/4
		14	Men C3 Individual Pursuit - Finals
		9	Women B Sprint - Finals - Race 2
		10	Women Elite Keirin - Finals
		5	Women B Sprint - Finals - Decider
		30	Men Elite Omnium Points Race 4/4

**Note:**  
Schedule subject to change.

**HOST PARTNERS**



**MAIN PARTNERS**



**OFFICIAL PARTNERS**



**OFFICIAL SUPPLIERS**



**Competition Schedule / Programme des compétitions**  
MON 7 AUG 2023

Date	Session Time	Duration Time	Event
MON 7 AUG	11:30 / 15:04	51	Women Elite Sprint - Qualification
		8	Men Elite Sprint - Semi-finals - Race 1
		9	Men B Sprint - Semi-finals - Race 1
		38	Women Elite Sprint - 1/16 Finals
		8	Men Elite Sprint - Semi-finals - Race 2
		9	Men B Sprint - Semi-finals - Race 2
		4	Men Elite Sprint - Semi-finals - Decider
		28	Men C5 Omnium - 200m Time Trial
		5	Men B Sprint - Semi-finals - Decider
		32	Men C2 1km Time Trial - Qualification
		22	Women C4 Omnium - 200m Time Trial
	17:15 / 20:45	14	Men C5 Individual Pursuit - Finals
		21	Men C2 1km Time Trial - Final
		9	Men's B Sprint - Finals 5-6 & 7-8
		15	Women C3 500m Time Trial - Final
		14	Women C4 -Individual Pursuit - Finals
		18	Men Elite Elimination Race - Final
		9	Men B Sprint - Finals - Race 1
		8	Men Elite Sprint - Finals - Race 1
		22	Men C1 Scratch Race - Final
		9	Men B Sprint - Finals - Race 2
		39	Women Elite Madison - Final
		8	Men Elite Sprint - Finals - Race 2
		15	Women C5 Scratch Race - Final
		5	Men B Sprint - Finals - Decider
		4	Men Elite Sprint - Finals - Decider

**Note:**  
Schedule subject to change.

**HOST PARTNERS**



**MAIN PARTNERS**



**OFFICIAL PARTNERS**



**OFFICIAL SUPPLIERS**





**Competition Schedule / Programme des compétitions**  
TUE 8 AUG 2023

Date	Session Time	Duration Time	Event
TUE 8 AUG	12:30 / 15:27	25	Women Elite Sprint - 1/8 Finals
		53	Mixed C Team Sprint - Qualification
		16	Women Elite Sprint - Quarter-finals - Race 1
		35	Men Elite 1Km Time Trial - Qualification
		16	Women Elite Sprint - Quarter-finals - Race 2
		28	Mixed B Team Sprint - Qualification
		4	Women Elite Sprint - Quarter-finals - Decider
	17:15 / 20:44	10	Mixed C Team Sprint - Finals
		24	Men Elite 1Km Time Trial - Final
		15	Women C3 Scratch Race - Final
		23	Men Elite Keirin - Round 1
		15	Women C1-2 Scratch Race - Final
		37	Women Elite Points Race - Final
		18	Men Elite Keirin - Round 1 Repechage
		7	Mixed B Team Sprint - Finals
		60	Men Elite Madison - Final

**Note:**  
Schedule subject to change.

**HOST PARTNERS**



**MAIN PARTNERS**



**OFFICIAL PARTNERS**



**OFFICIAL SUPPLIERS**



**Competition Schedule / Programme des compétitions**  
WED 9 AUG 2023

Date	Session Time	Duration Time	Event
WED 9 AUG	17:30 / 20:51	8	Women Elite Sprint - Semi-finals - Race 1
		15	Women Elite Omnium - Scratch Race 1/4
		8	Women Elite Sprint - Semi-finals - Race 2
		14	Men Elite Keirin - Quarter-finals
		4	Women Elite Sprint - Semi-finals - Decider
		14	Women Elite Omnium - Tempo Race 2/4
		8	Women Elite Sprint - Finals - Race 1
		9	Men Elite Keirin - Semi-finals
		8	Women Elite Sprint - Finals - Race 2
		17	Women Elite Omnium - Elimination Race 3/4
		52	Men Elite Points Race - Final
		4	Women Elite Sprint - Finals - Decider
		10	Men Elite Keirin - Finals
		30	Women Elite Omnium - Points Race 4/4

**Note:**  
Schedule subject to change.

**HOST PARTNERS**



**MAIN PARTNERS**



**OFFICIAL PARTNERS**



**OFFICIAL SUPPLIERS**



2-8 August 2023

Communiqué n°16

**DECISIONS DAY 1 / DÉCISIONS JOUR 1****WOMEN INDIVIDUAL PURSUIT - QUALIFICATION / FEMMES POURSUITE INDIVIDUELLE - QUALIFICATION**

Art. 9.2.008 No-attendance at the start / Absence au départ

Rider GUAZZINI Vittoria, 10015339118, ITA

Disqualification in the individual pursuit and 1250 CHF fine / Disqualification in pursuit individuelle and 1250 CHF amende

**MC4 INDIVIDUAL PURSUIT / MC4 POURSUITE INDIVIDUELLE**

According art 3.2.056 the rider GARNIER Laurent, 10016572028, SUI was disqualified. As a result of this, the commissaries panel decided that this is not an disqualification following a sporting conduct according to art. 3.10.003. As a consequence, the rider can take part in the other disciplines of the of the World Championships.

Selon l'art 3.2.056 le coureur GARNIER Laurent, 10016572028, SUI a été disqualifié. En conséquence, le collège des commissaires a décidé qu'il ne s'agit pas d'une disqualification suite à un comportement sportif selon l'art. 3.10.003. En conséquence, le coureur peut participer aux autres disciplines des Championnats du Monde.

**MC4 OMNIUM 200mt TIME TRIAL / MC4 OMNIUM 200mt CONTRE LA MONTRE**

Art. 3.10.008/3.6 Body number missing / Dossard manquant

Rider DÖRING Fabian, 10050477164, GER

Rider SCHÄFER Thomas, 10008437667, GER

Rider TERRELL John, 10059711766, USA

Rider GRIMES Ronan, 10011225005, IRL

Rider LE ROUSSEAU Gatien, 10076537933, FRA

Rider LE CUNFF Kevin, 10011415163, FRA

100 CHF fine each / amende chacun

**WC3 INDIVIDUAL PURSUIT - FINAL / WC3 POURSUITE INDIVIDUELLE - FINALE**

Art. 3.10.008/7.1 Failing to respect the instructions of the organiser or commissaires (leaving the track on the homestraight after competition) / Non-respect des instructions de l'organisateur ou des commissaires (quitter la piste du côté de la ligne d'arrivée après la compétition)

Rider SUGIURA Keiko, 10021185487, JPN

100 CHF fine / amende

**HOST PARTNERS****MAIN PARTNERS****OFFICIAL PARTNERS****OFFICIAL SUPPLIERS**

2-8 August 2023

Communiqué n°16

**WB 1 KM TIME TRIAL - FINAL / WB 1 KM CONTRE-LA-MONTRE - FINALE**

Art. 3.10.008/7.1 Failing to respect the instructions of the organiser or commissaires (being in the safety zone during competition) / Non-respect des instructions de l'organisateur ou des commissaires (se trouver dans la zone de sécurité pendant la compétition)

LENTON John, 10061638935, GBR

100 CHF fine / amende

**MC5 SCRATCH - FINAL / MC5 SCRATCH - FINALE**

Art. 3.10.008/6.4 For collusion / Pour collusion

BJERGFELT William, 10003477937, GBR

HUNT Blaine, 10050564767, GBR

Relegation / déclassement

**FIGHT AGAINST TECHNOLOGICAL FRAUD / LUTTE CONTRE LA FRAUDE TECHNOLOGIQUE**

As part of the fight against technological fraud, 32 bikes were X-rayed. All the bikes complied with UCI regulations.

Dans le cadre de la lutte contre la fraude technologique, 32 vélos ont été contrôlés sous rayon X. Tous les vélos étaient conformes à la Règlementation UCI.

THE COMMISSAIRES PANEL / LE COLLEGE DES COMMISSAIRES

**HOST PARTNERS****MAIN PARTNERS****OFFICIAL PARTNERS****OFFICIAL SUPPLIERS**

2-8 August 2023

Communiqué n°17

**DECISIONS DAY 2 / DÉCISIONS JOUR 2****BEHAVIOUR / COMPORTEMENT**

Art. 3.10.008/7.1 Failing to respect the instructions of the organiser or commissaires (keeping equipment inside the velodrome) / Ne pas respecter les consignes de l'organisateur ou des commissaires (garder le matériel à l'intérieur du vélodrome)

Team manager LI Yujie, 10138867406, CHN

200 CHF fine / amende

**WOMEN TEAM PURSUIT - QUALIFICATION / FEMMES POURSUITE PAR EQUIPES - QUALIFICATION**

Art. 3.10.008/7.1 Failing to respect the instructions of the organiser or commissaires (for the team not leaving the track after the race on time and as directed by the commissaires) / Non-respect des instructions de l'organisateur ou des commissaires (pour l'équipe qui ne quitte pas la piste après la course à l'heure et selon les instructions des commissaires)

Team manager LI Yujie, 10138867406, CHN

200 CHF fine / amende

**MC2 OMNIUM 200mt TIME TRIAL / MC2 OMNIUM 200mt CONTRE LA MONTRE**

Art. 3.10.008/3.6 Body number missing / Dossard manquant

Rider PINÃO Telmo, 10008520927, POR

100 CHF fine / amende

**WC3 OMNIUM 200mt TIME TRIAL / WC3 OMNIUM 200mt CONTRE LA MONTRE**

Art. 3.10.008/3.6 Body number missing / Dossard manquant

Rider VAN DEN AARSSSEN Aniek, 10094367745, NED

100 CHF fine / amende

**WOMEN SCRATCH - FINAL / FEMMES SCRATCH - FINALE**

Art. 3.10.008/7.5 For delaying the start / pour retard au départ

Rider MORAN Chloe, 10010666142, AUS

200 CHF fine / amende

**HOST PARTNERS****MAIN PARTNERS****OFFICIAL PARTNERS****OFFICIAL SUPPLIERS**

2-8 August 2023

Communiqué n°17

#### MEN TEAM SPRINT - FINAL / HOMMES VITESSE PAR EQUIPE - FINALE

Art. 3.10.008/7.1 Failing to respect the instructions of the organiser or commissaires (being in the safety zone during competition)  
/ Non-respect des instructions de l'organisateur ou des commissaires (se trouver dans la zone de sécurité pendant la compétition)  
Team Manager MAUDUIT Thibaud, 10128970170, FRA  
500 CHF fine / amende

#### FIGHT AGAINST TECHNOLOGICAL FRAUD / LUTTE CONTRE LA FRAUDE TECHNOLOGIQUE

As part of the fight against technological fraud, 32 bikes were X-rayed. All the bikes complied with UCI regulations.  
Dans le cadre de la lutte contre la fraude technologique, 32 vélos ont été contrôlés sous rayon X. Tous les vélos étaient conformes à la Règlementation UCI.

THE COMMISSAIRES PANEL / LE COLLEGE DES COMMISSAIRES

#### HOST PARTNERS



#### MAIN PARTNERS



#### OFFICIAL PARTNERS



#### OFFICIAL SUPPLIERS



2-8 August 2023

Communiqué n°18

**DECISIONS DAY 3 / DÉCISIONS JOUR 3****BEHAVIOUR / COMPORTEMENT**

Art. 3.10.008/7.1 Failing to respect the instructions of the organiser or commissaires (keeping equipment inside the velodrome) / Ne pas respecter les consignes de l'organisateur ou des commissaires (garder le matériel à l'intérieur du vélodrome)

Team manager LI Yujie, 10138867406, CHN

200 CHF fine / amende

**WB SPRINT - Quarter-finals, heat 3 / VITESSE WB - Quart de finales, 3ème manche**

Art. 3.10.008/5.1 For entering the sprinter's lane when the opponent was already there / Pour être entré dans le couloir des sprinters alors que son adversaire s'y trouvait déjà

Riders COLOMBO Chiara, 10028890422, ITA; BISSOLATI Elena, 10010713935, ITA

Relegation / Declassement

**MEN SPRINT - 1/8 finals, heat 4 / VITESSE HOMMES - 1/8 de finale, 4ème manche**

Art. 3.10.008/5.1 For entering the sprinter's lane when the opponent was already there / Pour être entré dans le couloir des sprinters alors que son adversaire s'y trouvait déjà

Rider AWANG Mohd Azizulhasni, 10004868370, MAS

Relegation / Declassement

**WOMEN KEIRIN - Round 1, heat 2 / KEIRIN FEMMES - Premier tour, 2ème manche**

Art. 3.10.008/5.2 For riding on the blue band / pour avoir roulé sur la côte d'azur

Rider UMEKAWA Fuko, 10020982696, JPN

Relegation / Declassement

**WOMEN KEIRIN - Round 1, heat 4 / KEIRIN FEMMES - Premier tour, 4ème manche**

Art. 3.10.008/5.1 For entering the sprinter's lane when the opponent was already there / Pour être entré dans le couloir des sprinters alors que son adversaire s'y trouvait déjà

Rider VAN DER PEET Steffie, 10014699726, NED

Warning / Avertissement

**HOST PARTNERS****MAIN PARTNERS****OFFICIAL PARTNERS****OFFICIAL SUPPLIERS**

2-8 August 2023

Communiqué n°18

**FIGHT AGAINST TECHNOLOGICAL FRAUD / LUTTE CONTRE LA FRAUDE TECHNOLOGIQUE**

As part of the fight against technological fraud, 28 bikes were X-rayed. All the bikes complied with UCI regulations.  
Dans le cadre de la lutte contre la fraude technologique, 28 vélos ont été contrôlés sous rayon X. Tous les vélos étaient conformes à la Règlementation UCI.

THE COMMISSAIRES PANEL / LE COLLEGE DES COMMISSAIRES

**HOST PARTNERS**



**MAIN PARTNERS**



**OFFICIAL PARTNERS**



**OFFICIAL SUPPLIERS**





2-8 August 2023

Communiqué n°19

**DECISIONS DAY 4 / DÉCISIONS JOUR 4****WOMEN KEIRIN - Quarter-finals, heat 1 / KEIRIN FEMMES - Quarts de finale, 1ère manche**

Art. 3.10.008/5.1 For entering the sprinter's lane when the opponent was already there / Pour être entré dans le couloir des sprinters alors que son adversaire s'y trouvait déjà

Rider SATO Mina, 10020784353, JPN

Relegation / Déclassement

**MEN OMNIUM - Scratch race / OMNIUM HOMMES - Course scratch**

Art. 3.10.008/5.4 For causing the crash of their opponent / Pour avoir provoqué la chute de son adversaire

Rider VAN DEN BOSSCHE Fabio, 10016485839, BEL

Warning / Avertissement

**MEN OMNIUM - Elimination race / OMNIUM HOMMES - Course par élimination**

Art. 3.10.008/7.1 For failure to obey commissaires instructions / Pour non-respect des instructions des commissaires

Rider LARSEN Niklas, 10009413529, DEN

100 CHF fine / amende

**MEN OMNIUM - Elimination race / OMNIUM HOMMES - Course par élimination**

Art. 3.10.008/8.2 For assault, intimidation, insults, threats, improper conduct directed at any other person / Pour agression, intimidation, insultes, menaces, mauvaise conduite, destiné à toute autre personne

Rider THOMAS Benjamin, 10009104341, FRA

400 CHF fine / amende

**FIGHT AGAINST TECHNOLOGICAL FRAUD / LUTTE CONTRE LA FRAUDE TECHNOLOGIQUE**

As part of the fight against technological fraud, 14 bikes were X-rayed. All the bikes complied with UCI regulations.

Dans le cadre de la lutte contre la fraude technologique, 14 vélos ont été contrôlés sous rayon X. Tous les vélos étaient conformes à la Règlementation UCI.

THE COMMISSAIRES PANEL / LE COLLEGE DES COMMISSAIRES

**HOST PARTNERS****MAIN PARTNERS****OFFICIAL PARTNERS****OFFICIAL SUPPLIERS**

2-8 August 2023

Communiqué n°20

**DECISIONS DAY 5 / DÉCISIONS JOUR 5****WOMEN SPRINT - 1/16 finals, heat 10 / VITESSE FEMMES - 1/16 de finale, 10ème manche**

Art. 3.10.008/5.1 For entering the sprinter's lane when the opponent was already there / Pour être entré dans le couloir des sprinters alors que son adversaire s'y trouvait déjà

Rider BAYONA PINEDA Martha, 10009040279, COL

Warning / Avertissement

**MEN ELIMINATION RACE / COURSE PAR ÉLIMINATION HOMMES**

Art. 3.10.008/7.1 For failure to obey commissaires instructions / Pour non-respect des instructions des commissaires

Rider HANSEN Tobias, 10051225478, DEN

100 CHF fine / amende

**MEN ELIMINATION RACE / COURSE PAR ÉLIMINATION HOMMES**

Art. 3.10.008/5.4 For causing the crash of their opponent / Pour avoir provoqué la chute de son adversaire

Rider HESTERS Jules, 10010771226, BEL

Warning / Avertissement

**MEN ELIMINATION RACE / COURSE PAR ÉLIMINATION HOMMES**

Art. 3.10.008/7.1 For failure to obey commissaires instructions (dispute a decision made by Commissaires during the course of the race) / Pour non-respect des instructions des commissaires (contester une décision prise par les commissaires au cours de l'épreuve)

Team staff MEYER Cameron, 10004595558, GBR

200 CHF fine / amende

**MC1 SCRATCH / MC1 SCRATCH**

Art. 3.10.008/7.5 For delaying the start / pour retard au départ

Rider RUDDOCK Sam, 10098696369, AUS

100 CHF fine / amende

**HOST PARTNERS****MAIN PARTNERS****OFFICIAL PARTNERS****OFFICIAL SUPPLIERS**

2-8 August 2023

Communiqué n°20

**WOMEN MADISON / MADISON FEMMES**

Art. 3.10.008/5.1 For dangerous riding during the race / Pour manœuvre dangereuse au cours de l'épreuve

Team SWITZERLAND (SEITZ Aline, 10009548319)

Warning / Avertissement

THE COMMISSAIRES PANEL / LE COLLEGE DES COMMISSAIRES

**HOST PARTNERS**



**MAIN PARTNERS**



**OFFICIAL PARTNERS**



**OFFICIAL SUPPLIERS**



2-8 August 2023

Communiqué n°21

**DECISIONS DAY 6 / DÉCISIONS JOUR 6****MEN OMNIUM - Final Points race / OMNIUM HOMMES - Course aux points finale**

After a review of the omnium points race ME, the result of the fourth sprint had to be changed. That impacted ranks 7 and 8 of the general classification of the omnium. The latest result is rectification 2, published today.

Après une révision de la course aux points de l'omnium ME, le résultat du quatrième sprint a dû être modifié. Cela a eu un impact sur les rangs 7 et 8 du classement général de l'omnium. Le dernier résultat est la rectification 2, publiée aujourd'hui.

**M/W C1-5 TEAM SPRINT - Qualifying / M/W C1-5 VITESSE PAR ÉQUIPES - Qualifications**

Art. 3.10.008/8.3 Unseemly or inappropriate behaviour (spitting on the track at the start) / Comportement indécent ou inapproprié (cracher sur la piste au départ)

Rider TAN Zeqiang, 10076271282, CHN

100 CHF fine / amende

**WC1-2 SCRATCH / WC1-2 SCRATCH**

Art. 3.10.008/5.2 For riding on the blue band / Pour avoir roulé sur la côte d'azur

Rider BROWN Frances, 10052074129, GBR

Warning / Avertissement

**MEN MADISON / MADISON HOMMES**

Art. 3.10.008/5.1 For dangerous riding during the race / Pour manœuvre dangereuse au cours de l'épreuve

Team NEW ZEALAND (GATE Aaron, 10004405501)

Warning / Avertissement

**FIGHT AGAINST TECHNOLOGICAL FRAUD / LUTTE CONTRE LA FRAUDE TECHNOLOGIQUE**

As part of the fight against technological fraud, 16 bikes were X-rayed. All the bikes complied with UCI regulations.

Dans le cadre de la lutte contre la fraude technologique, 16 vélos ont été contrôlés sous rayon X. Tous les vélos étaient conformes à la Règlementation UCI.

THE COMMISSAIRES PANEL / LE COLLEGE DES COMMISSAIRES

**HOST PARTNERS****MAIN PARTNERS****OFFICIAL PARTNERS****OFFICIAL SUPPLIERS**

2-8 August 2023

Communiqué n°22

DECISIONS DAY 7 / DÉCISIONS JOUR 7

**WOMEN OMNIUM - Scratch race / OMNIUM FEMMES - Course scratch**

Art. 3.10.008/5.3 For crowding their opponent with the intention of causing him to slow down / Pour avoir tassé l'adversaire dans le but de le faire ralentir

Rider PATERNOSTER Letizia, 10015336387, ITA

Warning / Avertissement

**MEN KEIRIN - Semi-finals, heat 1 / KEIRIN HOMMES- Demi-finals, 1ère manche**

Art. 3.10.008/7.1 Failing to respect the instructions of the organiser or commissaires (for the team not leaving the track after the race on time and as directed by the commissaires) / Non-respect des instructions de l'organisateur ou des commissaires (pour l'équipe qui ne quitte pas la piste après la course à l'heure et selon les instructions des commissaires)

Rider LAVREYSEN Harrie, 10009535686, NED

100 CHF fine / amende

THE COMMISSAIRES PANEL / LE COLLEGE DES COMMISSAIRES

**HOST PARTNERS**



**MAIN PARTNERS**



**OFFICIAL PARTNERS**



**OFFICIAL SUPPLIERS**



## Medallists by Events / Médaillé(e)s par épreuve

As of WED 9 AUG 2023 at 21:04

### AFTER 22 OF 22 EVENTS

Event	Date	Medal	Name	NAT
Men Elite Team Sprint	FRI 4 AUG	GOLD	HOOGLAND Jeffrey LAVREYSEN Harrie van den BERG Roy	NED
		SILVER	GLAETZER Matthew HOFFMAN Leigh RICHARDSON Matthew CORNISH Thomas (R)	AUS
		BRONZE	GRENGBO Florian HELAL Rayan VIGIER Sebastien	FRA
Men Elite Sprint	MON 7 AUG	GOLD	LAVREYSEN Harrie	NED
		SILVER	PAUL Nicholas	TTO
		BRONZE	CARLIN Jack	GBR
Men Elite Keirin	WED 9 AUG	GOLD	QUINTERO CHAVARRO Kevin Santiago	COL
		SILVER	RICHARDSON Matthew	AUS
		BRONZE	NAKANO Shinji	JPN
Men Elite Team Pursuit	SAT 5 AUG	GOLD	BEVORT Carl-Frederik LARSEN Niklas LETH Lasse PEDERSEN Rasmus MADSEN Frederik (R)	DEN
		SILVER	GANNA Filippo LAMON Francesco MILAN Jonathan MORO Manlio CONSONNI Simone (R)	ITA
		BRONZE	GATE Aaron KERGOZOU de la BOESSIERE Nicholas SEXTON Thomas STEWART Campbell	NZL
Men Elite Omnium	SUN 6 AUG	GOLD	LEITAO Iuri	POR
		SILVER	THOMAS Benjamin	FRA
		BRONZE	IMAMURA Shunsuke	JPN
Men Elite Madison	TUE 8 AUG	GOLD	HAVIK Yoeri van SCHIP Jan Willem	NED
		SILVER	STEWART Mark WOOD Oliver	GBR
		BRONZE	GATE Aaron STEWART Campbell	NZL
Men Elite Points Race	WED 9 AUG	GOLD	GATE Aaron	NZL
		SILVER	TORRES BARCELO Albert	ESP
		BRONZE	van den BOSSCHE Fabio	BEL

#### HOST PARTNERS



#### MAIN PARTNERS



#### OFFICIAL PARTNERS



#### OFFICIAL SUPPLIERS



## Medallists by Events / Médaillé(e)s par épreuve

As of WED 9 AUG 2023 at 21:04

### AFTER 22 OF 22 EVENTS

Event	Date	Medal	Name	NAT
Men Elite Scratch Race	THU 3 AUG	GOLD	TIDBALL William	GBR
		SILVER	KUBOKI Kazushige	JPN
		BRONZE	DENS Tuur	BEL
Men Elite 1Km Time Trial	TUE 8 AUG	GOLD	HOOGLAND Jeffrey	NED
		SILVER	GLAETZER Matthew	AUS
		BRONZE	CORNISH Thomas	AUS
Men Elite Individual Pursuit	SUN 6 AUG	GOLD	GANNA Filippo	ITA
		SILVER	BIGHAM Daniel	GBR
		BRONZE	MILAN Jonathan	ITA
Men Elite Elimination Race	MON 7 AUG	GOLD	VERNON Ethan	GBR
		SILVER	BIBIC Dylan	CAN
		BRONZE	VIVIANI Elia	ITA
Women Elite Team Sprint	THU 3 AUG	GOLD	FRIEDRICH Lea Sophie GRABOSCH Pauline Sophie HINZE Emma	GER
		SILVER	BELL Lauren CAPEWELL Sophie FINUCANE Emma	GBR
		BRONZE	BAO Shanju GUO Yufang YUAN Liying	CHN
Women Elite Sprint	WED 9 AUG	GOLD	FINUCANE Emma	GBR
		SILVER	FRIEDRICH Lea Sophie	GER
		BRONZE	ANDREWS Ellesse	NZL
Women Elite Keirin	SUN 6 AUG	GOLD	ANDREWS Ellesse	NZL
		SILVER	BAYONA PINEDA Martha	COL
		BRONZE	FRIEDRICH Lea Sophie	GER
Women Elite Team Pursuit	SAT 5 AUG	GOLD	ARCHIBALD Katie BARKER Elinor KNIGHT Josie MORRIS Anna BARKER Megan (R)	GBR
		SILVER	BOTHA Bryony DRUMMOND Michaela SHEARMAN Emily WOLLASTON Ally	NZL
		BRONZE	BORRAS Marion COPPONI Clara FORTIN Valentine le NET Marie BERTEAU Victoire (R)	FRA
Women Elite Omnium	WED 9 AUG	GOLD	VALENTE Jennifer	USA
		SILVER	DIDERIKSEN Amalie	DEN
		BRONZE	KOPECKY Lotte	BEL

#### HOST PARTNERS



#### MAIN PARTNERS



#### OFFICIAL PARTNERS



#### OFFICIAL SUPPLIERS



## Medallists by Events / Médaillé(e)s par épreuve

As of WED 9 AUG 2023 at 21:04

### AFTER 22 OF 22 EVENTS

Event	Date	Medal	Name	NAT
Women Elite Madison	MON 7 AUG	GOLD	BARKER Elinor EVANS Neah	GBR
		SILVER	BAKER Georgia MANLY Alexandra	AUS
		BRONZE	BERTEAU Victoire COPPONI Clara	FRA
Women Elite Points Race	TUE 8 AUG	GOLD	KOPECKY Lotte	BEL
		SILVER	BAKER Georgia	AUS
		BRONZE	UCHINO Tsuyaka	JPN
Women Elite Scratch Race	FRI 4 AUG	GOLD	VALENTE Jennifer	USA
		SILVER	van der DUIN Maike	NED
		BRONZE	DRUMMOND Michaela	NZL
Women Elite 500m Time Trial	FRI 4 AUG	GOLD	HINZE Emma	GER
		SILVER	CLONAN Kristina	AUS
		BRONZE	FRIEDRICH Lea Sophie	GER
Women Elite Individual Pursuit	THU 3 AUG	GOLD	DYGERT Chloe	USA
		SILVER	BRAUSSE Franziska	GER
		BRONZE	BOTHA Bryony	NZL
Women Elite Elimination Race	SUN 6 AUG	GOLD	KOPECKY Lotte	BEL
		SILVER	FORTIN Valentine	FRA
		BRONZE	VALENTE Jennifer	USA

**Note:**  
All riders who competed for a team in any phase are listed, the ones listed in the first group competed in the Final.

**LEGEND**  
R Replaced

#### HOST PARTNERS



#### MAIN PARTNERS



#### OFFICIAL PARTNERS



#### OFFICIAL SUPPLIERS





### Medal Standings / Tableau des médailles

As of WED 9 AUG 2023 at 21:26

#### AFTER 22 OF 22 EVENTS

Rank	NAT	Men				Women				Mixed				Total				Rank by Total
		G	S	B	Tot.	G	S	B	Tot.	G	S	B	Tot.	G	S	B	Tot.	
1	GBR - Great Britain	2	2	1	5	3	1		4					5	3	1	9	1
2	NED - Netherlands	4			4		1		1					4	1		5	=5
3	USA - United States					3		1	4					3		1	4	=8
4	GER - Germany					2	2	2	6					2	2	2	6	4
5	NZL - New Zealand	1		2	3	1	1	3	5					2	1	5	8	2
6	BEL - Belgium			2	2	2		1	3					2		3	5	=5
7	ITA - Italy	1	1	2	4									1	1	2	4	=8
8	COL - Colombia	1			1		1		1					1	1		2	=11
8	DEN - Denmark	1			1		1		1					1	1		2	=11
10	POR - Portugal	1			1									1			1	=13
11	AUS - Australia		3	1	4		3		3						6	1	7	3
12	FRA - France		1	1	2		1	2	3					2	3	5	5	=5
13	JPN - Japan		1	2	3			1	1						1	3	4	=8
14	CAN - Canada		1		1										1		1	=13
14	ESP - Spain		1		1										1		1	=13
14	TTO - Trinidad and Tobago		1		1										1		1	=13
17	CHN - China							1	1							1	1	=13
	<b>Total:</b>	<b>11</b>	<b>11</b>	<b>11</b>	<b>33</b>	<b>11</b>	<b>11</b>	<b>11</b>	<b>33</b>					<b>22</b>	<b>22</b>	<b>22</b>	<b>66</b>	

**Note:**  
Rank by Total is calculated by the total number of gold, silver and bronze medals.

**LEGEND**  
= Equal sign indicates that two or more NATs share the same rank by total  
Tot. Total  
B Bronze G Gold S Silver

**HOST PARTNERS**



**MAIN PARTNERS**



**OFFICIAL PARTNERS**



**OFFICIAL SUPPLIERS**



## 2023 UCI CYCLING WORLD CHAMPIONSHIPS - TRACK

### Index of Communiqués by Event

Event	Description	Report	No.
<b>GENERAL COMMUNIQUE'S</b>			
College of Commissaires	UCI Technical Officials	Information	<b>1</b>
College of Commissaires	General Information	Information	<b>2</b>
College of Commissaires	Technical Information	Information	<b>3</b>
College of Commissaires	Antidoping Control	Information	<b>4</b>
College of Commissaires	Liste of Entered Teams	Information	<b>5</b>
College of Commissaires	Pre-Competition Training	Information	<b>6A</b>
College of Commissaires	Additional Training and Warmup	Information	<b>6B</b>
College of Commissaires	Competition Schedule - August 2nd	Schedule	<b>7</b>
College of Commissaires	Competition Schedule - August 3rd	Schedule	<b>8</b>
College of Commissaires	Competition Schedule - August 4th	Schedule	<b>9</b>
College of Commissaires	Competition Schedule - August 5th	Schedule	<b>10</b>
College of Commissaires	Competition Schedule - August 6th	Schedule	<b>11</b>
College of Commissaires	Competition Schedule - August 7th	Schedule	<b>12</b>
College of Commissaires	Competition Schedule - August 8th	Schedule	<b>13</b>
College of Commissaires	Competition Schedule - August 9th	Schedule	<b>14</b>
College of Commissaires	Decisions Day 0 - August 2nd	Information	<b>15</b>
College of Commissaires	Decisions Day 1 - August 3rd	Information	<b>16</b>
College of Commissaires	Decisions Day 2 - August 4th	Information	<b>17</b>
College of Commissaires	Decisions Day 3 - August 5th	Information	<b>18</b>
College of Commissaires	Decisions Day 4 - August 6th	Information	<b>19</b>
College of Commissaires	Decisions Day 5 - August 7th	Information	<b>20</b>
College of Commissaires	Decisions Day 6 - August 8th	Information	<b>21</b>
College of Commissaires	Decisions Day 7 - August 9th	Information	<b>22</b>
College of Commissaires	Entry List by Country - Men	Information	<b>23</b>
College of Commissaires	Entry List by Country - Women	Information	<b>24</b>
College of Commissaires	Bike Pre-Check Time Slot	Information	<b>25</b>
College of Commissaires	Pre-Competition Information	Information	<b>26</b>
College of Commissaires	Confirmation of starters Schedule	Information	<b>27</b>
Day 1 - August 3rd	Medallists by Event	Standing	<b>157</b>
Day 1 - August 3rd	Medal Standings	Standing	<b>158</b>
Day 2 - August 4th	Medallists by Event	Standing	<b>159</b>
Day 2 - August 4th	Medal Standings	Standing	<b>160</b>
Day 3 - August 5th	Medallists by Event	Standing	<b>161</b>
Day 3 - August 5th	Medal Standings	Standing	<b>162</b>
Day 4 - August 6th	Medallists by Event	Standing	<b>163</b>
Day 4 - August 6th	Medal Standings	Standing	<b>164</b>
Day 5 - August 7th	Medallists by Event	Standing	<b>165</b>
Day 5 - August 7th	Medal Standings	Standing	<b>166</b>
Day 6 - August 8th	Medallists by Event	Standing	<b>167</b>
Day 6 - August 8th	Medal Standings	Standing	<b>168</b>
Day 7 - August 9th	Medallists by Event	Standing	<b>169</b>
Day 7 - August 9th	Medal Standings	Standing	<b>170</b>
Final	Number of Entries by Country	Standing	<b>171</b>
College of Commissaires	Index	Information	<b>172</b>

**2023 UCI CYCLING WORLD CHAMPIONSHIPS - TRACK****Index of Communiqués by Event**

Event	Description	Report	No.
<b>MEN</b>			
<b>M - TEAM SPRINT</b>			
Team Sprint	Qualifying	Start List	<b>31</b>
Team Sprint	Qualifying	Results	<b>32</b>
Team Sprint	1/2 Final	Start List	<b>33</b>
Team Sprint	1/2 Final	Results	<b>34</b>
Team Sprint	Finals 3-4 & 1-2	Start List	<b>35</b>
Team Sprint	Finals 3-4 & 1-2	Results	<b>36</b>
<b>M - SPRINT</b>			
Sprint 200m t.t.	Qualifying	Start List	<b>37</b>
Sprint 200m t.t.	Qualifying	Results	<b>38</b>
Sprint	1/16 Final	Start List	<b>39</b>
Sprint	1/16 Final	Results	<b>40</b>
Sprint	1/8 Final	Start List	<b>41</b>
Sprint	1/8 Final	Results	<b>42</b>
Sprint	1/4 Final	Start List	<b>43</b>
Sprint	1/4 Final	Results	<b>44</b>
Sprint	1/2 Final	Start List	<b>45</b>
Sprint	1/2 Final	Results	<b>46</b>
Sprint	Finals 3-4 & 1-2	Start List	<b>47</b>
Sprint	Finals 3-4 & 1-2	Results	<b>48</b>
Sprint	Summary	Results	<b>49</b>
<b>M - KEIRIN</b>			
Keirin	1st round	Start List	<b>50</b>
Keirin	1st round	Results	<b>51</b>
Keirin	Repechages	Start List	<b>52</b>
Keirin	Repechages	Results	<b>53</b>
Keirin	2nd round	Start List	<b>54</b>
Keirin	2nd round	Results	<b>55</b>
Keirin	3rd round	Start List	<b>56</b>
Keirin	3rd round	Results	<b>57</b>
Keirin	Finals places 7-12 & 1-6	Start List	<b>58</b>
Keirin	Finals places 7-12 & 1-6	Results	<b>59</b>
<b>M - KILOMETRE T.T.</b>			
Kilometre t.t.	Qualifying	Start List	<b>60</b>
Kilometre t.t.	Qualifying	Results	<b>61</b>
Kilometre t.t.	Final	Start List	<b>62</b>
Kilometre t.t.	Final	Results	<b>63</b>
<b>M - TEAM PURSUIT</b>			
Team pursuit	Qualifying	Start List	<b>64</b>
Team pursuit	Qualifying	Results	<b>65</b>
Team pursuit	1/2 Final	Start List	<b>66</b>
Team pursuit	1/2 Final	Results	<b>67</b>
Team pursuit	Finals	Start List	<b>68</b>
Team pursuit	Finals	Results	<b>69</b>
<b>M - INDIVIDUAL PURSUIT</b>			
Individual Pursuit	Qualifying	Start List	<b>70</b>
Individual Pursuit	Qualifying	Results	<b>71</b>
Individual pursuit	Finals 3-4 & 1-2	Start List	<b>72</b>
Individual pursuit	Finals 3-4 & 1-2	Results	<b>73</b>

# 2023 UCI CYCLING WORLD CHAMPIONSHIPS - TRACK

## Index of Communiqués by Event

Event	Description	Report	No.
<b>M - POINTS RACE</b>			
Points race 40 km	Final	Start List	<b>74</b>
Points race 40 km	Final	Results	<b>75</b>
<b>M - SCRATCH</b>			
Scratch 15 km	Final	Start List	<b>76</b>
Scratch 15 km	Final	Results	<b>77</b>
<b>M - ELIMINATION</b>			
Elimination	Final	Start List	<b>78</b>
Elimination	Final	Results	<b>79</b>
<b>M - OMNIUM</b>			
Omnium I	Scratch 10 km	Start List	<b>80</b>
Omnium I	Scratch 10 km	Results	<b>81</b>
Omnium	Gen. Class. after event 1	Results	<b>82</b>
Omnium II	Tempo Race 10 km	Start List	<b>83</b>
Omnium II	Tempo Race 10 km	Results	<b>84</b>
Omnium	Gen. Class. after event 2	Results	<b>85</b>
Omnium III	Elimination	Start List	<b>86</b>
Omnium III	Elimination	Results	<b>87</b>
Omnium	Gen. Class. after event 3	Results	<b>88</b>
Omnium IV	Points Race 25 km	Start List	<b>89</b>
Omnium	Final Classification	Results	<b>90</b>
Omnium	Results Progression	Results	<b>91</b>
<b>M - MADISON</b>			
Madison 50 km	Final	Start List	<b>92</b>
Madison 50 km	Final	Results	<b>93</b>
<b>WOMEN</b>			
<b>W - TEAM SPRINT</b>			
Team Sprint	Qualifying	Start List	<b>94</b>
Team Sprint	Qualifying	Results	<b>95</b>
Team Sprint	1/2 Final	Start List	<b>96</b>
Team Sprint	1/2 Final	Results	<b>97</b>
Team Sprint	Finals 3-4 & 1-2	Start List	<b>98</b>
Team Sprint	Finals 3-4 & 1-2	Results	<b>99</b>
<b>W - SPRINT</b>			
Sprint 200m t.t.	Qualifying	Start List	<b>100</b>
Sprint 200m t.t.	Qualifying	Results	<b>101</b>
Sprint	1/16 Final	Start List	<b>102</b>
Sprint	1/16 Final	Results	<b>103</b>
Sprint	1/8 Final	Start List	<b>104</b>
Sprint	1/8 Final	Results	<b>105</b>
Sprint	1/4 Final	Start List	<b>106</b>
Sprint	1/4 Final	Results	<b>107</b>
Sprint	1/2 Final	Start List	<b>108</b>
Sprint	1/2 Final	Results	<b>109</b>
Sprint	Finals 3-4 & 1-2	Start List	<b>110</b>
Sprint	Finals 3-4 & 1-2	Results	<b>111</b>
Sprint	Summary	Results	<b>112</b>

**2023 UCI CYCLING WORLD CHAMPIONSHIPS - TRACK****Index of Communiqués by Event**

Event	Description	Report	No.
<b>W - KEIRIN</b>			
Keirin	1st round	Start List	<b>113</b>
Keirin	1st round	Results	<b>114</b>
Keirin	Repechages	Start List	<b>115</b>
Keirin	Repechages	Results	<b>116</b>
Keirin	2nd round	Start List	<b>117</b>
Keirin	2nd round	Results	<b>118</b>
Keirin	3rd round	Start List	<b>119</b>
Keirin	3rd round	Results	<b>120</b>
Keirin	Finals places 7-12 & 1-6	Start List	<b>121</b>
Keirin	Finals places 7-12 & 1-6	Results	<b>122</b>
<b>W - 500M T.T.</b>			
500m t.t.	Qualifying	Start List	<b>123</b>
500m t.t.	Qualifying	Results	<b>124</b>
500m t.t.	Final	Start List	<b>125</b>
500m t.t.	Final	Results	<b>126</b>
<b>W - TEAM PURSUIT</b>			
Team pursuit	Qualifying	Start List	<b>127</b>
Team pursuit	Qualifying	Results	<b>128</b>
Team pursuit	1/2 Final	Start List	<b>129</b>
Team pursuit	1/2 Final	Results	<b>130</b>
Team pursuit	Finals	Start List	<b>131</b>
Team pursuit	Finals	Results	<b>132</b>
<b>W - INDIVIDUAL PURSUIT</b>			
Individual Pursuit	Qualifying	Start List	<b>133</b>
Individual Pursuit	Qualifying	Results	<b>134</b>
Individual pursuit	Finals 3-4 & 1-2	Start List	<b>135</b>
Individual pursuit	Finals 3-4 & 1-2	Results	<b>136</b>
<b>W - POINTS RACE</b>			
Points race 25 km	Final	Start List	<b>137</b>
Points race 25 km	Final	Results	<b>138</b>
<b>W - SCRATCH</b>			
Scratch 10 km	Final	Start List	<b>139</b>
Scratch 10 km	Final	Results	<b>140</b>
<b>W - ELIMINATION</b>			
Elimination	Final	Start List	<b>141</b>
Elimination	Final	Results	<b>142</b>
<b>W - OMNIUM</b>			
Omnium I	Scratch 7.5 km	Start List	<b>143</b>
Omnium I	Scratch 7.5 km	Results	<b>144</b>
Omnium	Gen. Class. after event 1	Results	<b>145</b>
Omnium II	Tempo Race 7.5 km	Start List	<b>146</b>
Omnium II	Tempo Race 7.5 km	Results	<b>147</b>
Omnium	Gen. Class. after event 2	Results	<b>148</b>
Omnium III	Elimination	Start List	<b>149</b>
Omnium III	Elimination	Results	<b>150</b>
Omnium	Gen. Class. after event 3	Results	<b>151</b>
Omnium IV	Points Race 20 km	Start List	<b>152</b>
Omnium	Final Classification	Results	<b>153</b>
Omnium	Results Progression	Results	<b>154</b>

**2023 UCI CYCLING WORLD CHAMPIONSHIPS - TRACK**  
**Index of Communiqués by Event**

Event	Description	Report	<b>No.</b>
<b>W - MADISON</b>			
Madison 30 km	Final	Start List	<b>155</b>
Madison 30 km	Final	Results	<b>156</b>

Men Elite Team Sprint / Vitesse par équipe hommes élités

Final Classification / Classement final

Fri 4 Aug 2023

<b>World Record</b>	41.225	NED - Netherlands	Berlin (GER)	26 FEB 2020
---------------------	--------	-------------------	--------------	-------------

Rank	NAT / Name	Lap 1	Lap 2 Lap 1-2	Time Lap 2-3	Average Speed km/h
<b>For Gold</b>					
GOLD	<b>1 NED - Netherlands</b>	17.077	29.065	<b>41.647</b>	64.831
	192 HOOGLAND Jeffrey		11.988	12.582	
	193 LAVREYSEN Harrie				
	194 van den BERG Roy				
SILVER	<b>2 AUS - Australia</b>	16.965	29.023	<b>41.682</b>	64.776
	68 GLAETZER Matthew		12.058	12.659	
	69 HOFFMAN Leigh				
	71 RICHARDSON Matthew				
	67 CORNISH Thomas				(R)
<b>For Bronze</b>					
BRONZE	<b>3 FRA - France</b>	17.430	30.049	<b>42.583</b>	63.406
	126 GRENGBO Florian		12.619	12.534	
	127 HELAL Rayan				
	130 VIGIER Sebastien				
	<b>4 GBR - Great Britain</b>	17.281	29.808	<b>42.946</b>	62.870
	134 FIELDING Alistair		12.527	13.138	
	138 TRUMAN Joseph				
	139 TURNBULL Hamish				
	132 CARLIN Jack				(R)
<b>Placed after First Round</b>					
	<b>5 GER - Germany</b>				
	142 DORNBACH Maximilian				
	146 SCHROTER Nik				
	147 SPIEGEL Luca				
	<b>6 JPN - Japan</b>				
	171 NAGASAKO Yoshitaku				
	173 OBARA Yuta				
	174 OTA Kaiya				
	<b>7 CHN - China</b>				
	87 GUO Shuai				
	92 XUE Chenxi				
	95 ZHOU Yu				
	<b>8 POL - Poland</b>				
	198 BIELECKI Maciej				
	201 RAKOWSKI Patryk				
	202 RUDYK Mateusz				
<b>Did not qualify for Round 1</b>					
	<b>9 CAN - Canada</b>				
	83 HEDGCOCK James				
	85 RORKE Tyler				
	86 WAMMES Nick				

HOST PARTNERS



MAIN PARTNERS



OFFICIAL PARTNERS



OFFICIAL SUPPLIERS



**Men Elite Team Sprint / Vitesse par équipe hommes élités**

**Final Classification / Classement final**

Fri 4 Aug 2023

Rank	NAT / Name	Lap 1	Lap 2 Lap 1-2	Time Lap 2-3	Average Speed km/h
<b>10</b>	<b>ITA - Italy</b>				
	160 BIANCHI Matteo				
	167 NAPOLITANO Daniele				
	168 PREDOMO Mattia				
<b>11</b>	<b>CZE - Czechia</b>				
	101 BOHUSLAVEK Matěj				
	102 ČECHMAN Martin				
	106 TOPINKA Dominik				
<b>12</b>	<b>COL - Colombia</b>				
	97 ECHEVERRI CARDONA Carlos Daniel				
	99 QUINTERO CHAVARRO Kevin Santiago				
	100 RAMIREZ MORALES Santiago				
<b>13</b>	<b>MEX - Mexico</b>				
	187 LOPEZ GONZALEZ Jafet Emmanuel				
	188 RUIZ TERAN Juan				
	189 VERDUGO OSUNA Edgar				
<b>14</b>	<b>MAS - Malaysia</b>				
	183 HASBULLAH Umar				
	184 MOHD ZONIS Muhammad Fadhil				
	185 SAHROM Muhammad Ridwan				
<b>15</b>	<b>ESP - Spain</b>				
	119 JIMENEZ ELIZONDO Ekain				
	120 MARTINEZ CHORRO Alejandro				
	121 MORENO SANCHEZ Jose				
<b>16</b>	<b>LTU - Lithuania</b>				
	179 BENIUŠIS Justas				
	180 LENDEL Vasilijus				
	181 VINSKAS Laurynas				
<b>17</b>	<b>IND - India</b>				
	152 ELKATHCHOONGO David				
	153 ESOW Esow				
	154 LAITONJAM Ronaldo				
<b>18</b>	<b>EGY - Egypt</b>				
	112 ABOUELHASSAN Youssef				
	114 HASSAN Hussein				
	115 SAAD Ahmed				

**Note:**  
Riders are presented in their starting order.

**LEGEND**  
R Replaced

**HOST PARTNERS**



**MAIN PARTNERS**



**OFFICIAL PARTNERS**



**OFFICIAL SUPPLIERS**





2-9 August 2023

**Men Elite Team Sprint / Vitesse par équipe hommes élités**  
**Finals / Finales**  
**Race Analysis / Analyse de la course**

**For Gold**

NED - Netherlands				Lap	AUS - Australia			
Distance	Time	Rank	Lap Time		Distance	Time	Rank	Lap Time
125m	10.418	1			125m	10.459	2	
250m	17.077	2	17.077	1	250m	16.965	1	16.965
375m	23.091	2			375m	22.978	1	
500m	29.065	2	11.988	2	500m	29.023	1	12.058
625m	35.219	1			625m	35.258	2	
750m	41.647	1	12.582	3	750m	41.682	2	12.659

**For Bronze**

FRA - France				Lap	GBR - Great Britain			
Distance	Time	Rank	Lap Time		Distance	Time	Rank	Lap Time
125m	10.657	4			125m	10.500	3	
250m	17.430	4	17.430	1	250m	17.281	3	17.281
375m	23.749	4			375m	23.477	3	
500m	30.049	4	12.619	2	500m	29.808	3	12.527
625m	36.243	4			625m	36.218	3	
750m	42.583	3	12.534	3	750m	42.946	4	13.138

**HOST PARTNERS**



**MAIN PARTNERS**



**OFFICIAL PARTNERS**



**OFFICIAL SUPPLIERS**



2-9 August 2023

Communiqué no. 35 Rectificatif 1

**Men Elite Team Sprint / Vitesse par équipe hommes élités**  
**Finals / Finales**  
**Start List / Liste de départ**

Fri 4 Aug 2023 - Race distance: 3 laps

<b>World Record</b>	41.225 NED - Netherlands	Berlin (GER)	26 FEB 2020
---------------------	--------------------------	--------------	-------------

Heat	Race Number	NAT / Name	Time
<b>FOR BRONZE</b>		<b>FRA - France</b>	_____
	126	GRENGBO Florian	
	130	VIGIER Sebastien	
	127	HELAL Rayan	
		<b>GBR - Great Britain</b>	_____
	134	FIELDING Alistair	
	139	TURNBULL Hamish	
	138	TRUMAN Joseph	
<b>FOR GOLD</b>		<b>NED - Netherlands</b>	_____
	194	van den BERG Roy	
	193	LAVREYSEN Harrie	
	192	HOOGLAND Jeffrey	
		<b>AUS - Australia</b>	_____
	69	HOFFMAN Leigh	
	71	RICHARDSON Matthew	
	68	GLAETZER Matthew	

**Note:**  
 The composition of the teams may be subject to change up to 30 minutes before the start of the race. Sorted in the order given by the team.

**HOST PARTNERS**



**MAIN PARTNERS**



**OFFICIAL PARTNERS**



**OFFICIAL SUPPLIERS**



**Men Elite Team Sprint / Vitesse par équipe hommes élités**  
**Round 1 / Premier tour**  
**Results / Résultats**

Fri 4 Aug 2023 - Race distance: 3 laps

<b>World Record</b>	41.225 NED - Netherlands	Berlin (GER)	26 FEB 2020
---------------------	--------------------------	--------------	-------------

Heat	Rank	NAT / Name	Lap 1	Lap 2 Lap 1-2	Time Lap 2-3	Average Speed km/h		
1	1	<b>FRA - France</b>	17.505	30.035	<b>42.757</b>	63.148	QB	
		126 GRENGBO Florian		12.530				12.722
		127 HELAL Rayan						
		130 VIGIER Sebastien						
	2	2	<b>JPN - Japan</b>	17.389	29.943	<b>42.948</b>	62.867	
			171 NAGASAKO Yoshitaku		12.554			
173 OBARA Yuta								
174 OTA Kaiya								
2	1	<b>GBR - Great Britain</b>	17.391	29.846	<b>42.821</b>	63.053	QB	
		134 FIELDING Alistair		12.455				12.975
		132 CARLIN Jack						
		139 TURNBULL Hamish						
	2	2	<b>POL - Poland</b>	17.703	30.012	<b>43.853</b>	61.569	
			198 BIELECKI Maciej		12.309			
201 RAJKOWSKI Patryk								
202 RUDYK Mateusz								
3	1	<b>AUS - Australia</b>	16.985	29.251	<b>42.130</b>	64.087	QG	
		71 RICHARDSON Matthew		12.266				12.879
		69 HOFFMAN Leigh						
		68 GLAETZER Matthew						
	2	2	<b>GER - Germany</b>	17.257	30.047	<b>42.920</b>	62.908	
			142 DORNBACH Maximilian		12.790			
146 SCHROTER Nik								
147 SPIEGEL Luca								
4	1	<b>NED - Netherlands</b>	17.085	29.133	<b>41.847</b>	64.521	QG	
		192 HOOGLAND Jeffrey		12.048				12.714
		193 LAVREYSEN Harrie						
		194 van den BERG Roy						
	2	2	<b>CHN - China</b>	17.341	29.867	<b>43.490</b>	62.083	
			87 GUO Shuai		12.526			
92 XUE Chenxi								
95 ZHOU Yu								

**Progression rule:**

The fastest two winning teams race for the gold and silver medals, and the other two winning teams race for the bronze medal. Losers are classified from 5th to 8th place by their times in the Round 1.

**HOST PARTNERS**



**MAIN PARTNERS**



**OFFICIAL PARTNERS**



**OFFICIAL SUPPLIERS**



**Men Elite Team Sprint / Vitesse par équipe hommes élites**  
**Round 1 / Premier tour**  
**Results / Résultats**

Fri 4 Aug 2023 - Race distance: 3 laps

Heat	Rank	NAT / Name	Lap 1	Lap 2 Lap 1-2	Time Lap 2-3	Average Speed km/h
------	------	------------	-------	------------------	-----------------	--------------------------

**Note:**  
Riders are presented in their starting order.

**LEGEND**  
**QB** Qualified for Bronze                      **QG** Qualified for Gold

**HOST PARTNERS**



**MAIN PARTNERS**



**OFFICIAL PARTNERS**



**OFFICIAL SUPPLIERS**



2-9 August 2023

**Men Elite Team Sprint / Vitesse par équipe hommes élités**  
**Round 1 / Premier tour**  
**Race Analysis / Analyse de la course**

**Heat 1**

JPN - Japan				Lap	FRA - France			
Distance	Time	Rank	Lap Time		Distance	Time	Rank	Lap Time
125m	10.498	1		1	125m	10.647	2	
250m	17.389	1	17.389		250m	17.505	2	17.505
375m	23.606	1			375m	23.748	2	
500m	29.943	1	12.554		500m	30.035	2	12.530
625m	36.314	2			625m	36.305	1	
750m	42.948	2	13.005		750m	42.757	1	12.722

**Heat 2**

POL - Poland				Lap	GBR - Great Britain			
Distance	Time	Rank	Lap Time		Distance	Time	Rank	Lap Time
125m	10.804	2		1	125m	10.578	1	
250m	17.703	2	17.703		250m	17.391	1	17.391
375m	23.822	2			375m	23.575	1	
500m	30.012	2	12.309		500m	29.846	1	12.455
625m	37.127	2			625m	36.224	1	
750m	43.853	2	13.841		750m	42.821	1	12.975

**Heat 3**

AUS - Australia				Lap	GER - Germany			
Distance	Time	Rank	Lap Time		Distance	Time	Rank	Lap Time
125m	10.463	1		1	125m	10.596	2	
250m	16.985	1	16.985		250m	17.257	2	17.257
375m	23.113	1			375m	23.653	2	
500m	29.251	1	12.266		500m	30.047	2	12.790
625m	35.573	1			625m	36.426	2	
750m	42.130	1	12.879		750m	42.920	2	12.873

**Heat 4**

NED - Netherlands				Lap	CHN - China			
Distance	Time	Rank	Lap Time		Distance	Time	Rank	Lap Time
125m	10.415	1		1	125m	10.595	2	
250m	17.085	1	17.085		250m	17.341	2	17.341
375m	23.124	1			375m	23.587	2	
500m	29.133	1	12.048		500m	29.867	2	12.526
625m	35.343	1			625m	36.522	2	
750m	41.847	1	12.714		750m	43.490	2	13.623

**HOST PARTNERS**



**MAIN PARTNERS**



**OFFICIAL PARTNERS**



**OFFICIAL SUPPLIERS**



2-9 August 2023

Communiqué no. 33 Rectificatif 1

**Men Elite Team Sprint / Vitesse par équipe hommes élités**  
**Round 1 / Premier tour**  
**Start List / Liste de départ**

Fri 4 Aug 2023 - Race distance: 3 laps

<b>World Record</b>	41.225 NED - Netherlands	Berlin (GER)	26 FEB 2020
---------------------	--------------------------	--------------	-------------

Heat	Race Number	NAT / Name	Time
1		<b>JPN - Japan</b>	_____
	171	NAGASAKO Yoshitaku	
	174	OTA Kaiya	
	173	OBARA Yuta	
		<b>FRA - France</b>	_____
	126	GRENGBO Florian	
	130	VIGIER Sebastien	
	127	HELAL Rayan	
	2		<b>POL - Poland</b>
198		BIELECKI Maciej	
202		RUDYK Mateusz	
201		RAJKOWSKI Patryk	
		<b>GBR - Great Britain</b>	_____
134		FIELDING Alistair	
139		TURNBULL Hamish	
132		CARLIN Jack	
3			<b>AUS - Australia</b>
	69	HOFFMAN Leigh	
	71	RICHARDSON Matthew	
	68	GLAETZER Matthew	
		<b>GER - Germany</b>	_____
	147	SPIEGEL Luca	
	146	SCHROTER Nik	
	142	DORNBACH Maximilian	

**HOST PARTNERS**



**MAIN PARTNERS**



**OFFICIAL PARTNERS**



**OFFICIAL SUPPLIERS**



**Men Elite Team Sprint / Vitesse par équipe hommes élités**  
**Round 1 / Premier tour**  
**Start List / Liste de départ**

Fri 4 Aug 2023 - Race distance: 3 laps

Heat	Race Number	NAT / Name	Time
4		<b>NED - Netherlands</b>	
	194	van den BERG Roy	
	193	LAVREYSEN Harrie	
	192	HOOGLAND Jeffrey	
		<b>CHN - China</b>	
	87	GUO Shuai	
	95	ZHOU Yu	
	92	XUE Chenxi	

**Progression rule:**

The fastest two winning teams race for the gold and silver medals, and the other two winning teams race for the bronze medal. Losers are classified from 5th to 8th place by their times in the Round 1.

**Note:**  
 The composition of the teams may be subject to change up to 30 minutes before the start of the race. Sorted in the order given by the team.

**HOST PARTNERS**



**MAIN PARTNERS**



**OFFICIAL PARTNERS**



**OFFICIAL SUPPLIERS**



2-9 August 2023

Communiqué no. 32

**Men Elite Team Sprint / Vitesse par équipe hommes élités**  
**Qualification / Qualifications**  
**Results / Résultats**

Thu 3 Aug 2023 - Race distance: 3 laps

<b>World Record</b>	41.225 NED - Netherlands	Berlin (GER)	26 FEB 2020
---------------------	--------------------------	--------------	-------------

Rank	NAT / Name	Lap 1	Lap 2 Lap 1-2	Time Lap 2-3	Average Speed km/h	
1	<b>NED - Netherlands</b> 194 van den BERG Roy 193 LAVREYSEN Harrie 192 HOOGLAND Jeffrey	17.065 (1)	29.193 (1) 12.128 (1)	<b>42.046 (1)</b> 12.853 (3)	64.215	Q
2	<b>AUS - Australia</b> 69 HOFFMAN Leigh 68 GLAETZER Matthew 67 CORNISH Thomas	17.150 (2)	29.598 (2) 12.448 (3)	<b>42.531 (2)</b> 12.933 (6)	63.483	Q
3	<b>POL - Poland</b> 198 BIELECKI Maciej 202 RUDYK Mateusz 201 RAJKOWSKI Patryk	17.726 (8)	30.031 (6) 12.305 (2)	<b>42.916 (3)</b> 12.885 (4)	62.914	Q
4	<b>JPN - Japan</b> 171 NAGASAKO Yoshitaku 174 OTA Kaiya 173 OBARA Yuta	17.437 (6)	29.971 (5) 12.534 (5)	<b>42.961 (4)</b> 12.990 (8)	62.848	Q
5	<b>FRA - France</b> 126 GRENGBO Florian 130 VIGIER Sebastien 127 HELAL Rayan	17.687 (7)	30.142 (7) 12.455 (4)	<b>42.965 (5)</b> 12.823 (2)	62.842	Q
6	<b>GBR - Great Britain</b> 134 FIELDING Alistair 139 TURNBULL Hamish 138 TRUMAN Joseph	17.353 (4)	29.920 (4) 12.567 (7)	<b>42.973 (6)</b> 13.053 (10)	62.830	Q
7	<b>GER - Germany</b> 147 SPIEGEL Luca 146 SCHROTER Nik 142 DORNBAACH Maximilian	17.400 (5)	30.221 (8) 12.821 (11)	<b>43.106 (7)</b> 12.885 (4)	62.636	Q
8	<b>CHN - China</b> 87 GUO Shuai 95 ZHOU Yu 92 XUE Chenxi	17.337 (3)	29.900 (3) 12.563 (6)	<b>43.658 (8)</b> 13.758 (16)	61.844	Q
9	<b>CAN - Canada</b> 85 RORKE Tyler 86 WAMMES Nick 83 HEDGCOCK James	17.902 (10)	30.637 (9) 12.735 (8)	<b>43.661 (9)</b> 13.024 (9)	61.840	
10	<b>ITA - Italy</b> 167 NAPOLITANO Daniele 160 BIANCHI Matteo 168 PREDOMO Mattia	17.796 (9)	30.934 (13) 13.138 (15)	<b>43.749 (10)</b> 12.815 (1)	61.716	
11	<b>CZE - Czechia</b> 101 BOHUSLAVEK Matěj 106 TOPINKA Dominik 102 ČECHMAN Martin	18.095 (14)	30.915 (12) 12.820 (10)	<b>43.893 (11)</b> 12.978 (7)	61.513	

**HOST PARTNERS**



**MAIN PARTNERS**



**OFFICIAL PARTNERS**



**OFFICIAL SUPPLIERS**





2-9 August 2023

Communiqué no. 32

**Men Elite Team Sprint / Vitesse par équipe hommes élités**  
**Qualification / Qualifications**  
**Results / Résultats**

Thu 3 Aug 2023 - Race distance: 3 laps

Rank	NAT / Name	Lap 1	Lap 2 Lap 1-2	Time Lap 2-3	Average Speed km/h
12	<b>COL - Colombia</b>	18.062 (13)	30.873 (10)	<b>43.999 (12)</b>	61.365
	97 ECHEVERRI CARDONA Carlos Daniel		12.811 (9)	13.126 (11)	
	99 QUINTERO CHAVARRO Kevin Santiago				
	100 RAMIREZ MORALES Santiago				
13	<b>MEX - Mexico</b>	18.035 (11)	31.171 (14)	<b>44.411 (13)</b>	60.796
	187 LOPEZ GONZALEZ Jafet Emmanuel		13.136 (14)	13.240 (13)	
	189 VERDUGO OSUNA Edgar				
	188 RUIZ TERAN Juan				
14	<b>MAS - Malaysia</b>	18.254 (15)	31.292 (15)	<b>44.583 (14)</b>	60.561
	183 HASBULLAH Umar		13.038 (13)	13.291 (14)	
	185 SAHROM Muhammad Ridwan				
	184 MOHD ZONIS Muhammad Fadhil				
15	<b>ESP - Spain</b>	18.040 (12)	30.883 (11)	<b>44.640 (15)</b>	60.484
	121 MORENO SANCHEZ Jose		12.843 (12)	13.757 (15)	
	120 MARTINEZ CHORRO Alejandro				
	119 JIMENEZ ELIZONDO Ekain				
16	<b>LTU - Lithuania</b>	18.339 (16)	31.893 (17)	<b>45.069 (16)</b>	59.908
	181 VINSKAS Laurynas		13.554 (17)	13.176 (12)	
	179 BENIUSIS Justas				
	180 LENDEL Vasilijus				
17	<b>IND - India</b>	18.451 (17)	31.790 (16)	<b>45.692 (17)</b>	59.091
	153 ESOW Esow		13.339 (16)	13.902 (17)	
	154 LAITONJAM Ronaldo				
	152 ELKATHCHOONGO David				
18	<b>EGY - Egypt</b>	19.804 (18)	34.143 (18)	<b>48.828 (18)</b>	55.296
	115 SAAD Ahmed		14.339 (18)	14.685 (18)	
	112 ABOUEHASSAN Youssef				
	114 HASSAN Hussein				

**Progression rule:**

Fastest 8 teams qualify for the first round.

**Note:**

Riders are presented in their starting order.

**LEGEND**

**Q** Qualified

**HOST PARTNERS**



**MAIN PARTNERS**



**OFFICIAL PARTNERS**



**OFFICIAL SUPPLIERS**



2-9 August 2023

**Men Elite Team Sprint / Vitesse par équipe hommes élités**  
**Qualification / Qualifications**  
**Race Analysis / Analyse de la course**

Heat 1					Heat 2				
Distance	MEX - Mexico		Lap Time	Lap	Distance	EGY - Egypt		Lap Time	
	Time	Rank				Time	Rank		
125m	11.100	11			125m	12.156	18		
250m	18.035	11	18.035	1	250m	19.804	18	19.804	
375m	24.697	14			375m	26.955	18		
500m	31.171	14	13.136	2	500m	34.143	18	14.339	
625m	37.132	10			625m	41.464	18		
750m	44.411	13	13.240	3	750m	48.828	18	14.685	

Heat 3					Heat 4				
Distance	IND - India		Lap Time	Lap	Distance	LTU - Lithuania		Lap Time	
	Time	Rank				Time	Rank		
125m	11.326	16			125m	11.373	17		
250m	18.451	17	18.451	1	250m	18.339	16	18.339	
375m	25.086	16			375m	25.199	17		
500m	31.790	16	13.339	2	500m	31.893	17	13.554	
625m	38.598	17			625m	38.441	16		
750m	45.692	17	13.902	3	750m	45.069	16	13.176	

Heat 5					Heat 6				
Distance	ESP - Spain		Lap Time	Lap	Distance	JPN - Japan		Lap Time	
	Time	Rank				Time	Rank		
125m	11.198	13			125m	10.535	2		
250m	18.040	12	18.040	1	250m	17.437	6	17.437	
375m	24.418	12			375m	23.666	5		
500m	30.883	11	12.843	2	500m	29.971	5	12.534	
625m	37.610	14			625m	36.332	4		
750m	44.640	15	13.757	3	750m	42.961	4	12.990	

Heat 7					Heat 8				
Distance	ITA - Italy		Lap Time	Lap	Distance	MAS - Malaysia		Lap Time	
	Time	Rank				Time	Rank		
125m	10.886	8			125m	11.229	14		
250m	17.796	9	17.796	1	250m	18.254	15	18.254	
375m	24.363	10			375m	24.785	15		
500m	30.934	13	13.138	2	500m	31.292	15	13.038	
625m	37.316	13			625m	37.844	15		
750m	43.749	10	12.815	3	750m	44.583	14	13.291	

Heat 9					Heat 10				
Distance	CZE - Czechia		Lap Time	Lap	Distance	COL - Colombia		Lap Time	
	Time	Rank				Time	Rank		
125m	11.316	15			125m	11.196	12		
250m	18.095	14	18.095	1	250m	18.062	13	18.062	
375m	24.417	11			375m	24.498	13		
500m	30.915	12	12.820	2	500m	30.873	10	12.811	
625m	37.293	11			625m	37.313	12		
750m	43.893	11	12.978	3	750m	43.999	12	13.126	

**HOST PARTNERS**



**MAIN PARTNERS**



**OFFICIAL PARTNERS**



**OFFICIAL SUPPLIERS**



2-9 August 2023

**Men Elite Team Sprint / Vitesse par équipe hommes élités**  
**Qualification / Qualifications**  
**Race Analysis / Analyse de la course**

Heat 11					Heat 12				
Distance	POL - Poland		Lap Time	Lap	Distance	CAN - Canada		Lap Time	
	Time	Rank				Time	Rank		
125m	10.905	9			125m	11.063	10		
250m	17.726	8	17.726	1	250m	17.902	10	17.902	
375m	23.884	7			375m	24.285	9		
500m	30.031	6	12.305	2	500m	30.637	9	12.735	
625m	36.350	5			625m	37.048	9		
750m	42.916	3	12.885	3	750m	43.661	9	13.024	

Heat 13					Heat 14				
Distance	GER - Germany		Lap Time	Lap	Distance	FRA - France		Lap Time	
	Time	Rank				Time	Rank		
125m	10.679	6			125m	10.849	7		
250m	17.400	5	17.400	1	250m	17.687	7	17.687	
375m	23.785	6			375m	23.904	8		
500m	30.221	8	12.821	2	500m	30.142	7	12.455	
625m	36.623	7			625m	36.451	6		
750m	43.106	7	12.885	3	750m	42.965	5	12.823	

Heat 15					Heat 16				
Distance	GBR - Great Britain		Lap Time	Lap	Distance	CHN - China		Lap Time	
	Time	Rank				Time	Rank		
125m	10.551	3			125m	10.618	5		
250m	17.353	4	17.353	1	250m	17.337	3	17.337	
375m	23.587	4			375m	23.559	3		
500m	29.920	4	12.567	2	500m	29.900	3	12.563	
625m	36.317	3			625m	36.644	8		
750m	42.973	6	13.053	3	750m	43.658	8	13.758	

Heat 17					Heat 18				
Distance	NED - Netherlands		Lap Time	Lap	Distance	AUS - Australia		Lap Time	
	Time	Rank				Time	Rank		
125m	10.422	1			125m	10.575	4		
250m	17.065	1	17.065	1	250m	17.150	2	17.150	
375m	23.112	1			375m	23.358	2		
500m	29.193	1	12.128	2	500m	29.598	2	12.448	
625m	35.471	1			625m	35.927	2		
750m	42.046	1	12.853	3	750m	42.531	2	12.933	

**HOST PARTNERS**



**MAIN PARTNERS**



**OFFICIAL PARTNERS**



**OFFICIAL SUPPLIERS**



2-9 August 2023

Communiqué no. 31 Rectificatif 1

**Men Elite Team Sprint / Vitesse par équipe hommes élités**  
**Qualification / Qualifications**  
**Start List / Liste de départ**

Thu 3 Aug 2023 - Race distance: 3 laps

<b>World Record</b>	41.225 NED - Netherlands	Berlin (GER)	26 FEB 2020
---------------------	--------------------------	--------------	-------------

Heat	Race Number	NAT / Name	Time
1		<b>MEX - Mexico</b>	_____
	187	LOPEZ GONZALEZ Jafet Emmanuel	
	189	VERDUGO OSUNA Edgar	
	188	RUIZ TERAN Juan	
2		<b>EGY - Egypt</b>	_____
	115	SAAD Ahmed	
	112	ABOUELHASSAN Youssef	
	114	HASSAN Hussein	
3		<b>IND - India</b>	_____
	153	ESOW Esow	
	154	LAITONJAM Ronaldo	
	152	ELKATHCHOONGO David	
4		<b>LTU - Lithuania</b>	_____
	181	VINSKAS Laurynas	
	179	BENIUŠIS Justas	
	180	LENDEL Vasilijus	
5		<b>ESP - Spain</b>	_____
	121	MORENO SANCHEZ Jose	
	120	MARTINEZ CHORRO Alejandro	
	119	JIMENEZ ELIZONDO Ekain	
6		<b>JPN - Japan</b>	_____
	171	NAGASAKO Yoshitaku	
	174	OTA Kaiya	
	173	OBARA Yuta	
7		<b>ITA - Italy</b>	_____
	167	NAPOLITANO Daniele	
	160	BIANCHI Matteo	
	168	PREDOMO Mattia	

**HOST PARTNERS**



**MAIN PARTNERS**



**OFFICIAL PARTNERS**



**OFFICIAL SUPPLIERS**



2-9 August 2023

Communiqué no. 31 Rectificatif 1

**Men Elite Team Sprint / Vitesse par équipe hommes élités**  
**Qualification / Qualifications**  
**Start List / Liste de départ**

Thu 3 Aug 2023 - Race distance: 3 laps

Heat	Race Number	NAT / Name	Time
8		<b>MAS - Malaysia</b>	
	183	HASBULLAH Umar	
	185	SAHROM Muhammad Ridwan	
	184	MOHD ZONIS Muhammad Fadhil	
9		<b>CZE - Czechia</b>	
	101	BOHUSLAVEK Matěj	
	106	TOPINKA Dominik	
10		<b>COL - Colombia</b>	
	97	ECHEVERRI CARDONA Carlos Daniel	
	99	QUINTERO CHAVARRO Kevin Santiago	
11		<b>POL - Poland</b>	
	198	BIELECKI Maciej	
	202	RUDYK Mateusz	
12		<b>CAN - Canada</b>	
	85	RORKE Tyler	
	86	WAMMES Nick	
13		<b>GER - Germany</b>	
	147	SPIEGEL Luca	
	146	SCHROTER Nik	
14		<b>FRA - France</b>	
	126	GRENGBO Florian	
	130	VIGIER Sebastien	
	127	HELAL Rayan	

**HOST PARTNERS**



**MAIN PARTNERS**



**OFFICIAL PARTNERS**



**OFFICIAL SUPPLIERS**



**Men Elite Team Sprint / Vitesse par équipe hommes élités**  
**Qualification / Qualifications**  
**Start List / Liste de départ**

Thu 3 Aug 2023 - Race distance: 3 laps

Heat	Race Number	NAT / Name	Time
15		<b>GBR - Great Britain</b>	_____
	134	FIELDING Alistair	
	139	TURNBULL Hamish	
	138	TRUMAN Joseph	
16		<b>CHN - China</b>	_____
	87	GUO Shuai	
	95	ZHOU Yu	
	92	XUE Chenxi	
17		<b>NED - Netherlands</b>	_____
	194	van den BERG Roy	
	193	LAVREYSEN Harrie	
	192	HOOGLAND Jeffrey	
18		<b>AUS - Australia</b>	_____
	69	HOFFMAN Leigh	
	68	GLAETZER Matthew	
	67	CORNISH Thomas	

**Progression rule:**

Fastest 8 teams qualify for the first round.

**Note:**

The composition of the teams may be subject to change up to 30 minutes before the start of the race. Sorted in the order given by the team.

**HOST PARTNERS**



**MAIN PARTNERS**



**OFFICIAL PARTNERS**



**OFFICIAL SUPPLIERS**



2-9 August 2023

Communiqué no. 48

**Men Elite Sprint / Vitesse hommes élités**

**Final Classification / Classement final**

Mon 7 Aug 2023

Rank	Race Number	Name	NAT	Race 1	Race 2	Decider
------	-------------	------	-----	--------	--------	---------

**For Gold**

200m Time: 9.787 9.654  
Average Speed km/h: 73.567 74.580

GOLD	1	193	LAVREYSEN Harrie	NED	Winner	Winner
SILVER	2	214	PAUL Nicholas	TTO	+0.061	+0.100

**For Bronze**

200m Time: 9.913 9.952  
Average Speed km/h: 72.632 72.347

BRONZE	3	132	CARLIN Jack	GBR	Winner	Winner
	4	202	RUDYK Mateusz	POL	+0.030	+0.010

**Did not qualify for Semi-finals**

5	71	RICHARDSON Matthew	AUS
6	174	OTA Kaiya	JPN
7	138	TRUMAN Joseph	GBR
8	67	CORNISH Thomas	AUS

**Did not qualify for Quarter-finals**

9	182	AWANG Mohd Azizulhasni	MAS	REL
10	209	TJON EN FA Jair	SUR	
11	142	DORNBACH Maximilian	GER	
12	158	YAKOVLEV Mikhail	ISR	
13	99	QUINTERO CHAVARRO Kevin Santiago	COL	
14	175	TERASAKI Kohei	JPN	
15	68	GLAETZER Matthew	AUS	
16	192	HOOGLAND Jeffrey	NED	

**Did not qualify for 1/8 Finals**

17	79	DODYK Ryan	CAN
18	180	LENDEL Vasilijus	LTU
19	86	WAMMES Nick	CAN
20	127	HELAL Rayan	FRA
21	98	ORTEGA FONTALVO Cristian David	COL
22	150	SZALONTAY Sandor	HUN
23	130	VIGIER Sebastien	FRA
24	102	ČECHMAN Martin	CZE
25	186	SAHROM Muhammad Shah Firdaus	MAS
26	212	ANGSUTHASAWIT Jai	THA
27	203	SARNECKI Rafal	POL
28	196	DAKIN Sam	NZL

**Did not qualify for 1/16 Finals**

29	168	PREDOMO Mattia	ITA
30	148	WEINRICH Willy Leonhard	GER
31	195	van LOON Tijmen	NED
32	120	MARTINEZ CHORRO Alejandro	ESP
33	206	SPIES Jean	RSA
34	213	BROWNE Kwesi	TTO
35	184	MOHD ZONIS Muhammad Fadhil	MAS

**HOST PARTNERS**



**MAIN PARTNERS**



**OFFICIAL PARTNERS**



**OFFICIAL SUPPLIERS**



**Men Elite Sprint / Vitesse hommes élités**

**Final Classification / Classement final**

Mon 7 Aug 2023

Rank	Race Number	Name	NAT	Race 1	Race 2	Decider
------	-------------	------	-----	--------	--------	---------

**LEGEND**

REL Relegated

**HOST PARTNERS**



**MAIN PARTNERS**



**OFFICIAL PARTNERS**

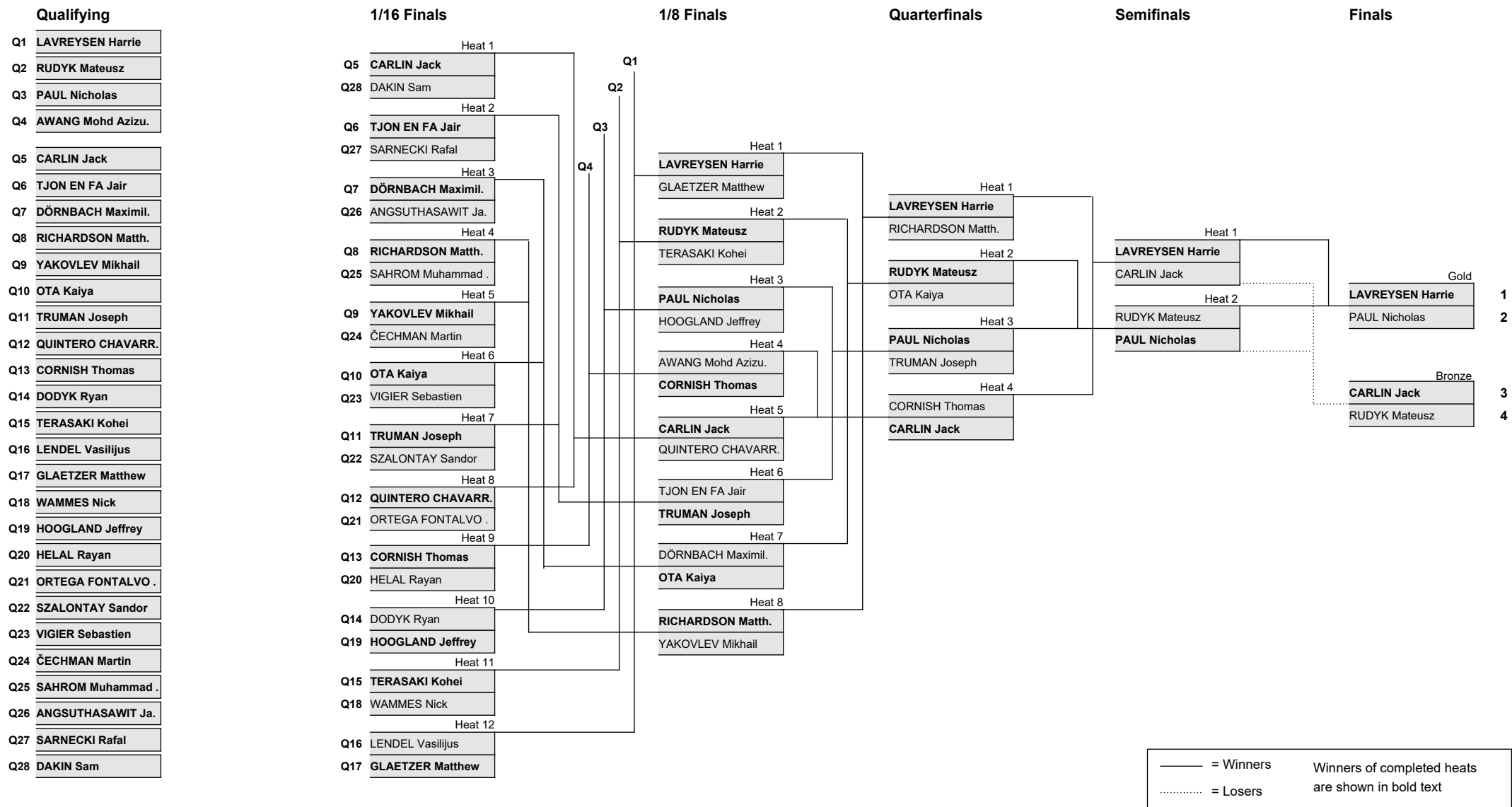


**OFFICIAL SUPPLIERS**





**Men Elite Sprint / Vitesse hommes élités**  
**Results Bracket / Tableau de progression**



**HOST PARTNERS**



**MAIN PARTNERS**



**OFFICIAL PARTNERS**



**OFFICIAL SUPPLIERS**



**Men Elite Sprint / Vitesse hommes élités**  
**Finals / Finales**  
**Start List / Liste de départ**

Mon 7 Aug 2023 - Race distance: 3 laps

Race Number	Name	NAT	Race 1	Race 2	Decider
<i>For Bronze</i>					
		200m Time:			
		Average Speed km/h:			
132	CARLIN Jack	GBR			
202	RUDYK Mateusz	POL			
<i>For Gold</i>					
		200m Time:			
		Average Speed km/h:			
193	LAVREYSEN Harrie	NED			
214	PAUL Nicholas	TTO			

**HOST PARTNERS**



**MAIN PARTNERS**



**OFFICIAL PARTNERS**



**OFFICIAL SUPPLIERS**



**Men Elite Sprint / Vitesse hommes élités**  
**Semi-finals / Demi-finales**  
**Results / Résultats**

Mon 7 Aug 2023 - Race distance: 3 laps

Rank	Race Number	Name	NAT	Race 1	Race 2	Decider
				200m Time:	9.923	10.036
				Average Speed km/h:	72.559	71.742
<b>Heat 1</b>						
1	193	LAVREYSEN Harrie	NED	Winner	Winner	Q
2	132	CARLIN Jack	GBR	+0.505	+0.041	
				200m Time:	9.866	9.918
				Average Speed km/h:	72.978	72.595
<b>Heat 2</b>						
1	214	PAUL Nicholas	TTO	Winner	Winner	Q
2	202	RUDYK Mateusz	POL	+0.192	+0.380	

**Progression rule:**

The winners race for the gold and silver medals. The losers race for the bronze medal.

**LEGEND**

Q Qualified

**HOST PARTNERS**



**MAIN PARTNERS**



**OFFICIAL PARTNERS**



**OFFICIAL SUPPLIERS**



**Men Elite Sprint / Vitesse hommes élités**  
**Semi-finals / Demi-finales**  
**Start List / Liste de départ**

Mon 7 Aug 2023 - Race distance: 3 laps

Race Number	Name	NAT	Race 1	Race 2	Decider
<b>Heat 1</b>					
			200m Time:		
			Average Speed km/h:		
193	LAVREYSEN Harrie	NED			
132	CARLIN Jack	GBR			
<b>Heat 2</b>					
			200m Time:		
			Average Speed km/h:		
202	RUDYK Mateusz	POL			
214	PAUL Nicholas	TTO			

**Progression rule:**

The winners race for the gold and silver medals. The losers race for the bronze medal.

**HOST PARTNERS**



**MAIN PARTNERS**



**OFFICIAL PARTNERS**



**OFFICIAL SUPPLIERS**



**Men Elite Sprint / Vitesse hommes élités**  
**Quarter-finals / Quart de finales**  
**Results / Résultats**

Sun 6 Aug 2023 - Race distance: 3 laps

Rank	Race Number	Name	NAT	Race 1	Race 2	Decider
				200m Time:	9.806	9.861
				Average Speed km/h:	73.424	73.015
<b>Heat 1</b>						
	<b>1</b>	<b>193</b>	<b>LAVREYSEN Harrie</b>	<b>NED</b>	<b>Winner</b>	<b>Winner</b>
	2	71	RICHARDSON Matthew	AUS	+0.324	+0.040
				200m Time:	10.042	9.922
				Average Speed km/h:	71.699	72.566
<b>Heat 2</b>						
	<b>1</b>	<b>202</b>	<b>RUDYK Mateusz</b>	<b>POL</b>	<b>Winner</b>	<b>Winner</b>
	2	174	OTA Kaiya	JPN	+0.052	+0.006
				200m Time:	9.900	10.058
				Average Speed km/h:	72.727	71.585
<b>Heat 3</b>						
	<b>1</b>	<b>214</b>	<b>PAUL Nicholas</b>	<b>TTO</b>	<b>Winner</b>	<b>Winner</b>
	2	138	TRUMAN Joseph	GBR	+0.265	+0.061
				200m Time:	10.295	10.084
				Average Speed km/h:	69.937	71.400
<b>Heat 4</b>						
	<b>1</b>	<b>132</b>	<b>CARLIN Jack</b>	<b>GBR</b>	<b>Winner</b>	<b>Winner</b>
	2	67	CORNISH Thomas	AUS	+0.036	+0.061

**Progression rule:**

The winner of each heat qualifies to the Semi-finals.

**LEGEND**

**Q** Qualified

**HOST PARTNERS**



**MAIN PARTNERS**



**OFFICIAL PARTNERS**



**OFFICIAL SUPPLIERS**



**Men Elite Sprint / Vitesse hommes élités**  
**Quarter-finals / Quart de finales**  
**Start List / Liste de départ**

Sun 6 Aug 2023 - Race distance: 3 laps

Race Number	Name	NAT	Race 1	Race 2	Decider
<b>Heat 1</b>					
		200m Time:			
		Average Speed km/h:			
193	LAVREYSEN Harrie	NED			
71	RICHARDSON Matthew	AUS			
<b>Heat 2</b>					
		200m Time:			
		Average Speed km/h:			
202	RUDYK Mateusz	POL			
174	OTA Kaiya	JPN			
<b>Heat 3</b>					
		200m Time:			
		Average Speed km/h:			
214	PAUL Nicholas	TTO			
138	TRUMAN Joseph	GBR			
<b>Heat 4</b>					
		200m Time:			
		Average Speed km/h:			
67	CORNISH Thomas	AUS			
132	CARLIN Jack	GBR			

**Progression rule:**

The winner of each heat qualifies to the Semi-finals.

**HOST PARTNERS**



**MAIN PARTNERS**



**OFFICIAL PARTNERS**



**OFFICIAL SUPPLIERS**



2-9 August 2023

Communiqué no. 42

**Men Elite Sprint / Vitesse hommes élités**  
**1/8 Finals / 1/8 de finale**  
**Results / Résultats**

Sat 5 Aug 2023 - Race distance: 3 laps

Rank	Race Number	Name	NAT		
<b>Heat 1</b>					
			200m Time:	9.790	
			Average Speed km/h:	73.544	
1	193	LAVREYSEN Harrie	NED	Winner	Q
2	68	GLAETZER Matthew	AUS	+0.046	
<b>Heat 2</b>					
			200m Time:	10.022	
			Average Speed km/h:	71.842	
1	202	RUDYK Mateusz	POL	Winner	Q
2	175	TERASAKI Kohei	JPN	+0.003	
<b>Heat 3</b>					
			200m Time:	9.960	
			Average Speed km/h:	72.289	
1	214	PAUL Nicholas	TTO	Winner	Q
2	192	HOOGLAND Jeffrey	NED	+0.193	
<b>Heat 4</b>					
			200m Time:	9.959	
			Average Speed km/h:	72.296	
1	67	CORNISH Thomas	AUS	Winner	Q
2	182	AWANG Mohd Azizulhasni	MAS	REL	
<b>Heat 5</b>					
			200m Time:	10.039	
			Average Speed km/h:	71.720	
1	132	CARLIN Jack	GBR	Winner	Q
2	99	QUINTERO CHAVARRO Kevin Santiago	COL	+0.035	
<b>Heat 6</b>					
			200m Time:	10.133	
			Average Speed km/h:	71.055	
1	138	TRUMAN Joseph	GBR	Winner	Q
2	209	TJON EN FA Jair	SUR	+0.003	
<b>Heat 7</b>					
			200m Time:	10.104	
			Average Speed km/h:	71.259	
1	174	OTA Kaiya	JPN	Winner	Q
2	142	DORNBACH Maximilian	GER	+0.072	
<b>Heat 8</b>					
			200m Time:	9.918	
			Average Speed km/h:	72.595	
1	71	RICHARDSON Matthew	AUS	Winner	Q
2	158	YAKOVLEV Mikhail	ISR	+0.079	

**Progression rule:**

The winner of each heat qualifies to the Quarter-finals.

**No 182 AWANG Mohd Azizulhasni (MAS)**

Has been relegated for entering the sprinter's lane when the opponent was already there.

A été déclassé(e) pour être entré dans le couloir des sprinters alors que son adversaire s'y trouvait déjà.

**HOST PARTNERS**



**MAIN PARTNERS**



**OFFICIAL PARTNERS**



**OFFICIAL SUPPLIERS**



**Men Elite Sprint / Vitesse hommes élités**  
**1/8 Finals / 1/8 de finale**  
**Results / Résultats**

Sat 5 Aug 2023 - Race distance: 3 laps

Rank	Race Number	Name	NAT
------	-------------	------	-----

**Note:**  
 The average speed is taken over the last 200m.

**LEGEND**  
**Q** Qualified                      **REL** Relegated

**HOST PARTNERS**



**MAIN PARTNERS**



**OFFICIAL PARTNERS**



**OFFICIAL SUPPLIERS**





**Men Elite Sprint / Vitesse hommes élités**  
**1/8 Finals / 1/8 de finale**  
**Start List / Liste de départ**

Sat 5 Aug 2023 - Race distance: 3 laps

Race Number	Name	NAT	200m Time:	Average Speed km/h:
<b>Heat 1</b>				
193	LAVREYSEN Harrie	NED		
68	GLAETZER Matthew	AUS		
<b>Heat 2</b>				
202	RUDYK Mateusz	POL		
175	TERASAKI Kohei	JPN		
<b>Heat 3</b>				
214	PAUL Nicholas	TTO		
192	HOOGLAND Jeffrey	NED		
<b>Heat 4</b>				
182	AWANG Mohd Azizulhasni	MAS		
67	CORNISH Thomas	AUS		
<b>Heat 5</b>				
132	CARLIN Jack	GBR		
99	QUINTERO CHAVARRO Kevin Santiago	COL		
<b>Heat 6</b>				
209	TJON EN FA Jair	SUR		
138	TRUMAN Joseph	GBR		
<b>Heat 7</b>				
142	DORNBACH Maximilian	GER		
174	OTA Kaiya	JPN		
<b>Heat 8</b>				
71	RICHARDSON Matthew	AUS		
158	YAKOVLEV Mikhail	ISR		

**Progression rule:**

The winner of each heat qualifies to the Quarter-finals.

**HOST PARTNERS**



**MAIN PARTNERS**



**OFFICIAL PARTNERS**



**OFFICIAL SUPPLIERS**



2-9 August 2023

Communiqué no. 40

**Men Elite Sprint / Vitesse hommes élités**  
**1/16 Finals / 1/16 de finale**  
**Results / Résultats**

Sat 5 Aug 2023 - Race distance: 3 laps

Rank	Race Number	Name	NAT		
				200m Time:	10.130
				Average Speed km/h:	71.076
<b>Heat 1</b>					
1	132	CARLIN Jack	GBR	<b>Winner</b>	Q
2	196	DAKIN Sam	NZL	+0.086	
				200m Time:	10.213
				Average Speed km/h:	70.498
<b>Heat 2</b>					
1	209	TJON EN FA Jair	SUR	<b>Winner</b>	Q
2	203	SARNECKI Rafal	POL	+0.047	
				200m Time:	10.138
				Average Speed km/h:	71.020
<b>Heat 3</b>					
1	142	DORNBACH Maximilian	GER	<b>Winner</b>	Q
2	212	ANGSUTHASAWIT Jai	THA	+0.520	
				200m Time:	10.054
				Average Speed km/h:	71.613
<b>Heat 4</b>					
1	71	RICHARDSON Matthew	AUS	<b>Winner</b>	Q
2	186	SAHROM Muhammad Shah Firdaus	MAS	+0.119	
				200m Time:	10.102
				Average Speed km/h:	71.273
<b>Heat 5</b>					
1	158	YAKOVLEV Mikhail	ISR	<b>Winner</b>	Q
2	102	ČECHMAN Martin	CZE	+0.139	
				200m Time:	9.996
				Average Speed km/h:	72.029
<b>Heat 6</b>					
1	174	OTA Kaiya	JPN	<b>Winner</b>	Q
2	130	VIGIER Sebastien	FRA	+0.050	
				200m Time:	10.157
				Average Speed km/h:	70.887
<b>Heat 7</b>					
1	138	TRUMAN Joseph	GBR	<b>Winner</b>	Q
2	150	SZALONTAY Sandor	HUN	+0.150	
				200m Time:	10.051
				Average Speed km/h:	71.635
<b>Heat 8</b>					
1	99	QUINTERO CHAVARRO Kevin Santiago	COL	<b>Winner</b>	Q
2	98	ORTEGA FONTALVO Cristian David	COL	+0.021	
				200m Time:	10.184
				Average Speed km/h:	70.699
<b>Heat 9</b>					
1	67	CORNISH Thomas	AUS	<b>Winner</b>	Q
2	127	HELAL Rayan	FRA	+0.096	
				200m Time:	10.233
				Average Speed km/h:	70.361
<b>Heat 10</b>					
1	192	HOOGLAND Jeffrey	NED	<b>Winner</b>	Q
2	79	DODYK Ryan	CAN	+0.088	

**HOST PARTNERS**



**MAIN PARTNERS**



**OFFICIAL PARTNERS**



**OFFICIAL SUPPLIERS**



2-9 August 2023

Communiqué no. 40

**Men Elite Sprint / Vitesse hommes élités**  
**1/16 Finals / 1/16 de finale**  
**Results / Résultats**

Sat 5 Aug 2023 - Race distance: 3 laps

Rank	Race Number	Name	NAT		
				200m Time:	10.192
				Average Speed km/h:	70.644
<b>Heat 11</b>					
1	175	TERASAKI Kohei	JPN	<b>Winner</b>	Q
2	86	WAMMES Nick	CAN	+0.055	
				200m Time:	9.985
				Average Speed km/h:	72.108
<b>Heat 12</b>					
1	68	GLAETZER Matthew	AUS	<b>Winner</b>	Q
2	180	LENDEL Vasilijus	LTU	+0.076	

**Progression rule:**

The winner of each heat qualifies to the 1/8 Finals.

**Note:**

The average speed is taken over the last 200m.

**LEGEND**

Q Qualified

**HOST PARTNERS**



**MAIN PARTNERS**



**OFFICIAL PARTNERS**



**OFFICIAL SUPPLIERS**



2-9 August 2023

Communiqué no. 39

**Men Elite Sprint / Vitesse hommes élités**  
**1/16 Finals / 1/16 de finale**  
**Start List / Liste de départ**

Sat 5 Aug 2023 - Race distance: 3 laps

Race Number	Name	NAT	200m Time:	Average Speed km/h:
<b>Heat 1</b>				
132	CARLIN Jack	GBR		
196	DAKIN Sam	NZL		
<b>Heat 2</b>				
209	TJON EN FA Jair	SUR		
203	SARNECKI Rafal	POL		
<b>Heat 3</b>				
142	DORNBACH Maximilian	GER		
212	ANGSUTHASAWIT Jai	THA		
<b>Heat 4</b>				
71	RICHARDSON Matthew	AUS		
186	SAHROM Muhammad Shah Firdaus	MAS		
<b>Heat 5</b>				
158	YAKOVLEV Mikhail	ISR		
102	ČECHMAN Martin	CZE		
<b>Heat 6</b>				
174	OTA Kaiya	JPN		
130	VIGIER Sebastien	FRA		
<b>Heat 7</b>				
138	TRUMAN Joseph	GBR		
150	SZALONTAY Sandor	HUN		
<b>Heat 8</b>				
99	QUINTERO CHAVARRO Kevin Santiago	COL		
98	ORTEGA FONTALVO Cristian David	COL		
<b>Heat 9</b>				
67	CORNISH Thomas	AUS		
127	HELAL Rayan	FRA		
<b>Heat 10</b>				
79	DODYK Ryan	CAN		
192	HOUGLAND Jeffrey	NED		
<b>Heat 11</b>				
175	TERASAKI Kohei	JPN		

**HOST PARTNERS**



**MAIN PARTNERS**



**OFFICIAL PARTNERS**



**OFFICIAL SUPPLIERS**



**Men Elite Sprint / Vitesse hommes élités**  
**1/16 Finals / 1/16 de finale**  
**Start List / Liste de départ**

Sat 5 Aug 2023 - Race distance: 3 laps

Race Number	Name	NAT
86	WAMMES Nick	CAN
		200m Time:
		Average Speed km/h:
<b>Heat 12</b>		
180	LENDEL Vasilijus	LTU
68	GLAETZER Matthew	AUS

**Progression rule:**

The winner of each heat qualifies to the 1/8 Finals.

**HOST PARTNERS**



**MAIN PARTNERS**



**OFFICIAL PARTNERS**



**OFFICIAL SUPPLIERS**



2-9 August 2023

Communiqué no. 38

**Men Elite Sprint / Vitesse hommes élités**  
**Qualification / Qualifications**  
**Results / Résultats**

Sat 5 Aug 2023 - Race distance: 200m flying start (3.5 laps)

<b>World Record</b>	9.100 NICHOLAS Paul	TTO Cochabamba (BOL)	4 SEP 2019
---------------------	---------------------	----------------------	------------

Rank	Race Number	Name	NAT	100m	Time 100-200	Average Speed km/h	
1	193	LAVREYSEN Harrie	NED	4.665 (1)	9.374 4.709 (2)	76.808	Q
2	202	RUDYK Mateusz	POL	4.732 (3)	9.527 4.795 (3)	75.575	Q
3	214	PAUL Nicholas	TTO	4.707 (2)	9.529 4.822 (4)	75.559	Q
4	182	AWANG Mohd Azizulhasni	MAS	4.740 (4)	9.584 4.844 (5)	75.125	Q
5	132	CARLIN Jack	GBR	4.743 (5)	9.606 4.863 (6)	74.953	Q
6	209	TJON EN FA Jair	SUR	4.760 (6)	9.630 4.870 (7)	74.766	Q
7	142	DORNBACH Maximilian	GER	4.769 (7)	9.657 4.888 (8)	74.557	Q
8	71	RICHARDSON Matthew	AUS	4.777 (8)	9.696 4.919 (9)	74.257	Q
9	158	YAKOVLEV Mikhail	ISR	4.795 (10)	9.726 4.931 (10)	74.028	Q
10	174	OTA Kaiya	JPN	4.796 (11)	9.728 4.932 (12)	74.013	Q
11	138	TRUMAN Joseph	GBR	4.792 (9)	9.728 4.936 (14)	74.013	Q
12	99	QUINTERO CHAVARRO Kevin Santiago	COL	4.808 (12)	9.739 4.931 (10)	73.930	Q
13	67	CORNISH Thomas	AUS	4.813 (13)	9.748 4.935 (13)	73.861	Q
14	79	DODYK Ryan	CAN	4.825 (16)	9.761 4.936 (14)	73.763	Q
15	175	TERASAKI Kohei	JPN	4.820 (15)	9.765 4.945 (18)	73.733	Q
16	180	LENDEL Vasilijus	LTU	4.816 (14)	9.781 4.965 (22)	73.612	Q
17	68	GLAETZER Matthew	AUS	4.826 (17)	9.785 4.959 (20)	73.582	Q
18	86	WAMMES Nick	CAN	4.853 (18)	9.797 4.944 (17)	73.492	Q
19	192	HOOGLAND Jeffrey	NED	4.860 (21)	9.801 4.941 (16)	73.462	Q
20	127	HELAL Rayan	FRA	4.855 (19)	9.802 4.947 (19)	73.454	Q
21	98	ORTEGA FONTALVO Cristian David	COL	4.862 (22)	9.823 4.961 (21)	73.297	Q

**HOST PARTNERS**



**MAIN PARTNERS**



**OFFICIAL PARTNERS**



**OFFICIAL SUPPLIERS**



2-9 August 2023

Communiqué no. 38

**Men Elite Sprint / Vitesse hommes élités**  
**Qualification / Qualifications**  
**Results / Résultats**

Sat 5 Aug 2023 - Race distance: 200m flying start (3.5 laps)

Rank	Race Number	Name	NAT	100m	Time 100-200	Average Speed km/h	
22	150	SZALONTAY Sandor	HUN	4.865 (23)	<b>9.854</b> 4.989 (24)	73.067	Q
23	130	VIGIER Sebastien	FRA	4.887 (25)	<b>9.881</b> 4.994 (25)	72.867	Q
24	102	ČECHMAN Martin	CZE	4.890 (26)	<b>9.887</b> 4.997 (27)	72.823	Q
25	186	SAHROM Muhammad Shah Firdaus	MAS	4.857 (20)	<b>9.900</b> 5.043 (30)	72.727	Q
26	212	ANGSUTHASAWIT Jai	THA	4.917 (28)	<b>9.904</b> 4.987 (23)	72.698	Q
27	203	SARNECKI Rafal	POL	4.911 (27)	<b>9.905</b> 4.994 (25)	72.691	Q
28	196	DAKIN Sam	NZL	4.885 (24)	<b>9.908</b> 5.023 (29)	72.669	Q
29	168	PREDOMO Mattia	ITA	4.927 (30)	<b>9.947</b> 5.020 (28)	72.384	
30	148	WEINRICH Willy Leonhard	GER	4.933 (31)	<b>9.997</b> 5.064 (31)	72.022	
31	195	van LOON Tijmen	NED	4.923 (29)	<b>10.001</b> 5.078 (32)	71.993	
32	120	MARTINEZ CHORRO Alejandro	ESP	4.940 (32)	<b>10.056</b> 5.116 (34)	71.599	
33	206	SPIES Jean	RSA	5.016 (34)	<b>10.097</b> 5.081 (33)	71.308	
34	213	BROWNE Kwesi	TTO	5.007 (33)	<b>10.197</b> 5.190 (35)	70.609	
35	184	MOHD ZONIS Muhammad Fadhil	MAS	6.795 (35)	<b>10.225</b> 3.430 (1)	70.416	

**Progression rule:**

Top 4 riders qualify for 1/8 Finals. 5th to 28th places qualify for 1/16 Finals.

**LEGEND**

**Q** Qualified

**HOST PARTNERS**



**MAIN PARTNERS**



**OFFICIAL PARTNERS**



**OFFICIAL SUPPLIERS**



2-9 August 2023

Communiqué no. 37

**Men Elite Sprint / Vitesse hommes élités  
Qualification / Qualifications  
Start List / Liste de départ**

Sat 5 Aug 2023 - Race distance: 200m flying start (3.5 laps)

<b>World Record</b>	9.100 NICHOLAS Paul	TTO Cochabamba (BOL)	4 SEP 2019
---------------------	---------------------	----------------------	------------

Heat	Race Number	Name	NAT	Time
1	184	MOHD ZONIS Muhammad Fadhil	MAS	_____
2	213	BROWNE Kwesi	TTO	_____
3	206	SPIES Jean	RSA	_____
4	196	DAKIN Sam	NZL	_____
5	148	WEINRICH Willy Leonhard	GER	_____
6	138	TRUMAN Joseph	GBR	_____
7	98	ORTEGA FONTALVO Cristian David	COL	_____
8	195	van LOON Tijmen	NED	_____
9	212	ANGSUTHASAWIT Jai	THA	_____
10	175	TERASAKI Kohei	JPN	_____
11	79	DODYK Ryan	CAN	_____
12	120	MARTINEZ CHORRO Alejandro	ESP	_____
13	203	SARNECKI Rafal	POL	_____
14	168	PREDOMO Mattia	ITA	_____
15	102	ČECHMAN Martin	CZE	_____
16	192	HOOGLAND Jeffrey	NED	_____
17	150	SZALONTAY Sandor	HUN	_____
18	180	LENDEL Vasilijus	LTU	_____
19	186	SAHROM Muhammad Shah Firdaus	MAS	_____
20	86	WAMMES Nick	CAN	_____
21	68	GLAETZER Matthew	AUS	_____
22	142	DORNBACH Maximilian	GER	_____
23	67	CORNISH Thomas	AUS	_____
24	132	CARLIN Jack	GBR	_____
25	209	TJON EN FA Jair	SUR	_____
26	214	PAUL Nicholas	TTO	_____
27	130	VIGIER Sebastien	FRA	_____
28	99	QUINTERO CHAVARRO Kevin Santiago	COL	_____
29	127	HELAL Rayan	FRA	_____
30	174	OTA Kaiya	JPN	_____
31	182	AWANG Mohd Azizulhasni	MAS	_____
32	158	YAKOVLEV Mikhail	ISR	_____
33	202	RUDYK Mateusz	POL	_____

**HOST PARTNERS**



**MAIN PARTNERS**



**OFFICIAL PARTNERS**



**OFFICIAL SUPPLIERS**





**Men Elite Sprint / Vitesse hommes élités  
Qualification / Qualifications  
Start List / Liste de départ**

Sat 5 Aug 2023 - Race distance: 200m flying start (3.5 laps)

Heat	Race Number	Name	NAT	Time
34	71	RICHARDSON Matthew	AUS	_____
35	193	LAVREYSEN Harrie	NED	_____

**Progression rule:**

Top 4 riders qualify for 1/8 Finals. 5th to 28th places qualify for 1/16 Finals.

**HOST PARTNERS**



**MAIN PARTNERS**



**OFFICIAL PARTNERS**



**OFFICIAL SUPPLIERS**



Men Elite Keirin / Keirin hommes élités

Final Classification / Classement final

Wed 9 Aug 2023 - Race distance: 6 laps

Rank	Race Number	Name	NAT	Time Behind
------	-------------	------	-----	-------------

**For Gold**

200m Time: 9.889  
Average Speed: 72.808km/h

GOLD	99	QUINTERO CHAVARRO Kevin Santiago	COL	
SILVER	71	RICHARDSON Matthew	AUS	+0.214
BRONZE	172	NAKANO Shinji	JPN	+0.252
4	193	LAVREYSEN Harrie	NED	+0.329
5	132	CARLIN Jack	GBR	+0.397
6	192	HOOGLAND Jeffrey	NED	+0.622

**For Places 7-12**

200m Time: 10.047  
Average Speed: 71.663km/h

7	68	GLAETZER Matthew	AUS	
8	174	OTA Kaiya	JPN	+0.006
9	182	AWANG Mohd Azizulhasni	MAS	+0.091
10	67	CORNISH Thomas	AUS	+0.375
11	158	YAKOVLEV Mikhail	ISR	+0.383
12	139	TURNBULL Hamish	GBR	+0.534

**Did not qualify for Semi-finals**

13	130	VIGIER Sebastien	FRA	
13	196	DAKIN Sam	NZL	
13	209	TJON EN FA Jair	SUR	
16	142	DORNBACH Maximilian	GER	
16	145	JURCZYK Marc	GER	
16	195	van LOON Tijmen	NED	

**Did not qualify for Quarter-finals**

19	186	SAHROM Muhammad Shah Firdaus	MAS	
19	206	SPIES Jean	RSA	
19	212	ANGSUTHASAWIT Jai	THA	
19	213	BROWNE Kwesi	TTO	
23	83	HEDGCOCK James	CAN	
23	100	RAMIREZ MORALES Santiago	COL	
23	185	SAHROM Muhammad Ridwan	MAS	
23	214	PAUL Nicholas	TTO	
27	153	ESOW Esow	IND	
27	177	PONOMARYOV Sergey	KAZ	

HOST PARTNERS



MAIN PARTNERS



OFFICIAL PARTNERS



OFFICIAL SUPPLIERS



**Men Elite Keirin / Keirin hommes élités  
Finals / Finales  
Start List / Liste de départ**

Wed 9 Aug 2023 - Race distance: 6 laps

Race Number	Name	NAT
<i>For Places 7-12</i>		
67	CORNISH Thomas	AUS
68	GLAETZER Matthew	AUS
139	TURNBULL Hamish	GBR
158	YAKOVLEV Mikhail	ISR
174	OTA Kaiya	JPN
182	AWANG Mohd Azizulhasni	MAS
<i>For Gold</i>		
71	RICHARDSON Matthew	AUS
99	QUINTERO CHAVARRO Kevin Santiago	COL
132	CARLIN Jack	GBR
172	NAKANO Shinji	JPN
192	HOOGLAND Jeffrey	NED
193	LAVREYSEN Harrie	NED

**HOST PARTNERS**



**MAIN PARTNERS**



**OFFICIAL PARTNERS**



**OFFICIAL SUPPLIERS**



**Men Elite Keirin / Keirin hommes élités**  
**Semi-finals / Demi-finals**  
**Results / Résultats**

Wed 9 Aug 2023 - Race distance: 6 laps

Rank	Race Number	Name	NAT	Time Behind
			200m Time:	10.228
			Average Speed:	70.395km/h
<b>Heat 1</b>				
1	99	QUINTERO CHAVARRO Kevin Santiago	COL	Q
2	132	CARLIN Jack	GBR	+0.001 Q
3	193	LAVREYSEN Harrie	NED	+0.056 Q
4	182	AWANG Mohd Azizulhasni	MAS	+0.089
5	174	OTA Kaiya	JPN	+0.165
6	67	CORNISH Thomas	AUS	+0.218
			200m Time:	10.095
			Average Speed:	71.322km/h
<b>Heat 2</b>				
1	71	RICHARDSON Matthew	AUS	Q
2	172	NAKANO Shinji	JPN	+0.083 Q
3	192	HOOGLAND Jeffrey	NED	+0.135 Q
4	68	GLAETZER Matthew	AUS	+0.161
5	158	YAKOVLEV Mikhail	ISR	+0.294
6	139	TURNBULL Hamish	GBR	+0.582

**Progression rule:**

The first three riders in each heat qualify to final for gold, all other riders advance to the final for places 7-12.

**LEGEND**

Q Qualified

**HOST PARTNERS**



**MAIN PARTNERS**



**OFFICIAL PARTNERS**



**OFFICIAL SUPPLIERS**



**Men Elite Keirin / Keirin hommes élités**  
**Semi-finals / Demi-finals**  
**Start List / Liste de départ**

Wed 9 Aug 2023 - Race distance: 6 laps

Race Number	Name	NAT
<b>Heat 1</b>		
67	CORNISH Thomas	AUS
99	QUINTERO CHAVARRO Kevin Santiago	COL
132	CARLIN Jack	GBR
174	OTA Kaiya	JPN
182	AWANG Mohd Azizulhasni	MAS
193	LAVREYSEN Harrie	NED
<b>Heat 2</b>		
68	GLAETZER Matthew	AUS
71	RICHARDSON Matthew	AUS
139	TURNBULL Hamish	GBR
158	YAKOVLEV Mikhail	ISR
172	NAKANO Shinji	JPN
192	HOOGLAND Jeffrey	NED

**Progression rule:**

The first three riders in each heat qualify to final for gold, all other riders advance to the final for places 7-12.

**HOST PARTNERS**



**MAIN PARTNERS**



**OFFICIAL PARTNERS**



**OFFICIAL SUPPLIERS**



2-9 August 2023

Communiqué no. 55

**Men Elite Keirin / Keirin hommes élités**  
**Quarter-finals / Quarts de finale**  
**Results / Résultats**

Wed 9 Aug 2023 - Race distance: 6 laps

Rank	Race Number	Name	NAT	Time Behind	
			200m Time:	10.250	
			Average Speed:	70.244km/h	
<b>Heat 1</b>					
1	71	RICHARDSON Matthew	AUS		Q
2	132	CARLIN Jack	GBR	+0.009	Q
3	174	OTA Kaiya	JPN	+0.096	Q
4	158	YAKOVLEV Mikhail	ISR	+0.303	Q
5	209	TJON EN FA Jair	SUR	+0.351	
6	195	van LOON Tijmen	NED	+0.470	
			200m Time:	9.896	
			Average Speed:	72.757km/h	
<b>Heat 2</b>					
1	193	LAVREYSEN Harrie	NED		Q
2	99	QUINTERO CHAVARRO Kevin Santiago	COL	+0.027	Q
3	139	TURNBULL Hamish	GBR	+0.156	Q
4	68	GLAETZER Matthew	AUS	+0.170	Q
5	130	VIGIER Sebastien	FRA	+0.282	
6	145	JURCZYK Marc	GER	+0.409	
			200m Time:	10.340	
			Average Speed:	69.632km/h	
<b>Heat 3</b>					
1	192	HOOGLAND Jeffrey	NED		Q
2	172	NAKANO Shinji	JPN		Q
3	67	CORNISH Thomas	AUS	+0.145	Q
4	182	AWANG Mohd Azizulhasni	MAS	+0.228	Q
5	196	DAKIN Sam	NZL	+0.314	
6	142	DORNBACH Maximilian	GER	+1.063	

**Progression rule:**

The first four riders in each heat qualify to the Semifinals.

**LEGEND**

Q Qualified

**HOST PARTNERS**



**MAIN PARTNERS**



**OFFICIAL PARTNERS**



**OFFICIAL SUPPLIERS**



**Men Elite Keirin / Keirin hommes élités**  
**Quarter-finals / Quarts de finale**  
**Start List / Liste de départ**

Wed 9 Aug 2023 - Race distance: 6 laps

Race Number	Name	NAT
<b>Heat 1</b>		
71	RICHARDSON Matthew	AUS
132	CARLIN Jack	GBR
158	YAKOVLEV Mikhail	ISR
174	OTA Kaiya	JPN
195	van LOON Tijmen	NED
209	TJON EN FA Jair	SUR
<b>Heat 2</b>		
68	GLAETZER Matthew	AUS
99	QUINTERO CHAVARRO Kevin Santiago	COL
130	VIGIER Sebastien	FRA
139	TURNBULL Hamish	GBR
145	JURCZYK Marc	GER
193	LAVREYSEN Harrie	NED
<b>Heat 3</b>		
67	CORNISH Thomas	AUS
142	DORNBACH Maximilian	GER
172	NAKANO Shinji	JPN
182	AWANG Mohd Azizulhasni	MAS
192	HOOGLAND Jeffrey	NED
196	DAKIN Sam	NZL

**Progression rule:**

The first four riders in each heat qualify to the Semifinals.

**HOST PARTNERS**



**MAIN PARTNERS**



**OFFICIAL PARTNERS**



**OFFICIAL SUPPLIERS**



2-9 August 2023

Communiqué no. 53

**Men Elite Keirin / Keirin hommes élités**  
**Round 1 Repechage / Repêchage premier tour**  
**Results / Résultats**

Tue 8 Aug 2023 - Race distance: 6 laps

Rank	Race Number	Name	NAT	Time Behind
			200m Time:	9.822
			Average Speed:	73.305km/h
<b>Heat 1</b>				
1	193	LAVREYSEN Harrie	NED	Q
2	196	DAKIN Sam	NZL	+0.340 Q
3	206	SPIES Jean	RSA	+0.377
4	100	RAMIREZ MORALES Santiago	COL	+24.054
			200m Time:	9.816
			Average Speed:	73.350km/h
<b>Heat 2</b>				
1	71	RICHARDSON Matthew	AUS	Q
2	145	JURCZYK Marc	GER	+0.140 Q
3	212	ANGSUTHASAWIT Jai	THA	+0.240
4	83	HEDGCOCK James	CAN	+1.533
			200m Time:	10.126
			Average Speed:	71.104km/h
<b>Heat 3</b>				
1	158	YAKOVLEV Mikhail	ISR	Q
2	67	CORNISH Thomas	AUS	+0.388 Q
3	213	BROWNE Kwesi	TTO	+0.506
4	185	SAHROM Muhammad Ridwan	MAS	+0.522
5	153	ESOW Esow	IND	+0.685
			200m Time:	9.918
			Average Speed:	72.595km/h
<b>Heat 4</b>				
1	130	VIGIER Sebastien	FRA	Q
2	195	van LOON Tijmen	NED	+0.051 Q
3	186	SAHROM Muhammad Shah Firdaus	MAS	+0.123
4	214	PAUL Nicholas	TTO	+0.123
5	177	PONOMARYOV Sergey	KAZ	+0.298

**Progression rule:**

The first two riders in each heat qualify to the Quarterfinals.

**LEGEND**

Q Qualified

**HOST PARTNERS**



**MAIN PARTNERS**



**OFFICIAL PARTNERS**



**OFFICIAL SUPPLIERS**





**Men Elite Keirin / Keirin hommes élités**  
**Round 1 Repechage / Repêchage premier tour**  
**Start List / Liste de départ**

Tue 8 Aug 2023 - Race distance: 6 laps

Race Number	Name	NAT
<b>Heat 1</b>		
100	RAMIREZ MORALES Santiago	COL
193	LAVREYSEN Harrie	NED
196	DAKIN Sam	NZL
206	SPIES Jean	RSA
<b>Heat 2</b>		
71	RICHARDSON Matthew	AUS
83	HEDGCOCK James	CAN
145	JURCZYK Marc	GER
212	ANGSUTHASAWIT Jai	THA
<b>Heat 3</b>		
67	CORNISH Thomas	AUS
153	ESOW Esow	IND
158	YAKOVLEV Mikhail	ISR
185	SAHROM Muhammad Ridwan	MAS
213	BROWNE Kwesi	TTO
<b>Heat 4</b>		
130	VIGIER Sebastien	FRA
177	PONOMARYOV Sergey	KAZ
186	SAHROM Muhammad Shah Firdaus	MAS
195	van LOON Tijmen	NED
214	PAUL Nicholas	TTO

**Progression rule:**

The first two riders in each heat qualify to the Quarterfinals.

**HOST PARTNERS**



**MAIN PARTNERS**



**OFFICIAL PARTNERS**



**OFFICIAL SUPPLIERS**



2-9 August 2023

Communiqué no. 51

**Men Elite Keirin / Keirin hommes élités**  
**Round 1 / Premier tour**  
**Results / Résultats**

Tue 8 Aug 2023 - Race distance: 6 laps

Rank	Race Number	Name	NAT	Time Behind
			200m Time:	9.911
			Average Speed:	72.647km/h
<b>Heat 1</b>				
1	132	CARLIN Jack	GBR	Q
2	172	NAKANO Shinji	JPN	+0.033 Q
3	193	LAVREYSEN Harrie	NED	+0.037
4	185	SAHROM Muhammad Ridwan	MAS	+0.203
5	158	YAKOVLEV Mikhail	ISR	+0.254
			200m Time:	9.783
			Average Speed:	73.597km/h
<b>Heat 2</b>				
1	99	QUINTERO CHAVARRO Kevin Santiago	COL	Q
2	174	OTA Kaiya	JPN	+0.066 Q
3	212	ANGSUTHASAWIT Jai	THA	+0.124
4	71	RICHARDSON Matthew	AUS	+0.192
5	214	PAUL Nicholas	TTO	+0.314
			200m Time:	10.153
			Average Speed:	70.915km/h
<b>Heat 3</b>				
1	182	AWANG Mohd Azizulhasni	MAS	Q
2	139	TURNBULL Hamish	GBR	+0.222 Q
3	177	PONOMARYOV Sergey	KAZ	+0.299
4	196	DAKIN Sam	NZL	+0.373
5	130	VIGIER Sebastien	FRA	+0.412
6	153	ESOW Esow	IND	+0.624
			200m Time:	9.896
			Average Speed:	72.757km/h
<b>Heat 4</b>				
1	209	TJON EN FA Jair	SUR	Q
2	142	DORNBACH Maximilian	GER	+0.158 Q
3	213	BROWNE Kwesi	TTO	+0.205
4	100	RAMIREZ MORALES Santiago	COL	+0.302
5	67	CORNISH Thomas	AUS	+0.663
6	195	van LOON Tijmen	NED	+0.804
			200m Time:	9.728
			Average Speed:	74.013km/h
<b>Heat 5</b>				
1	68	GLAETZER Matthew	AUS	Q
2	192	HOGLAND Jeffrey	NED	+0.028 Q
3	186	SAHROM Muhammad Shah Firdaus	MAS	+0.114
4	145	JURCZYK Marc	GER	+0.529
5	83	HEDGCOCK James	CAN	+0.554
6	206	SPIES Jean	RSA	+0.699

**HOST PARTNERS**



**MAIN PARTNERS**



**OFFICIAL PARTNERS**



**OFFICIAL SUPPLIERS**



**Men Elite Keirin / Keirin hommes élités  
Round 1 / Premier tour  
Results / Résultats**

Tue 8 Aug 2023 - Race distance: 6 laps

Rank	Race Number	Name	NAT	Time Behind
------	-------------	------	-----	-------------

**Progression rule:**

The first two riders in each heat qualify to the Quarterfinals, all other riders advance to the Repechages.

**LEGEND**

Q Qualified

**HOST PARTNERS**



**MAIN PARTNERS**



**OFFICIAL PARTNERS**



**OFFICIAL SUPPLIERS**



**Men Elite Keirin / Keirin hommes élités**  
**Round 1 / Premier tour**  
**Start List / Liste de départ**

Tue 8 Aug 2023 - Race distance: 6 laps

Race Number	Name	NAT
<b>Heat 1</b>		
132	CARLIN Jack	GBR
158	YAKOVLEV Mikhail	ISR
172	NAKANO Shinji	JPN
185	SAHROM Muhammad Ridwan	MAS
193	LAVREYSEN Harrie	NED
<b>Heat 2</b>		
71	RICHARDSON Matthew	AUS
99	QUINTERO CHAVARRO Kevin Santiago	COL
174	OTA Kaiya	JPN
212	ANGSUTHASAWIT Jai	THA
214	PAUL Nicholas	TTO
<b>Heat 3</b>		
130	VIGIER Sebastien	FRA
139	TURNBULL Hamish	GBR
153	ESOW Esow	IND
177	PONOMARYOV Sergey	KAZ
182	AWANG Mohd Azizulhasni	MAS
196	DAKIN Sam	NZL
<b>Heat 4</b>		
67	CORNISH Thomas	AUS
100	RAMIREZ MORALES Santiago	COL
142	DORNBACH Maximilian	GER
195	van LOON Tijmen	NED
209	TJON EN FA Jair	SUR
213	BROWNE Kwesi	TTO
<b>Heat 5</b>		
68	GLAETZER Matthew	AUS
83	HEDGCOCK James	CAN
145	JURCZYK Marc	GER
186	SAHROM Muhammad Shah Firdaus	MAS
192	HOOGLAND Jeffrey	NED
206	SPIES Jean	RSA

**Progression rule:**

The first two riders in each heat qualify to the Quarterfinals, all other riders advance to the Repechages.

**HOST PARTNERS**

**MAIN PARTNERS**

**OFFICIAL PARTNERS**

**OFFICIAL SUPPLIERS**


Men Elite 1Km Time Trial / 1Km Contre la montre hommes élites

Final Classification / Classement final

Tue 8 Aug 2023

<b>World Record</b>	56.303	PERVIS Francois	FRA	Aguascalientes (MEX)	7 DEC 2013
---------------------	--------	-----------------	-----	----------------------	------------

Rank	Race Number	Name	NAT	250m	500m 250-500	750m 500-750	Time 750-1000	Average Speed km/h	
GOLD	1	192	HOOGLAND Jeffrey	NED	17.557 (1) 12.573 (1)	30.130 (1) 13.362 (4)	43.492 (1) 14.730 (6)	<b>58.222</b>	61.832
SILVER	2	68	GLAETZER Matthew	AUS	18.144 (3) 12.650 (2)	30.794 (2) 13.217 (1)	44.011 (2) 14.515 (2)	<b>58.526</b>	61.511
BRONZE	3	67	CORNISH Thomas	AUS	18.122 (2) 12.785 (3)	30.907 (3) 13.325 (3)	44.232 (3) 14.590 (5)	<b>58.822</b>	61.202
	4	138	TRUMAN Joseph	GBR	18.365 (4) 12.820 (4)	31.185 (4) 13.365 (5)	44.550 (4) 14.542 (4)	<b>59.092</b>	60.922
	5	142	DORNBACH Maximilian	GER	18.656 (6) 13.041 (5)	31.697 (6) 13.308 (2)	45.005 (5) 14.240 (1)	<b>59.245</b>	60.765
	6	201	RAJKOWSKI Patryk	POL	18.566 (5) 13.073 (6)	31.639 (5) 13.623 (7)	45.262 (6) 14.834 (8)	<b>1:00.096</b>	59.904
	7	160	BIANCHI Matteo	ITA	18.719 (7) 13.155 (8)	31.874 (8) 13.698 (8)	45.572 (8) 14.527 (3)	<b>1:00.099</b>	59.901
	8	120	MARTINEZ CHORRO Alejandro	ESP	18.762 (8) 13.088 (7)	31.850 (7) 13.538 (6)	45.388 (7) 14.804 (7)	<b>1:00.192</b>	59.809
	9	100	RAMIREZ MORALES Santiago	COL					
	10	92	XUE Chenxi	CHN					
	11	188	RUIZ TERAN Juan	MEX					
	12	128	LANDERNEAU Melvin	FRA					
	13	194	van den BERG Roy	NED					
	14	98	ORTEGA FONTALVO Cristian David	COL					
	15	148	WEINRICH Willy Leonhard	GER					
	16	79	DODYK Ryan	CAN					
	17	197	KERGOZOU de la BOESSIERE Nicholas	NZL					

HOST PARTNERS



MAIN PARTNERS



OFFICIAL PARTNERS



OFFICIAL SUPPLIERS



Men Elite 1Km Time Trial / 1Km Contre la montre hommes élites

Final Classification / Classement final

Tue 8 Aug 2023

Rank	Race Number	Name	NAT	250m	500m 250-500	750m 500-750	Time 750-1000	Average Speed km/h
18	184	MOHD ZONIS Muhammad Fadhil	MAS					
19	103	HYTYCH Matěj	CZE					
20	189	VERDUGO OSUNA Edgar	MEX					
21	121	MORENO SANCHEZ Jose	ESP					
22	205	MYBURGH Johannes	RSA					
23	176	CHUGAY Andrey	KAZ					
24	154	LAITONJAM Ronaldo	IND					
25	114	HASSAN Hussein	EGY					

HOST PARTNERS



MAIN PARTNERS



OFFICIAL PARTNERS



OFFICIAL SUPPLIERS



2-9 August 2023

**Men Elite 1Km Time Trial / 1Km Contre la montre hommes élités**  
**Final / Finale**  
**Race Analysis / Analyse de la course**

Heat 1					Heat 2				
120 MARTINEZ CHORRO Alejandro - ESP				Lap	160 BIANCHI Matteo - ITA				
Distance	Time	Rank	Lap Time		Distance	Time	Rank	Lap Time	
125m	11.706	7		1	125m	11.710	8		
250m	18.762	8	18.762		250m	18.719	7	18.719	
375m	25.339	8		2	375m	25.335	7		
500m	31.850	7	13.088		500m	31.874	8	13.155	
625m	38.510	7		3	625m	38.610	8		
750m	45.388	7	13.538		750m	45.572	8	13.698	
875m	52.587	7		4	875m	52.744	8		
1000m	1:00.192	8	14.804		1000m	1:00.099	7	14.527	

Heat 3					Heat 4				
201 RAJKOWSKI Patryk - POL				Lap	138 TRUMAN Joseph - GBR				
Distance	Time	Rank	Lap Time		Distance	Time	Rank	Lap Time	
125m	11.673	6		1	125m	11.496	4		
250m	18.566	5	18.566		250m	18.365	4	18.365	
375m	25.095	5		2	375m	24.788	4		
500m	31.639	5	13.073		500m	31.185	4	12.820	
625m	38.326	6		3	625m	37.757	4		
750m	45.262	6	13.623		750m	44.550	4	13.365	
875m	52.510	6		4	875m	51.629	4		
1000m	1:00.096	6	14.834		1000m	59.092	4	14.542	

Heat 5					Heat 6				
142 DORNBAACH Maximilian - GER				Lap	67 CORNISH Thomas - AUS				
Distance	Time	Rank	Lap Time		Distance	Time	Rank	Lap Time	
125m	11.638	5		1	125m	11.279	2		
250m	18.656	6	18.656		250m	18.122	2	18.122	
375m	25.229	6		2	375m	24.530	3		
500m	31.697	6	13.041		500m	30.907	3	12.785	
625m	38.252	5		3	625m	37.449	3		
750m	45.005	5	13.308		750m	44.232	3	13.325	
875m	51.988	5		4	875m	51.350	3		
1000m	59.245	5	14.240		1000m	58.822	3	14.590	

Heat 7					Heat 8				
68 GLAETZER Matthew - AUS				Lap	192 HOOGLAND Jeffrey - NED				
Distance	Time	Rank	Lap Time		Distance	Time	Rank	Lap Time	
125m	11.478	3		1	125m	10.969	1		
250m	18.144	3	18.144		250m	17.557	1	17.557	
375m	24.479	2		2	375m	23.837	1		
500m	30.794	2	12.650		500m	30.130	1	12.573	
625m	37.256	2		3	625m	36.651	1		
750m	44.011	2	13.217		750m	43.492	1	13.362	
875m	51.102	2		4	875m	50.672	1		
1000m	58.526	2	14.515		1000m	58.222	1	14.730	

**HOST PARTNERS**



**MAIN PARTNERS**



**OFFICIAL PARTNERS**



**OFFICIAL SUPPLIERS**



**Men Elite 1Km Time Trial / 1Km Contre la montre hommes élités**  
**Final / Finale**  
**Start List / Liste de départ**

Tue 8 Aug 2023 - Race distance: 1000m

<b>World Record</b>	56.303 PERVIS Francois	FRA	Aguascalientes (MEX)	7 DEC 2013
---------------------	------------------------	-----	----------------------	------------

Order	Race Number	Name	NAT	Time
1	120	MARTINEZ CHORRO Alejandro	ESP	_____
2	160	BIANCHI Matteo	ITA	_____
3	201	RAJKOWSKI Patryk	POL	_____
4	138	TRUMAN Joseph	GBR	_____
5	142	DORNBACH Maximilian	GER	_____
6	67	CORNISH Thomas	AUS	_____
7	68	GLAETZER Matthew	AUS	_____
8	192	HOOGLAND Jeffrey	NED	_____

**HOST PARTNERS**



**MAIN PARTNERS**



**OFFICIAL PARTNERS**



**OFFICIAL SUPPLIERS**





2-9 August 2023

Communiqué no. 61

**Men Elite 1Km Time Trial / 1Km Contre la montre hommes élites**  
**Qualification / Qualifications**  
**Results / Résultats**

Tue 8 Aug 2023 - Race distance: 1000m

<b>World Record</b>	56.303 PERVIS Francois	FRA	Aguascalientes (MEX)	7 DEC 2013
---------------------	------------------------	-----	----------------------	------------

Rank	Race Number	Name	NAT	250m	500m 250-500	750m 500-750	Time 750-1000	Average Speed km/h	
1	192	HOOGLAND Jeffrey	NED	17.527 (1)	30.090 (1) 12.563 (1)	43.378 (1) 13.288 (2)	<b>57.971</b> 14.593 (5)	62.100	Q
2	68	GLAETZER Matthew	AUS	18.328 (5)	30.913 (2) 12.585 (2)	44.096 (2) 13.183 (1)	<b>58.572</b> 14.476 (4)	61.463	Q
3	67	CORNISH Thomas	AUS	18.167 (3)	31.095 (4) 12.928 (7)	44.515 (3) 13.420 (5)	<b>58.798</b> 14.283 (3)	61.227	Q
4	142	DORNBACH Maximilian	GER	18.773 (12)	31.954 (12) 13.181 (13)	45.249 (10) 13.295 (3)	<b>59.391</b> 14.142 (1)	60.615	Q
5	138	TRUMAN Joseph	GBR	18.436 (7)	31.310 (5) 12.874 (4)	44.746 (4) 13.436 (6)	<b>59.507</b> 14.761 (10)	60.497	Q
6	201	RAJKOWSKI Patryk	POL	18.675 (10)	31.711 (10) 13.036 (9)	45.214 (9) 13.503 (9)	<b>59.889</b> 14.675 (7)	60.111	Q
7	160	BIANCHI Matteo	ITA	18.270 (4)	31.345 (6) 13.075 (11)	45.053 (6) 13.708 (14)	<b>59.911</b> 14.858 (13)	60.089	Q
8	120	MARTINEZ CHORRO Alejandro	ESP	18.684 (11)	31.598 (8) 12.914 (6)	45.055 (7) 13.457 (7)	<b>1:00.183</b> 15.128 (16)	59.818	Q
9	100	RAMIREZ MORALES Santiago	COL	19.163 (15)	32.049 (13) 12.886 (5)	45.434 (12) 13.385 (4)	<b>1:00.199</b> 14.765 (11)	59.802	
10	92	XUE Chenxi	CHN	18.581 (9)	31.659 (9) 13.078 (12)	45.367 (11) 13.708 (14)	<b>1:00.310</b> 14.943 (14)	59.692	
11	188	RUIZ TERAN Juan	MEX	18.377 (6)	31.421 (7) 13.044 (10)	45.124 (8) 13.703 (13)	<b>1:00.357</b> 15.233 (18)	59.645	
12	128	LANDERNEAU Melvin	FRA	19.051 (13)	32.255 (14) 13.204 (14)	45.812 (14) 13.557 (11)	<b>1:00.495</b> 14.683 (9)	59.509	
13	194	van den BERG Roy	NED	18.109 (2)	30.974 (3) 12.865 (3)	44.882 (5) 13.908 (20)	<b>1:00.530</b> 15.648 (22)	59.475	
14	98	ORTEGA FONTALVO Cristian David	COL	19.341 (19)	32.362 (15) 13.021 (8)	45.864 (15) 13.502 (8)	<b>1:00.539</b> 14.675 (7)	59.466	
15	148	WEINRICH Willy Leonhard	GER	18.491 (8)	31.815 (11) 13.324 (16)	45.678 (13) 13.863 (18)	<b>1:00.729</b> 15.051 (15)	59.280	
16	79	DODYK Ryan	CAN	19.234 (17)	32.529 (17) 13.295 (15)	46.117 (16) 13.588 (12)	<b>1:00.775</b> 14.658 (6)	59.235	
17	197	KERGOZOU de la BOESSIERE Nicholas	NZL	19.652 (21)	33.101 (21) 13.449 (21)	46.639 (20) 13.538 (10)	<b>1:00.821</b> 14.182 (2)	59.190	

**HOST PARTNERS**



**MAIN PARTNERS**



**OFFICIAL PARTNERS**



**OFFICIAL SUPPLIERS**



**Men Elite 1Km Time Trial / 1Km Contre la montre hommes élites**  
**Qualification / Qualifications**  
**Results / Résultats**

Tue 8 Aug 2023 - Race distance: 1000m

Rank	Race Number	Name	NAT	250m	500m 250-500	750m 500-750	Time 750-1000	Average Speed km/h
18	184	MOHD ZONIS Muhammad Fadhil	MAS	19.326 (18)	32.738 (19) 13.412 (19)	46.597 (19) 13.859 (17)	<b>1:01.409</b> 14.812 (12)	58.623
19	103	HYTYCH Matěj	CZE	19.181 (16)	32.507 (16) 13.326 (17)	46.330 (17) 13.823 (16)	<b>1:01.626</b> 15.296 (20)	58.417
20	189	VERDUGO OSUNA Edgar	MEX	19.444 (20)	32.817 (20) 13.373 (18)	46.695 (21) 13.878 (19)	<b>1:01.823</b> 15.128 (16)	58.231
21	121	MORENO SANCHEZ Jose	ESP	19.141 (14)	32.556 (18) 13.415 (20)	46.556 (18) 14.000 (21)	<b>1:01.950</b> 15.394 (21)	58.111
22	205	MYBURGH Johannes	RSA	20.354 (23)	34.054 (23) 13.700 (22)	48.054 (22) 14.000 (21)	<b>1:03.287</b> 15.233 (18)	56.884
23	176	CHUGAY Andrey	KAZ	19.908 (22)	33.794 (22) 13.886 (23)	48.219 (23) 14.425 (24)	<b>1:04.185</b> 15.966 (24)	56.088
24	154	LAITONJAM Ronaldo	IND	20.443 (24)	34.374 (24) 13.931 (24)	48.761 (24) 14.387 (23)	<b>1:04.418</b> 15.657 (23)	55.885
25	114	HASSAN Hussein	EGY	20.560 (25)	34.885 (25) 14.325 (25)	50.031 (25) 15.146 (25)	<b>1:06.755</b> 16.724 (25)	53.929

**Progression rule:**

Top 8 riders qualify for final.

**LEGEND**

**Q** Qualified

**HOST PARTNERS**



**MAIN PARTNERS**



**OFFICIAL PARTNERS**



**OFFICIAL SUPPLIERS**



2-9 August 2023

**Men Elite 1Km Time Trial / 1Km Contre la montre hommes élités**  
**Qualification / Qualifications**  
**Race Analysis / Analyse de la course**

**Heat 1**

194 van den BERG Roy - NED				Lap	
Distance	Time	Rank	Lap Time		
125m	11.311	2			125m
250m	18.109	2	18.109	1	250m
375m	24.503	2			375m
500m	30.974	3	12.865	2	500m
625m	37.725	4			625m
750m	44.882	5	13.908	3	750m
875m	52.486	9			875m
1000m	1:00.530	13	15.648	4	1000m

**Heat 2**

103 HYTYCH Matěj - CZE				Lap	121 MORENO SANCHEZ Jose - ESP			
Distance	Time	Rank	Lap Time		Distance	Time	Rank	Lap Time
125m	11.980	13			125m	12.048	16	
250m	19.181	16	19.181	1	250m	19.141	14	19.141
375m	25.883	17			375m	25.870	15	
500m	32.507	16	13.326	2	500m	32.556	18	13.415
625m	39.271	17			625m	39.415	18	
750m	46.330	17	13.823	3	750m	46.556	18	14.000
875m	53.777	18			875m	54.072	20	
1000m	1:01.626	19	15.296	4	1000m	1:01.950	21	15.394

**Heat 3**

138 TRUMAN Joseph - GBR				Lap	189 VERDUGO OSUNA Edgar - MEX			
Distance	Time	Rank	Lap Time		Distance	Time	Rank	Lap Time
125m	11.561	7			125m	12.239	19	
250m	18.436	7	18.436	1	250m	19.444	20	19.444
375m	24.887	6			375m	26.144	20	
500m	31.310	5	12.874	2	500m	32.817	20	13.373
625m	37.897	5			625m	39.630	20	
750m	44.746	4	13.436	3	750m	46.695	21	13.878
875m	51.930	4			875m	54.104	21	
1000m	59.507	5	14.761	4	1000m	1:01.823	20	15.128

**Heat 4**

176 CHUGAY Andrey - KAZ				Lap	114 HASSAN Hussein - EGY			
Distance	Time	Rank	Lap Time		Distance	Time	Rank	Lap Time
125m	12.495	22			125m	12.999	25	
250m	19.908	22	19.908	1	250m	20.560	25	20.560
375m	26.873	22			375m	27.734	25	
500m	33.794	22	13.886	2	500m	34.885	25	14.325
625m	40.849	22			625m	42.283	25	
750m	48.219	23	14.425	3	750m	50.031	25	15.146
875m	55.992	23			875m	58.204	25	
1000m	1:04.185	23	15.966	4	1000m	1:06.755	25	16.724

**HOST PARTNERS**



**MAIN PARTNERS**



**OFFICIAL PARTNERS**



**OFFICIAL SUPPLIERS**



2-9 August 2023

**Men Elite 1Km Time Trial / 1Km Contre la montre hommes élites**  
**Qualification / Qualifications**  
**Race Analysis / Analyse de la course**

**Heat 5**

68 GLAETZER Matthew - AUS					92 XUE Chenxi - CHN				
Distance	Time	Rank	Lap Time	Lap	Distance	Time	Rank	Lap Time	
125m	11.671	9			125m	11.664	8		
250m	18.328	5	18.328	1	250m	18.581	9	18.581	
375m	24.625	3			375m	25.112	8		
500m	30.913	2	12.585	2	500m	31.659	9	13.078	
625m	37.372	2			625m	38.393	10		
750m	44.096	2	13.183	3	750m	45.367	11	13.708	
875m	51.158	2			875m	52.653	12		
1000m	58.572	2	14.476	4	1000m	1:00.310	10	14.943	

**Heat 6**

67 CORNISH Thomas - AUS					188 RUIZ TERAN Juan - MEX				
Distance	Time	Rank	Lap Time	Lap	Distance	Time	Rank	Lap Time	
125m	11.319	3			125m	11.458	5		
250m	18.167	3	18.167	1	250m	18.377	6	18.377	
375m	24.633	4			375m	24.903	7		
500m	31.095	4	12.928	2	500m	31.421	7	13.044	
625m	37.705	3			625m	38.126	7		
750m	44.515	3	13.420	3	750m	45.124	8	13.703	
875m	51.538	3			875m	52.525	10		
1000m	58.798	3	14.283	4	1000m	1:00.357	11	15.233	

**Heat 7**

154 LAITONJAM Ronaldo - IND					148 WEINRICH Willy Leonhard - GER				
Distance	Time	Rank	Lap Time	Lap	Distance	Time	Rank	Lap Time	
125m	12.811	23			125m	11.533	6		
250m	20.443	24	20.443	1	250m	18.491	8	18.491	
375m	27.423	24			375m	25.170	10		
500m	34.374	24	13.931	2	500m	31.815	11	13.324	
625m	41.455	24			625m	38.622	13		
750m	48.761	24	14.387	3	750m	45.678	13	13.863	
875m	56.457	24			875m	53.059	15		
1000m	1:04.418	24	15.657	4	1000m	1:00.729	15	15.051	

**Heat 8**

201 RAJKOWSKI Patryk - POL					205 MYBURGH Johannes - RSA				
Distance	Time	Rank	Lap Time	Lap	Distance	Time	Rank	Lap Time	
125m	11.784	12			125m	12.981	24		
250m	18.675	10	18.675	1	250m	20.354	23	20.354	
375m	25.201	11			375m	27.270	23		
500m	31.711	10	13.036	2	500m	34.054	23	13.700	
625m	38.345	9			625m	40.937	23		
750m	45.214	9	13.503	3	750m	48.054	22	14.000	
875m	52.373	7			875m	55.509	22		
1000m	59.889	6	14.675	4	1000m	1:03.287	22	15.233	

**HOST PARTNERS**



**MAIN PARTNERS**



**OFFICIAL PARTNERS**



**OFFICIAL SUPPLIERS**



2-9 August 2023

**Men Elite 1Km Time Trial / 1Km Contre la montre hommes élités**  
**Qualification / Qualifications**  
**Race Analysis / Analyse de la course**

**Heat 9**

100 RAMIREZ MORALES Santiago - COL				Lap	79 DODYK Ryan - CAN			
Distance	Time	Rank	Lap Time		Distance	Time	Rank	Lap Time
125m	12.178	17			125m	12.044	15	
250m	19.163	15	19.163	1	250m	19.234	17	19.234
375m	25.631	13			375m	25.969	18	
500m	32.049	13	12.886	2	500m	32.529	17	13.295
625m	38.618	12			625m	39.234	16	
750m	45.434	12	13.385	3	750m	46.117	16	13.588
875m	52.592	11			875m	53.286	16	
1000m	1:00.199	9	14.765	4	1000m	1:00.775	16	14.658

**Heat 10**

98 ORTEGA FONTALVO Cristian David - COL				Lap	184 MOHD ZONIS Muhammad Fadhil - MAS			
Distance	Time	Rank	Lap Time		Distance	Time	Rank	Lap Time
125m	12.290	20			125m	12.204	18	
250m	19.341	19	19.341	1	250m	19.326	18	19.326
375m	25.872	16			375m	26.050	19	
500m	32.362	15	13.021	2	500m	32.738	19	13.412
625m	39.003	15			625m	39.568	19	
750m	45.864	15	13.502	3	750m	46.597	19	13.859
875m	53.053	14			875m	53.855	19	
1000m	1:00.539	14	14.675	4	1000m	1:01.409	18	14.812

**Heat 11**

160 BIANCHI Matteo - ITA				Lap	197 KERGOZOU de la BOESSIERE Nicholas -			
Distance	Time	Rank	Lap Time		Distance	Time	Rank	Lap Time
125m	11.355	4			125m	12.392	21	
250m	18.270	4	18.270	1	250m	19.652	21	19.652
375m	24.817	5			375m	26.455	21	
500m	31.345	6	13.075	2	500m	33.101	21	13.449
625m	38.070	6			625m	39.804	21	
750m	45.053	6	13.708	3	750m	46.639	20	13.538
875m	52.341	6			875m	53.634	17	
1000m	59.911	7	14.858	4	1000m	1:00.821	17	14.182

**Heat 12**

128 LANDERNEAU Melvin - FRA				Lap	142 DORNBAACH Maximilian - GER			
Distance	Time	Rank	Lap Time		Distance	Time	Rank	Lap Time
125m	11.993	14			125m	11.702	10	
250m	19.051	13	19.051	1	250m	18.773	12	18.773
375m	25.678	14			375m	25.409	12	
500m	32.255	14	13.204	2	500m	31.954	12	13.181
625m	38.930	14			625m	38.536	11	
750m	45.812	14	13.557	3	750m	45.249	10	13.295
875m	52.972	13			875m	52.185	5	
1000m	1:00.495	12	14.683	4	1000m	59.391	4	14.142

**HOST PARTNERS**



**MAIN PARTNERS**



**OFFICIAL PARTNERS**



**OFFICIAL SUPPLIERS**



2-9 August 2023

**Men Elite 1Km Time Trial / 1Km Contre la montre hommes élités**  
**Qualification / Qualifications**  
**Race Analysis / Analyse de la course**

**Heat 13**

192 HOOGLAND Jeffrey - NED				Lap	120 MARTINEZ CHORRO Alejandro - ESP			
Distance	Time	Rank	Lap Time		Distance	Time	Rank	Lap Time
125m	10.952	1			125m	11.754	11	
250m	17.527	1	17.527	1	250m	18.684	11	18.684
375m	23.781	1			375m	25.166	9	
500m	30.090	1	12.563	2	500m	31.598	8	12.914
625m	36.587	1			625m	38.173	8	
750m	43.378	1	13.288	3	750m	45.055	7	13.457
875m	50.495	1			875m	52.376	8	
1000m	57.971	1	14.593	4	1000m	1:00.183	8	15.128

**HOST PARTNERS**



**MAIN PARTNERS**



**OFFICIAL PARTNERS**



**OFFICIAL SUPPLIERS**



**Men Elite 1Km Time Trial / 1Km Contre la montre hommes élités**  
**Qualification / Qualifications**  
**Start List / Liste de départ**

Tue 8 Aug 2023 - Race distance: 1000m

<b>World Record</b>	56.303 PERVIS Francois	FRA Aguascalientes (MEX)	7 DEC 2013
---------------------	------------------------	--------------------------	------------

Heat	Race Number	Name	NAT	Time
1	194	van den BERG Roy	NED	_____
2	103	HYTYCH Matěj	CZE	_____
	121	MORENO SANCHEZ Jose	ESP	_____
3	138	TRUMAN Joseph	GBR	_____
	189	VERDUGO OSUNA Edgar	MEX	_____
4	176	CHUGAY Andrey	KAZ	_____
	114	HASSAN Hussein	EGY	_____
5	68	GLAETZER Matthew	AUS	_____
	92	XUE Chenxi	CHN	_____
6	67	CORNISH Thomas	AUS	_____
	188	RUIZ TERAN Juan	MEX	_____
7	154	LAITONJAM Ronaldo	IND	_____
	148	WEINRICH Willy Leonhard	GER	_____
8	201	RAJKOWSKI Patryk	POL	_____
	205	MYBURGH Johannes	RSA	_____
9	100	RAMIREZ MORALES Santiago	COL	_____
	79	DODYK Ryan	CAN	_____
10	98	ORTEGA FONTALVO Cristian David	COL	_____
	184	MOHD ZONIS Muhammad Fadhil	MAS	_____
11	160	BIANCHI Matteo	ITA	_____
	197	KERGOZOU de la BOESSIERE Nicholas	NZL	_____
12	128	LANDERNEAU Melvin	FRA	_____
	142	DORNBACH Maximilian	GER	_____
13	192	HOOGLAND Jeffrey	NED	_____
	120	MARTINEZ CHORRO Alejandro	ESP	_____

**Progression rule:**

Top 8 riders qualify for final.

**HOST PARTNERS**



**MAIN PARTNERS**



**OFFICIAL PARTNERS**



**OFFICIAL SUPPLIERS**



**Men Elite Team Pursuit / Poursuite par équipe hommes élites**

**Final Classification / Classement final**

Sat 5 Aug 2023

<b>World Record</b>	3:42.032	ITA - Italy	Tokyo (JPN)	3 AUG 2021
---------------------	----------	-------------	-------------	------------

Rank	NAT / Name	1000m	2000m 1000-2000	3000m 2000-3000	Time 3000-4000	Average Speed km/h
<b>For Gold</b>						
<b>GOLD</b>	<b>1 DEN - Denmark</b>	1:01.666	1:55.263	2:49.511	<b>3:45.161</b>	63.954
	10 LARSEN Niklas (X)		53.597	54.248	55.650	
	107 BEVORT Carl-Frederik					
	108 LETH Lasse					
	111 PEDERSEN Rasmus					
	109 MADSEN Frederik (R)					
<b>SILVER</b>	<b>2 ITA - Italy</b>	1:01.164	1:55.244	2:50.975	<b>3:47.396</b>	63.326
	162 GANNA Filippo		54.080	55.731	56.421	
	163 LAMON Francesco					
	164 MILAN Jonathan					
	165 MORO Manlio (X)					
	21 CONSONNI Simone (R)					
<b>For Bronze</b>						
<b>BRONZE</b>	<b>3 NZL - New Zealand</b>	1:02.708	1:57.445	2:52.665		
	30 GATE Aaron		54.737	55.220		
	31 STEWART Campbell					
	62 SEXTON Thomas					
	197 KERGOZOU de la BOESSIERE Nicholas (X)					
	<b>4 AUS - Australia</b>	1:05.668	2:00.685	2:57.006	<b>OVL</b>	
	1 BLEDDYN Oliver		55.017	56.321		
	2 O BRIEN Kelland					
	45 DUFFY Joshua (X)					
	72 WELSFORD Samuel					
	70 LEAHY Conor (R)					
<b>Placed after First Round</b>						
	<b>5 FRA - France</b>					
	13 THOMAS Benjamin					
	124 DENIS Thomas					
	125 ERMENAULT Corentin					
	129 TABELLION Valentin					
	<b>6 CAN - Canada</b>					
	8 GUILLEMETTE Mathias					
	81 FOLEY Michael					
	82 GEE Derek					
	84 MATTERN Carson					
	7 BIBIC Dylan (R)					
	<b>7 GER - Germany</b>					
	55 REINHARDT Theo					
	141 BUCK-GRAMCKO Tobias					
	143 EILERS Joachim					
	144 GROSS Felix					
	140 BOOS Benjamin (R)					

**HOST PARTNERS**



**MAIN PARTNERS**



**OFFICIAL PARTNERS**



**OFFICIAL SUPPLIERS**





**Men Elite Team Pursuit / Poursuite par équipe hommes élites**

**Final Classification / Classement final**

Sat 5 Aug 2023

Rank	NAT / Name	1000m	2000m 1000-2000	3000m 2000-3000	Time 3000-4000	Average Speed km/h
<b>8</b>	<b>JPN - Japan</b>					
	23 HASHIMOTO Eiya					
	58 KUBOKI Kazushige					
	169 KOJIMA Naoki					
	170 MATSUDA Shoi					
<i>Did not qualify for Round 1</i>						
<b>9</b>	<b>BEL - Belgium</b>					
	48 POLLEFLIET Gianluca					
	75 BERNARD Thibaut					
	76 DENS Tuur					
	78 VANDENBRANDEN Noah					
<b>10</b>	<b>CHN - China</b>					
	90 SUN Haijiao					
	91 SUN Wentao					
	93 YANG Yang					
	94 ZHANG Haiao					
<b>11</b>	<b>SUI - Switzerland</b>					
	37 THIEBAUD Valere					
	38 VITZTHUM Simon					
	65 IMHOF Claudio					
	208 VOGEL Alex					
<b>12</b>	<b>USA - United States</b>					
	41 HOOVER Gavin					
	42 LANGE Colby					
	217 JOHNSON Anders					
	218 KOONTZ Grant					
<b>13</b>	<b>ESP - Spain</b>					
	116 BENNASSAR ROSSELLO Francesc					
	117 BENNASSAR ROSSELLO Joan Marti					
	118 GARAIAR PIKABEA Benat					
	122 NAVAS MARCHAL Alvaro					
	<b>GBR - Great Britain</b>					DNF
	15 WOOD Oliver					
	54 VERNON Ethan					
	131 BIGHAM Daniel					
	137 TANFIELD Charlie					

**LEGEND**

**DNF** Did Not Finish **OVL** Overlapped **R** Replaced **X** Rider pulled out before the finish

**HOST PARTNERS**



**MAIN PARTNERS**



**OFFICIAL PARTNERS**



**OFFICIAL SUPPLIERS**



2-9 August 2023

**Men Elite Team Pursuit / Poursuite par équipe hommes élites**  
**Finals / Finales**  
**Race Analysis / Analyse de la course**

For Gold

DEN - Denmark				Lap	ITA - Italy			
Distance	Time	Rank	Lap Time		Distance	Time	Rank	Lap Time
125m	13.375	2			125m	13.162	1	
250m	21.050	2	21.050	1	250m	20.736	1	20.736
375m	28.083	2			375m	27.709	1	
500m	34.890	2	13.840	2	500m	34.381	1	13.645
625m	41.633	2			625m	41.096	1	
750m	48.426	2	13.536	3	750m	47.698	1	13.317
875m	55.039	2			875m	54.356	1	
1000m	1:01.666	2	13.240	4	1000m	1:01.164	1	13.466
1125m	1:08.271	2			1125m	1:07.843	1	
1250m	1:15.000	2	13.334	5	1250m	1:14.485	1	13.321
1375m	1:21.651	2			1375m	1:21.206	1	
1500m	1:28.313	2	13.313	6	1500m	1:28.065	1	13.580
1625m	1:34.994	2			1625m	1:34.823	1	
1750m	1:41.823	2	13.510	7	1750m	1:41.618	1	13.553
1875m	1:48.575	2			1875m	1:48.429	1	
2000m	1:55.263	2	13.440	8	2000m	1:55.244	1	13.626
2125m	2:01.939	1			2125m	2:02.067	2	
2250m	2:08.736	1	13.473	9	2250m	2:09.031	2	13.787
2375m	2:15.447	1			2375m	2:16.028	2	
2500m	2:22.324	1	13.588	10	2500m	2:23.111	2	14.080
2625m	2:29.078	1			2625m	2:30.075	2	
2750m	2:35.835	1	13.511	11	2750m	2:37.019	2	13.908
2875m	2:42.728	1			2875m	2:43.983	2	
3000m	2:49.511	1	13.676	12	3000m	2:50.975	2	13.956
3125m	2:56.341	1			3125m	2:58.158	2	
3250m	3:03.317	1	13.806	13	3250m	3:05.157	2	14.182
3375m	3:10.141	1			3375m	3:12.164	2	
3500m	3:17.011	1	13.694	14	3500m	3:19.118	2	13.961
3625m	3:23.873	1			3625m	3:26.100	2	
3750m	3:30.837	1	13.826	15	3750m	3:33.158	2	14.040
3875m	3:37.916	1			3875m	3:40.248	2	
4000m	3:45.161	1	14.324	16	4000m	3:47.396	2	14.238

**HOST PARTNERS**



**MAIN PARTNERS**



**OFFICIAL PARTNERS**



**OFFICIAL SUPPLIERS**



2-9 August 2023

**Men Elite Team Pursuit / Poursuite par équipe hommes élites**  
**Finals / Finales**  
**Race Analysis / Analyse de la course**

**For Bronze**

NZL - New Zealand					AUS - Australia				
Distance	Time	Rank	Lap Time	Lap	Distance	Time	Rank	Lap Time	
125m	13.383	3			125m	15.878	4		
250m	21.218	3	21.218	1	250m	23.746	4	23.746	
375m	28.436	3			375m	30.956	4		
500m	35.302	3	14.084	2	500m	37.901	4	14.155	
625m	42.149	3			625m	44.870	4		
750m	48.947	3	13.645	3	750m	51.837	4	13.936	
875m	55.793	3			875m	58.871	4		
1000m	1:02.708	3	13.761	4	1000m	1:05.668	4	13.831	
1125m	1:09.714	3			1125m	1:12.415	4		
1250m	1:16.559	3	13.851	5	1250m	1:19.280	4	13.612	
1375m	1:23.377	3			1375m	1:26.104	4		
1500m	1:30.277	3	13.718	6	1500m	1:32.952	4	13.672	
1625m	1:37.057	3			1625m	1:39.924	4		
1750m	1:43.861	3	13.584	7	1750m	1:46.796	4	13.844	
1875m	1:50.647	3			1875m	1:53.736	4		
2000m	1:57.445	3	13.584	8	2000m	2:00.685	4	13.889	
2125m	2:04.287	3			2125m	2:07.826	4		
2250m	2:11.051	3	13.606	9	2250m	2:14.789	4	14.104	
2375m	2:17.952	3			2375m	2:21.743	4		
2500m	2:24.817	3	13.766	10	2500m	2:28.736	4	13.947	
2625m	2:31.754	3			2625m	2:35.940	4		
2750m	2:38.813	3	13.996	11	2750m	2:42.922	4	14.186	
2875m	2:45.707	3			2875m	2:49.933	4		
3000m	2:52.665	3	13.852	12	3000m	2:57.006	4	14.084	
3125m	2:59.461	3			3125m	3:04.084	4		
3250m	3:06.214	3	13.549	13	3250m	3:11.406	4	14.400	
3375m	3:12.916	3			3375m	3:18.815	4		
3500m	3:19.597	3	13.383	14	3500m	3:26.047	4	14.641	
3625m	3:26.293	3			3625m	OVL			
3750m				15	3750m				
3875m					3875m				
4000m				16	4000m				

**LEGEND**

**OVL** Overlapped

**HOST PARTNERS**



**MAIN PARTNERS**



**OFFICIAL PARTNERS**



**OFFICIAL SUPPLIERS**



2-9 August 2023

Communiqué no. 68 Rectificatif 1

**Men Elite Team Pursuit / Poursuite par équipe hommes élites**  
**Finals / Finales**  
**Start List / Liste de départ**

Sat 5 Aug 2023 - Race distance: 4km

<b>World Record</b>	3:42.032	ITA - Italy	Tokyo (JPN)	3 AUG 2021
---------------------	----------	-------------	-------------	------------

Heat	Race Number	NAT / Name	Time		
<b>FOR BRONZE</b>	<b>NZL - New Zealand</b>			_____	
	30	GATE Aaron			
	31	STEWART Campbell			
	62	SEXTON Thomas			
	197	KERGOZOU de la BOESSIERE Nicholas			
	<b>AUS - Australia</b>			_____	
	1	BLEDDYN Oliver			
	2	O BRIEN Kelland			
	45	DUFFY Joshua			
	72	WELSFORD Samuel			
	<b>FOR GOLD</b>	<b>DEN - Denmark</b>			_____
		10	LARSEN Niklas		
107		BEVORT Carl-Frederik			
108		LETH Lasse			
111		PEDERSEN Rasmus			
<b>ITA - Italy</b>			_____		
162		GANNA Filippo			
163		LAMON Francesco			
164		MILAN Jonathan			
165		MORO Manlio			

**Note:**

The composition of the teams may be subject to change up to 30 minutes before the start of the race.

**HOST PARTNERS**



**MAIN PARTNERS**



**OFFICIAL PARTNERS**



**OFFICIAL SUPPLIERS**



2-9 August 2023

Communiqué no. 67

**Men Elite Team Pursuit / Poursuite par équipe hommes élites**  
**Round 1 / Premier tour**  
**Results / Résultats**

Fri 4 Aug 2023 - Race distance: 4km

<b>World Record</b>	3:42.032	ITA - Italy	Tokyo (JPN)	3 AUG 2021
---------------------	----------	-------------	-------------	------------

Heat	Rank	NAT / Name	1000m	2000m 1000-2000	3000m 2000-3000	Time 3000-4000	Average Speed km/h		
1	1	<b>CAN - Canada</b>	1:02.604	1:57.945	2:54.046	<b>3:50.079</b>	62.587		
		8 GUILLEMETTE Mathias		55.341	56.101	56.033			
			81 FOLEY Michael						
			82 GEE Derek						
			84 MATTERN Carson					(X)	
	2	2	<b>GER - Germany</b>	1:03.320	1:59.065	2:55.254	<b>3:51.282</b>	62.262	
			55 REINHARDT Theo		55.745	56.189	56.028		
			141 BUCK-GRAMCKO Tobias						
			143 EILERS Joachim						
			144 GROSS Felix						
2	1	<b>FRA - France</b>	1:02.181	1:56.648	2:52.783	<b>3:49.294</b>	62.801		
		13 THOMAS Benjamin		54.467	56.135	56.511			
			124 DENIS Thomas					(X)	
			125 ERMENAUULT Corentin						
			129 TABELLION Valentin						
	2	2	<b>JPN - Japan</b>	1:02.892	1:58.440	2:54.626	<b>3:51.650</b>	62.163	
			23 HASHIMOTO Eiya		55.548	56.186	57.024		
			58 KUBOKI Kazushige						
			169 KOJIMA Naoki						
			170 MATSUDA Shoi					(X)	
3	1	<b>ITA - Italy</b>	1:01.852	1:55.990	2:51.666	<b>3:46.855</b>	63.477	QG	
		162 GANNA Filippo		54.138	55.676	55.189			
			163 LAMON Francesco						
			164 MILAN Jonathan						
			165 MORO Manlio					(X)	
	2	2	<b>NZL - New Zealand</b>	1:02.331	1:57.321	2:52.790	<b>3:48.218</b>	63.098	QB
			30 GATE Aaron		54.990	55.469	55.428		
			31 STEWART Campbell						
			62 SEXTON Thomas						
			197 KERGOZOU de la BOESSIERE Nicholas					(X)	

**HOST PARTNERS**



**MAIN PARTNERS**



**OFFICIAL PARTNERS**



**OFFICIAL SUPPLIERS**



**Men Elite Team Pursuit / Poursuite par équipe hommes élites**  
**Round 1 / Premier tour**  
**Results / Résultats**

Fri 4 Aug 2023 - Race distance: 4km

Heat	Rank	NAT / Name	1000m	2000m 1000-2000	3000m 2000-3000	Time 3000-4000	Average Speed km/h	
4	1	<b>DEN - Denmark</b>	1:01.452	1:54.888	2:49.202	<b>3:45.634</b>	63.820	QG
		10 LARSEN Niklas (X)	53.436	54.314	56.432			
		107 BEVORT Carl-Frederik						
		108 LETH Lasse						
			111 PEDERSEN Rasmus					
	2	<b>AUS - Australia</b>	1:02.870	1:57.590	2:52.630	<b>3:48.230</b>	63.094	QB
		1 BLEDDYN Oliver	54.720	55.040	55.600			
		2 O BRIEN Kelland						
70 LEAHY Conor (X)								
		72 WELSFORD Samuel						

**Progression rule:**

The winners of heats 3 and 4 in the First round ride the final for the gold and silver medals.  
 The remaining six teams will be ranked by their times in the First round and will be paired as follows:  
 The two fastest teams ride the final for the bronze medal.

**LEGEND**

**QB** Qualified for Bronze    **QG** Qualified for Gold    **X** Rider pulled out before the finish

**HOST PARTNERS**



**MAIN PARTNERS**



**OFFICIAL PARTNERS**



**OFFICIAL SUPPLIERS**



2-9 August 2023

**Men Elite Team Pursuit / Poursuite par équipe hommes élites**  
**Round 1 / Premier tour**  
**Race Analysis / Analyse de la course**

**Heat 1**

CAN - Canada				Lap	GER - Germany			
Distance	Time	Rank	Lap Time		Distance	Time	Rank	Lap Time
125m	13.217	1			125m	13.349	2	
250m	21.177	2	21.177	1	250m	21.142	1	21.142
375m	28.307	1			375m	28.607	2	
500m	35.240	1	14.063	2	500m	35.497	2	14.355
625m	41.998	1			625m	42.489	2	
750m	49.006	1	13.766	3	750m	49.378	2	13.881
875m	55.625	1			875m	56.478	2	
1000m	1:02.604	1	13.598	4	1000m	1:03.320	2	13.942
1125m	1:09.473	1			1125m	1:10.418	2	
1250m	1:16.479	1	13.875	5	1250m	1:17.443	2	14.123
1375m	1:23.145	1			1375m	1:24.472	2	
1500m	1:30.167	1	13.688	6	1500m	1:31.337	2	13.894
1625m	1:37.191	1			1625m	1:38.622	2	
1750m	1:44.043	1	13.876	7	1750m	1:45.364	2	14.027
1875m	1:50.937	1			1875m	1:52.276	2	
2000m	1:57.945	1	13.902	8	2000m	1:59.065	2	13.701
2125m	2:04.708	1			2125m	2:06.206	2	
2250m	2:11.862	1	13.917	9	2250m	2:13.075	2	14.010
2375m	2:18.720	1			2375m	2:20.071	2	
2500m	2:25.786	1	13.924	10	2500m	2:27.027	2	13.952
2625m	2:32.919	1			2625m	2:34.226	2	
2750m	2:40.135	1	14.349	11	2750m	2:41.130	2	14.103
2875m	2:47.064	1			2875m	2:48.225	2	
3000m	2:54.046	1	13.911	12	3000m	2:55.254	2	14.124
3125m	3:00.977	1			3125m	3:02.462	2	
3250m	3:07.979	1	13.933	13	3250m	3:09.414	2	14.160
3375m	3:15.152	1			3375m	3:16.381	2	
3500m	3:22.263	1	14.284	14	3500m	3:23.173	2	13.759
3625m	3:29.111	1			3625m	3:30.088	2	
3750m	3:36.092	1	13.829	15	3750m	3:36.981	2	13.808
3875m	3:42.995	1			3875m	3:44.062	2	
4000m	3:50.079	1	13.987	16	4000m	3:51.282	2	14.301

**HOST PARTNERS**



**MAIN PARTNERS**



**OFFICIAL PARTNERS**



**OFFICIAL SUPPLIERS**



2-9 August 2023

**Men Elite Team Pursuit / Poursuite par équipe hommes élites**  
**Round 1 / Premier tour**  
**Race Analysis / Analyse de la course**

**Heat 2**

FRA - France				Lap	JPN - Japan			
Distance	Time	Rank	Lap Time		Distance	Time	Rank	Lap Time
125m	13.310	1			125m	13.375	2	
250m	20.966	1	20.966	1	250m	21.176	2	21.176
375m	28.041	1			375m	28.275	2	
500m	34.874	1	13.908	2	500m	35.142	2	13.966
625m	41.691	1			625m	42.064	2	
750m	48.615	1	13.741	3	750m	48.906	2	13.764
875m	55.391	1			875m	55.845	2	
1000m	1:02.181	1	13.566	4	1000m	1:02.892	2	13.986
1125m	1:09.010	1			1125m	1:09.759	2	
1250m	1:15.889	1	13.708	5	1250m	1:16.587	2	13.695
1375m	1:22.626	1			1375m	1:23.549	2	
1500m	1:29.391	1	13.502	6	1500m	1:30.407	2	13.820
1625m	1:36.159	1			1625m	1:37.341	2	
1750m	1:43.042	1	13.651	7	1750m	1:44.331	2	13.924
1875m	1:49.813	1			1875m	1:51.461	2	
2000m	1:56.648	1	13.606	8	2000m	1:58.440	2	14.109
2125m	2:03.520	1			2125m	2:05.427	2	
2250m	2:10.534	1	13.886	9	2250m	2:12.563	2	14.123
2375m	2:17.459	1			2375m	2:19.532	2	
2500m	2:24.479	1	13.945	10	2500m	2:26.447	2	13.884
2625m	2:31.637	1			2625m	2:33.450	2	
2750m	2:38.689	1	14.210	11	2750m	2:40.595	2	14.148
2875m	2:45.818	1			2875m	2:47.602	2	
3000m	2:52.783	1	14.094	12	3000m	2:54.626	2	14.031
3125m	2:59.801	1			3125m	3:01.663	2	
3250m	3:06.825	1	14.042	13	3250m	3:08.877	2	14.251
3375m	3:13.852	1			3375m	3:15.937	2	
3500m	3:20.835	1	14.010	14	3500m	3:23.082	2	14.205
3625m	3:27.971	1			3625m	3:30.286	2	
3750m	3:35.004	1	14.169	15	3750m	3:37.608	2	14.526
3875m	3:42.091	1			3875m	3:44.667	2	
4000m	3:49.294	1	14.290	16	4000m	3:51.650	2	14.042

**HOST PARTNERS**



**MAIN PARTNERS**



**OFFICIAL PARTNERS**



**OFFICIAL SUPPLIERS**





2-9 August 2023

**Men Elite Team Pursuit / Poursuite par équipe hommes élités**  
**Round 1 / Premier tour**  
**Race Analysis / Analyse de la course**

**Heat 3**

NZL - New Zealand					ITA - Italy				
Distance	Time	Rank	Lap Time	Lap	Distance	Time	Rank	Lap Time	
125m	13.378	2			125m	13.258	1		
250m	21.084	2	21.084	1	250m	20.831	1	20.831	
375m	28.150	2			375m	27.790	1		
500m	34.965	2	13.881	2	500m	34.482	1	13.651	
625m	41.854	2			625m	41.297	1		
750m	48.656	2	13.691	3	750m	48.032	1	13.550	
875m	55.480	2			875m	54.882	1		
1000m	1:02.331	2	13.675	4	1000m	1:01.852	1	13.820	
1125m	1:09.270	2			1125m	1:08.646	1		
1250m	1:16.098	2	13.767	5	1250m	1:15.388	1	13.536	
1375m	1:22.946	2			1375m	1:22.093	1		
1500m	1:29.733	2	13.635	6	1500m	1:28.847	1	13.459	
1625m	1:36.707	2			1625m	1:35.715	1		
1750m	1:43.565	2	13.832	7	1750m	1:42.448	1	13.601	
1875m	1:50.439	2			1875m	1:49.222	1		
2000m	1:57.321	2	13.756	8	2000m	1:55.990	1	13.542	
2125m	2:04.182	2			2125m	2:02.773	1		
2250m	2:11.166	2	13.845	9	2250m	2:09.621	1	13.631	
2375m	2:18.026	2			2375m	2:16.533	1		
2500m	2:25.038	2	13.872	10	2500m	2:23.493	1	13.872	
2625m	2:31.917	2			2625m	2:30.530	1		
2750m	2:38.811	2	13.773	11	2750m	2:37.708	1	14.215	
2875m	2:45.727	2			2875m	2:44.695	1		
3000m	2:52.790	2	13.979	12	3000m	2:51.666	1	13.958	
3125m	2:59.764	2			3125m	2:58.629	1		
3250m	3:06.929	2	14.139	13	3250m	3:05.743	1	14.077	
3375m	3:13.754	2			3375m	3:12.638	1		
3500m	3:20.482	2	13.553	14	3500m	3:19.510	1	13.767	
3625m	3:27.243	2			3625m	3:26.382	1		
3750m	3:34.125	2	13.643	15	3750m	3:33.188	1	13.678	
3875m	3:41.118	2			3875m	3:40.014	1		
4000m	3:48.218	2	14.093	16	4000m	3:46.855	1	13.667	

**HOST PARTNERS**



**MAIN PARTNERS**



**OFFICIAL PARTNERS**



**OFFICIAL SUPPLIERS**



2-9 August 2023

**Men Elite Team Pursuit / Poursuite par équipe hommes élites**  
**Round 1 / Premier tour**  
**Race Analysis / Analyse de la course**

**Heat 4**

DEN - Denmark				Lap	AUS - Australia			
Distance	Time	Rank	Lap Time		Distance	Time	Rank	Lap Time
125m	13.310	1			125m	13.657	2	
250m	20.973	1	20.973	1	250m	21.399	2	21.399
375m	27.968	1			375m	28.603	2	
500m	34.748	1	13.775	2	500m	35.529	2	14.130
625m	41.473	1			625m	42.486	2	
750m	48.225	1	13.477	3	750m	49.243	2	13.714
875m	54.832	1			875m	55.992	2	
1000m	1:01.452	1	13.227	4	1000m	1:02.870	2	13.627
1125m	1:08.063	1			1125m	1:09.659	2	
1250m	1:14.796	1	13.344	5	1250m	1:16.515	2	13.645
1375m	1:21.427	1			1375m	1:23.360	2	
1500m	1:28.077	1	13.281	6	1500m	1:30.345	2	13.830
1625m	1:34.726	1			1625m	1:37.181	2	
1750m	1:41.523	1	13.446	7	1750m	1:43.952	2	13.607
1875m	1:48.201	1			1875m	1:50.719	2	
2000m	1:54.888	1	13.365	8	2000m	1:57.590	2	13.638
2125m	2:01.590	1			2125m	2:04.418	2	
2250m	2:08.403	1	13.515	9	2250m	2:11.388	2	13.798
2375m	2:15.090	1			2375m	2:18.168	2	
2500m	2:21.794	1	13.391	10	2500m	2:24.961	2	13.573
2625m	2:28.643	1			2625m	2:31.740	2	
2750m	2:35.417	1	13.623	11	2750m	2:38.612	2	13.651
2875m	2:42.249	1			2875m	2:45.649	2	
3000m	2:49.202	1	13.785	12	3000m	2:52.630	2	14.018
3125m	2:56.042	1			3125m	2:59.652	2	
3250m	3:03.011	1	13.809	13	3250m	3:06.643	2	14.013
3375m	3:09.941	1			3375m	3:13.669	2	
3500m	3:16.962	1	13.951	14	3500m	3:20.817	2	14.174
3625m	3:24.043	1			3625m	3:27.631	2	
3750m	3:31.149	1	14.187	15	3750m	3:34.436	2	13.619
3875m	3:38.358	1			3875m	3:41.304	2	
4000m	3:45.634	1	14.485	16	4000m	3:48.230	2	13.794

**HOST PARTNERS**



**MAIN PARTNERS**



**OFFICIAL PARTNERS**



**OFFICIAL SUPPLIERS**



2-9 August 2023

Communiqué no. 66 Rectificatif 1

**Men Elite Team Pursuit / Poursuite par équipe hommes élites**  
**Round 1 / Premier tour**  
**Start List / Liste de départ**

Fri 4 Aug 2023 - Race distance: 4km

<b>World Record</b>	3:42.032 ITA - Italy	Tokyo (JPN)	3 AUG 2021
---------------------	----------------------	-------------	------------

Heat	Race Number	NAT / Name	Time	
1		<b>CAN - Canada</b>	_____	
	8	GUILLEMETTE Mathias		
	81	FOLEY Michael		
	82	GEE Derek		
	84	MATTERN Carson		
		<b>GER - Germany</b>	_____	
	55	REINHARDT Theo		
	141	BUCK-GRAMCKO Tobias		
	143	EILERS Joachim		
	144	GROSS Felix		
	2		<b>FRA - France</b>	_____
		13	THOMAS Benjamin	
124		DENIS Thomas		
125		ERMENAULT Corentin		
129		TABELLION Valentin		
		<b>JPN - Japan</b>	_____	
23		HASHIMOTO Eiya		
58		KUBOKI Kazushige		
169		KOJIMA Naoki		
170		MATSUDA Shoi		
3		<b>NZL - New Zealand</b>	_____	
	30	GATE Aaron		
	31	STEWART Campbell		
	62	SEXTON Thomas		
	197	KERGOZOU de la BOESSIERE Nicholas		
		<b>ITA - Italy</b>	_____	
	162	GANNA Filippo		
	163	LAMON Francesco		
	164	MILAN Jonathan		
	165	MORO Manlio		

**HOST PARTNERS**



**MAIN PARTNERS**



**OFFICIAL PARTNERS**



**OFFICIAL SUPPLIERS**



**Men Elite Team Pursuit / Poursuite par équipe hommes élites**  
**Round 1 / Premier tour**  
**Start List / Liste de départ**

Fri 4 Aug 2023 - Race distance: 4km

Heat	Race Number	NAT / Name	Time
4		<b>DEN - Denmark</b>	
	10	LARSEN Niklas	
	107	BEVORT Carl-Frederik	
	108	LETH Lasse	
	111	PEDERSEN Rasmus	
		<b>AUS - Australia</b>	
	1	BLEDDYN Oliver	
	2	O BRIEN Kelland	
	70	LEAHY Conor	
	72	WELSFORD Samuel	

**Progression rule:**

The winners of heats 3 and 4 in the First round ride the final for the gold and silver medals.  
 The remaining six teams will be ranked by their times in the First round and will be paired as follows:  
 The two fastest teams ride the final for the bronze medal.

**Note:**

The composition of the teams may be subject to change up to 30 minutes before the start of the race.

**HOST PARTNERS**



**MAIN PARTNERS**



**OFFICIAL PARTNERS**



**OFFICIAL SUPPLIERS**



2-9 August 2023

Communiqué no. 65

**Men Elite Team Pursuit / Poursuite par équipe hommes élites**  
**Qualification / Qualifications**  
**Results / Résultats**

Thu 3 Aug 2023 - Race distance: 4km

<b>World Record</b>	3:42.032	ITA - Italy	Tokyo (JPN)	3 AUG 2021
---------------------	----------	-------------	-------------	------------

Rank	NAT / Name	1000m	2000m 1000-2000	3000m 2000-3000	Time 3000-4000	Average Speed km/h	
<b>1</b>	<b>DEN - Denmark</b>	1:02.063 (2)	1:55.880 (1)	2:50.452 (1)	<b>3:46.816</b>	63.488	Q
	10 LARSEN Niklas (X)		53.817 (1)	54.572 (1)	56.364 (4)		
	107 BEVORT Carl-Frederik						
	108 LETH Lasse						
	109 MADSEN Frederik						
<b>2</b>	<b>NZL - New Zealand</b>	1:02.559 (4)	1:57.916 (5)	2:53.842 (5)	<b>3:49.113</b>	62.851	Q
	30 GATE Aaron		55.357 (5)	55.926 (5)	55.271 (1)		
	31 STEWART Campbell						
	62 SEXTON Thomas						
	197 KERGOZOU de la BOESSIERE Nicholas (X)						
<b>3</b>	<b>ITA - Italy</b>	1:03.240 (8)	1:58.799 (6)	2:54.664 (6)	<b>3:50.408</b>	62.498	Q
	21 CONSONNI Simone (X)		55.559 (6)	55.865 (3)	55.744 (2)		
	162 GANNA Filippo						
	163 LAMON Francesco						
	164 MILAN Jonathan						
<b>4</b>	<b>AUS - Australia</b>	1:01.420 (1)	1:56.133 (2)	2:52.048 (2)	<b>3:50.488</b>	62.476	Q
	2 O BRIEN Kelland		54.713 (2)	55.915 (4)	58.440 (10)		
	45 DUFFY Joshua (X)						
	70 LEAHY Conor						
	72 WELSFORD Samuel						
<b>5</b>	<b>FRA - France</b>	1:02.396 (3)	1:57.532 (3)	2:53.502 (4)	<b>3:50.913</b>	62.361	Q
	13 THOMAS Benjamin		55.136 (4)	55.970 (6)	57.411 (7)		
	124 DENIS Thomas (X)						
	125 ERMENAULT Corentin						
	129 TABELLION Valentin						
<b>6</b>	<b>CAN - Canada</b>	1:03.322 (9)	1:58.950 (8)	2:55.161 (7)	<b>3:51.180</b>	62.289	Q
	7 BIBIC Dylan (X)		55.628 (7)	56.211 (7)	56.019 (3)		
	8 GUILLEMETTE Mathias						
	81 FOLEY Michael						
	82 GEE Derek						
<b>7</b>	<b>GER - Germany</b>	1:03.462 (10)	1:59.449 (10)	2:55.946 (10)	<b>3:52.896</b>	61.830	Q
	55 REINHARDT Theo		55.987 (8)	56.497 (8)	56.950 (5)		
	140 BOOS Benjamin (X)						
	141 BUCK-GRAMCKO Tobias						
	144 GROSS Felix						
<b>8</b>	<b>JPN - Japan</b>	1:02.737 (6)	1:58.946 (7)	2:55.799 (8)	<b>3:53.244</b>	61.738	Q
	23 HASHIMOTO Eiya		56.209 (10)	56.853 (10)	57.445 (8)		
	58 KUBOKI Kazushige						
	169 KOJIMA Naoki						
	170 MATSUDA Shoi (X)						
<b>9</b>	<b>BEL - Belgium</b>	1:03.027 (7)	1:59.221 (9)	2:55.859 (9)	<b>3:53.578</b>	61.650	
	48 POLLEFLIET Gianluca (X)		56.194 (9)	56.638 (9)	57.719 (9)		
	75 BERNARD Thibaut						
	76 DENS Tuur						
	78 VANDENBRANDEN Noah						

**HOST PARTNERS**



**MAIN PARTNERS**



**OFFICIAL PARTNERS**



**OFFICIAL SUPPLIERS**



**Men Elite Team Pursuit / Poursuite par équipe hommes élites**  
**Qualification / Qualifications**  
**Results / Résultats**

Thu 3 Aug 2023 - Race distance: 4km

Rank	NAT / Name	1000m	2000m 1000-2000	3000m 2000-3000	Time 3000-4000	Average Speed km/h
10	<b>CHN - China</b>	1:03.985 (12)	2:00.795 (12)	2:58.665 (12)	<b>3:55.976</b>	61.023
	90 SUN Haijiao		56.810 (12)	57.870 (13)	57.311 (6)	
	91 SUN Wentao					
	93 YANG Yang					
11	<b>SUI - Switzerland</b>	1:03.888 (11)	2:00.412 (11)	2:57.872 (11)	<b>3:57.103</b>	60.733
	37 THIEBAUD Valere		56.524 (11)	57.460 (12)	59.231 (11)	
	38 VITZTHUM Simon					
	65 IMHOF Claudio					
	208 VOGEL Alex	(X)				
12	<b>USA - United States</b>	1:04.569 (13)	2:02.195 (13)	2:59.371 (13)	<b>3:59.295</b>	60.177
	41 HOOVER Gavin		57.626 (13)	57.176 (11)	59.924 (12)	
	42 LANGE Colby					
	217 JOHNSON Anders	(X)				
	218 KOONTZ Grant					
13	<b>ESP - Spain</b>	1:05.382 (14)	2:03.778 (14)	3:02.534 (14)	<b>4:03.379</b>	59.167
	116 BENNASSAR ROSSELLO Francesc		58.396 (14)	58.756 (14)	1:00.845 (13)	
	117 BENNASSAR ROSSELLO Joan Marti					
	118 GARAIAR PIKABEA Benat	(X)				
	122 NAVAS MARCHAL Alvaro					
	<b>GBR - Great Britain</b>				<b>DNF</b>	
	15 WOOD Oliver	(X)				
	54 VERNON Ethan					
	131 BIGHAM Daniel					
	137 TANFIELD Charlie					

**Progression rule:**

The eight fastest teams will qualify and be matched in the First Round as follows:

The 6th fastest team against the 7th fastest team.

The 5th fastest team against the 8th fastest team.

The 2nd fastest team against the 3rd fastest team.

The fastest team against the 4th fastest team.

**LEGEND**

**DNF** Did Not Finish    **Q** Qualified    **X** Rider pulled out before the finish

**HOST PARTNERS**



**MAIN PARTNERS**



**OFFICIAL PARTNERS**



**OFFICIAL SUPPLIERS**



2-9 August 2023

**Men Elite Team Pursuit / Poursuite par équipe hommes élites**  
**Qualification / Qualifications**  
**Race Analysis / Analyse de la course**

Heat 1					Heat 2				
Distance	ESP - Spain		Lap Time	Lap	Distance	SUI - Switzerland		Lap Time	
	Time	Rank				Time	Rank		
125m	13.828	14			125m	13.287	5		
250m	21.752	14	21.752	1	250m	21.213	7	21.213	
375m	29.156	14			375m	28.514	10		
500m	36.371	14	14.619	2	500m	35.639	11	14.426	
625m	43.665	14			625m	42.756	12		
750m	50.866	14	14.495	3	750m	49.744	12	14.105	
875m	58.069	14			875m	56.897	12		
1000m	1:05.382	14	14.516	4	1000m	1:03.888	11	14.144	
1125m	1:12.641	14			1125m	1:11.894	13		
1250m	1:19.917	14	14.535	5	1250m	1:18.081	11	14.193	
1375m	1:27.290	14			1375m	1:25.111	11		
1500m	1:34.501	14	14.584	6	1500m	1:32.144	11	14.063	
1625m	1:41.712	14			1625m	1:39.208	11		
1750m	1:48.941	14	14.440	7	1750m	1:46.341	11	14.197	
1875m	1:56.457	14			1875m	1:53.364	11		
2000m	2:03.778	14	14.837	8	2000m	2:00.412	11	14.071	
2125m	2:11.060	14			2125m	2:07.686	11		
2250m	2:18.244	14	14.466	9	2250m	2:14.970	11	14.558	
2375m	2:25.535	14			2375m	2:22.411	11		
2500m	2:32.783	14	14.539	10	2500m	2:29.488	11	14.518	
2625m	2:40.076	14			2625m	2:36.487	11		
2750m	2:47.398	14	14.615	11	2750m	2:43.500	11	14.012	
2875m	2:54.932	14			2875m	2:50.617	11		
3000m	3:02.534	14	15.136	12	3000m	2:57.872	11	14.372	
3125m	3:10.472	14			3125m	3:04.898	11		
3250m	3:18.025	14	15.491	13	3250m	3:12.225	11	14.353	
3375m	3:25.552	14			3375m	3:19.487	11		
3500m	3:33.055	14	15.030	14	3500m	3:26.793	11	14.568	
3625m	3:40.807	14			3625m	3:34.326	11		
3750m	3:48.260	14	15.205	15	3750m	3:42.128	12	15.335	
3875m	3:55.789	14			3875m	3:49.614	12		
4000m	4:03.379	13	15.119	16	4000m	3:57.103	11	14.975	

**HOST PARTNERS**



**MAIN PARTNERS**



**OFFICIAL PARTNERS**



**OFFICIAL SUPPLIERS**



2-9 August 2023

**Men Elite Team Pursuit / Poursuite par équipe hommes élités**  
**Qualification / Qualifications**  
**Race Analysis / Analyse de la course**

Heat 3					Heat 4				
Distance	USA - United States		Lap Time	Lap	Distance	CHN - China		Lap Time	
	Time	Rank				Time	Rank		
125m	13.605	13			125m	13.340	6		
250m	21.455	12	21.455	1	250m	21.165	6	21.165	
375m	28.752	12			375m	28.345	6		
500m	35.881	13	14.426	2	500m	35.351	9	14.186	
625m	43.075	13			625m	42.646	11		
750m	50.178	13	14.297	3	750m	49.707	11	14.356	
875m	57.294	13			875m	56.795	11		
1000m	1:04.569	13	14.391	4	1000m	1:03.985	12	14.278	
1125m	1:11.747	12			1125m	1:11.081	11		
1250m	1:18.922	13	14.353	5	1250m	1:18.201	12	14.216	
1375m	1:26.035	13			1375m	1:25.390	12		
1500m	1:33.282	13	14.360	6	1500m	1:32.638	12	14.437	
1625m	1:40.439	13			1625m	1:39.624	12		
1750m	1:47.609	13	14.327	7	1750m	1:46.661	12	14.023	
1875m	1:54.823	13			1875m	1:53.661	12		
2000m	2:02.195	13	14.586	8	2000m	2:00.795	12	14.134	
2125m	2:09.352	13			2125m	2:07.913	12		
2250m	2:16.489	13	14.294	9	2250m	2:15.343	12	14.548	
2375m	2:23.595	13			2375m	2:22.650	12		
2500m	2:30.848	13	14.359	10	2500m	2:30.079	12	14.736	
2625m	2:38.002	13			2625m	2:37.269	12		
2750m	2:45.111	13	14.263	11	2750m	2:44.362	12	14.283	
2875m	2:52.216	13			2875m	2:51.467	12		
3000m	2:59.371	13	14.260	12	3000m	2:58.665	12	14.303	
3125m	3:06.765	13			3125m	3:05.919	12		
3250m	3:14.031	13	14.660	13	3250m	3:13.284	12	14.619	
3375m	3:21.313	13			3375m	3:20.426	12		
3500m	3:28.647	13	14.616	14	3500m	3:27.522	12	14.238	
3625m	3:35.997	13			3625m	3:34.517	12		
3750m	3:43.581	13	14.934	15	3750m	3:41.559	11	14.037	
3875m	3:51.410	13			3875m	3:48.699	11		
4000m	3:59.295	12	15.714	16	4000m	3:55.976	10	14.417	

**HOST PARTNERS**



**MAIN PARTNERS**



**OFFICIAL PARTNERS**



**OFFICIAL SUPPLIERS**





2-9 August 2023

**Men Elite Team Pursuit / Poursuite par équipe hommes élites**  
**Qualification / Qualifications**  
**Race Analysis / Analyse de la course**

Heat 5					Heat 6				
Distance	BEL - Belgium			Lap	Distance	JPN - Japan			
	Time	Rank	Lap Time			Time	Rank	Lap Time	
125m	13.142	1			125m	13.483	10		
250m	20.879	4	20.879	1	250m	21.287	9	21.287	
375m	28.102	4			375m	28.427	8		
500m	35.061	5	14.182	2	500m	35.255	7	13.968	
625m	42.035	6			625m	42.120	7		
750m	48.969	7	13.908	3	750m	48.929	6	13.674	
875m	55.929	7			875m	55.794	6		
1000m	1:03.027	7	14.058	4	1000m	1:02.737	6	13.808	
1125m	1:10.030	7			1125m	1:09.857	6		
1250m	1:17.082	7	14.055	5	1250m	1:16.822	6	14.085	
1375m	1:24.310	9			1375m	1:23.765	6		
1500m	1:31.298	9	14.216	6	1500m	1:30.889	6	14.067	
1625m	1:38.219	8			1625m	1:37.832	6		
1750m	1:45.134	8	13.836	7	1750m	1:44.795	6	13.906	
1875m	1:52.105	9			1875m	1:51.800	6		
2000m	1:59.221	9	14.087	8	2000m	1:58.946	7	14.151	
2125m	2:06.197	9			2125m	2:05.937	8		
2250m	2:13.224	9	14.003	9	2250m	2:12.985	8	14.039	
2375m	2:20.393	9			2375m	2:20.209	8		
2500m	2:27.544	9	14.320	10	2500m	2:27.323	8	14.338	
2625m	2:34.594	9			2625m	2:34.388	8		
2750m	2:41.809	10	14.265	11	2750m	2:41.463	8	14.140	
2875m	2:48.770	9			2875m	2:48.691	8		
3000m	2:55.859	9	14.050	12	3000m	2:55.799	8	14.336	
3125m	3:03.105	10			3125m	3:02.881	8		
3250m	3:10.144	9	14.285	13	3250m	3:10.151	10	14.352	
3375m	3:17.172	9			3375m	3:17.174	10		
3500m	3:24.271	10	14.127	14	3500m	3:24.236	9	14.085	
3625m	3:31.613	10			3625m	3:31.342	8		
3750m	3:38.803	10	14.532	15	3750m	3:38.631	9	14.395	
3875m	3:46.118	10			3875m	3:45.911	9		
4000m	3:53.578	9	14.775	16	4000m	3:53.244	8	14.613	

**HOST PARTNERS**



**MAIN PARTNERS**



**OFFICIAL PARTNERS**



**OFFICIAL SUPPLIERS**



2-9 August 2023

**Men Elite Team Pursuit / Poursuite par équipe hommes élites**  
**Qualification / Qualifications**  
**Race Analysis / Analyse de la course**

Heat 7					Heat 8				
Distance	CAN - Canada		Lap Time	Lap	Distance	GER - Germany		Lap Time	
	Time	Rank				Time	Rank		
125m	13.540	12			125m	13.505	11		
250m	21.514	13	21.514	1	250m	21.368	11	21.368	
375m	28.803	13			375m	28.553	11		
500m	35.719	12	14.205	2	500m	35.480	10	14.112	
625m	42.609	10			625m	42.510	9		
750m	49.461	10	13.742	3	750m	49.449	9	13.969	
875m	56.375	9			875m	56.451	10		
1000m	1:03.322	9	13.861	4	1000m	1:03.462	10	14.013	
1125m	1:10.430	9			1125m	1:10.624	10		
1250m	1:17.356	9	14.034	5	1250m	1:17.576	10	14.114	
1375m	1:24.291	8			1375m	1:24.504	10		
1500m	1:31.227	8	13.871	6	1500m	1:31.390	10	13.814	
1625m	1:38.244	9			1625m	1:38.431	10		
1750m	1:45.159	9	13.932	7	1750m	1:45.409	10	14.019	
1875m	1:52.075	8			1875m	1:52.423	10		
2000m	1:58.950	8	13.791	8	2000m	1:59.449	10	14.040	
2125m	2:05.830	7			2125m	2:06.563	10		
2250m	2:12.706	6	13.756	9	2250m	2:13.548	10	14.099	
2375m	2:19.585	6			2375m	2:20.622	10		
2500m	2:26.568	7	13.862	10	2500m	2:27.600	10	14.052	
2625m	2:33.616	7			2625m	2:34.639	10		
2750m	2:40.869	7	14.301	11	2750m	2:41.722	9	14.122	
2875m	2:48.074	7			2875m	2:48.958	10		
3000m	2:55.161	7	14.292	12	3000m	2:55.946	10	14.224	
3125m	3:02.222	7			3125m	3:02.929	9		
3250m	3:09.234	7	14.073	13	3250m	3:09.867	8	13.921	
3375m	3:16.227	7			3375m	3:16.982	8		
3500m	3:23.424	7	14.190	14	3500m	3:24.094	8	14.227	
3625m	3:30.350	7			3625m	3:31.437	9		
3750m	3:37.244	7	13.820	15	3750m	3:38.560	8	14.466	
3875m	3:44.201	7			3875m	3:45.733	8		
4000m	3:51.180	6	13.936	16	4000m	3:52.896	7	14.336	

**HOST PARTNERS**



**MAIN PARTNERS**



**OFFICIAL PARTNERS**



**OFFICIAL SUPPLIERS**



2-9 August 2023

**Men Elite Team Pursuit / Poursuite par équipe hommes élites**  
**Qualification / Qualifications**  
**Race Analysis / Analyse de la course**

Heat 9					Heat 10				
Distance	FRA - France		Lap Time	Lap	Distance	DEN - Denmark		Lap Time	
	Time	Rank				Time	Rank		
125m	13.407	7			125m	13.470	9		
250m	21.074	5	21.074	1	250m	21.253	8	21.253	
375m	28.133	5			375m	28.345	6		
500m	34.955	3	13.881	2	500m	35.194	6	13.941	
625m	41.732	2			625m	41.905	4		
750m	48.663	2	13.708	3	750m	48.726	4	13.532	
875m	55.520	3			875m	55.383	2		
1000m	1:02.396	3	13.733	4	1000m	1:02.063	2	13.337	
1125m	1:09.249	3			1125m	1:08.731	2		
1250m	1:16.198	3	13.802	5	1250m	1:15.543	2	13.480	
1375m	1:23.001	3			1375m	1:22.232	2		
1500m	1:29.797	3	13.599	6	1500m	1:28.909	2	13.366	
1625m	1:36.624	3			1625m	1:35.553	1		
1750m	1:43.631	3	13.834	7	1750m	1:42.317	1	13.408	
1875m	1:50.557	3			1875m	1:49.016	1		
2000m	1:57.532	3	13.901	8	2000m	1:55.880	1	13.563	
2125m	2:04.515	3			2125m	2:02.607	1		
2250m	2:11.596	3	14.064	9	2250m	2:09.346	1	13.466	
2375m	2:18.536	3			2375m	2:16.069	1		
2500m	2:25.467	3	13.871	10	2500m	2:22.944	1	13.598	
2625m	2:32.559	4			2625m	2:29.753	1		
2750m	2:39.519	4	14.052	11	2750m	2:36.618	1	13.674	
2875m	2:46.567	4			2875m	2:43.592	1		
3000m	2:53.502	4	13.983	12	3000m	2:50.452	1	13.834	
3125m	3:00.439	4			3125m	2:57.316	1		
3250m	3:07.408	4	13.906	13	3250m	3:04.310	1	13.858	
3375m	3:14.404	4			3375m	3:11.323	1		
3500m	3:21.672	5	14.264	14	3500m	3:18.379	1	14.069	
3625m	3:28.860	5			3625m	3:25.597	1		
3750m	3:36.095	5	14.423	15	3750m	3:32.652	1	14.273	
3875m	3:43.432	5			3875m	3:39.674	1		
4000m	3:50.913	5	14.818	16	4000m	3:46.816	1	14.164	

**HOST PARTNERS**



**MAIN PARTNERS**



**OFFICIAL PARTNERS**



**OFFICIAL SUPPLIERS**



2-9 August 2023

**Men Elite Team Pursuit / Poursuite par équipe hommes élites**  
**Qualification / Qualifications**  
**Race Analysis / Analyse de la course**

Heat 11					Heat 12				
Distance	NZL - New Zealand		Lap Time	Lap	Distance	AUS - Australia		Lap Time	
	Time	Rank				Time	Rank		
125m	13.212	2			125m	13.220	3		
250m	20.869	2	20.869	1	250m	20.744	1	20.744	
375m	27.947	2			375m	27.622	1		
500m	34.859	2	13.990	2	500m	34.361	1	13.617	
625m	41.842	3			625m	41.095	1		
750m	48.723	3	13.864	3	750m	47.879	1	13.518	
875m	55.633	4			875m	54.597	1		
1000m	1:02.559	4	13.836	4	1000m	1:01.420	1	13.541	
1125m	1:09.614	5			1125m	1:08.400	1		
1250m	1:16.517	5	13.958	5	1250m	1:15.221	1	13.801	
1375m	1:23.417	5			1375m	1:21.978	1		
1500m	1:30.309	5	13.792	6	1500m	1:28.717	1	13.496	
1625m	1:37.319	5			1625m	1:35.616	2		
1750m	1:44.210	5	13.901	7	1750m	1:42.431	2	13.714	
1875m	1:51.056	5			1875m	1:49.297	2		
2000m	1:57.916	5	13.706	8	2000m	1:56.133	2	13.702	
2125m	2:04.797	5			2125m	2:03.135	2		
2250m	2:11.815	5	13.899	9	2250m	2:10.160	2	14.027	
2375m	2:18.714	5			2375m	2:17.111	2		
2500m	2:25.777	5	13.962	10	2500m	2:24.078	2	13.918	
2625m	2:32.736	5			2625m	2:31.180	2		
2750m	2:39.701	5	13.924	11	2750m	2:38.120	2	14.042	
2875m	2:46.801	5			2875m	2:45.045	2		
3000m	2:53.842	5	14.141	12	3000m	2:52.048	2	13.928	
3125m	3:01.048	5			3125m	2:59.260	2		
3250m	3:07.967	5	14.125	13	3250m	3:06.364	2	14.316	
3375m	3:14.841	5			3375m	3:13.736	2		
3500m	3:21.640	4	13.673	14	3500m	3:21.037	2	14.673	
3625m	3:28.413	4			3625m	3:28.364	3		
3750m	3:35.199	3	13.559	15	3750m	3:35.691	4	14.654	
3875m	3:42.044	3			3875m	3:43.061	4		
4000m	3:49.113	2	13.914	16	4000m	3:50.488	4	14.797	

**HOST PARTNERS**



**MAIN PARTNERS**



**OFFICIAL PARTNERS**



**OFFICIAL SUPPLIERS**



2-9 August 2023

**Men Elite Team Pursuit / Poursuite par équipe hommes élites**  
**Qualification / Qualifications**  
**Race Analysis / Analyse de la course**

Heat 13					Heat 14				
Distance	ITA - Italy		Lap Time	Lap	Distance	GBR - Great Britain		Lap Time	
	Time	Rank				Time	Rank		
125m	13.454	8			125m	13.230	4		
250m	21.307	10	21.307	1	250m	20.871	3	20.871	
375m	28.448	9			375m	27.995	3		
500m	35.310	8	14.003	2	500m	35.048	4	14.177	
625m	42.205	8			625m	41.969	5		
750m	49.102	8	13.792	3	750m	48.864	5	13.816	
875m	56.090	8			875m	55.717	5		
1000m	1:03.240	8	14.138	4	1000m	1:02.670	5	13.806	
1125m	1:10.228	8			1125m	1:09.530	4		
1250m	1:17.193	8	13.953	5	1250m	1:16.382	4	13.712	
1375m	1:24.140	7			1375m	1:23.262	4		
1500m	1:31.035	7	13.842	6	1500m	1:30.258	4	13.876	
1625m	1:38.030	7			1625m	1:37.126	4		
1750m	1:44.932	7	13.897	7	1750m	1:43.978	4	13.720	
1875m	1:51.861	7			1875m	1:50.869	4		
2000m	1:58.799	6	13.867	8	2000m	1:57.803	4	13.825	
2125m	2:05.741	6			2125m	2:04.709	4		
2250m	2:12.799	7	14.000	9	2250m	2:11.747	4	13.944	
2375m	2:19.585	6			2375m	2:18.670	4		
2500m	2:26.527	6	13.728	10	2500m	2:25.562	4	13.815	
2625m	2:33.493	6			2625m	2:32.437	3		
2750m	2:40.681	6	14.154	11	2750m	2:39.322	3	13.760	
2875m	2:47.687	6			2875m	2:46.341	3		
3000m	2:54.664	6	13.983	12	3000m	2:53.270	3	13.948	
3125m	3:01.665	6			3125m	3:00.228	3		
3250m	3:08.709	6	14.045	13	3250m	3:07.196	3	13.926	
3375m	3:15.881	6			3375m	3:14.274	3		
3500m	3:22.859	6	14.150	14	3500m	3:21.119	3	13.923	
3625m	3:29.803	6			3625m	3:27.929	2		
3750m	3:36.698	6	13.839	15	3750m	3:34.714	2	13.595	
3875m	3:43.552	6			3875m	3:41.570	2		
4000m	3:50.408	3	13.710	16	4000m	DNF			

**LEGEND**

DNF Did Not Finish

**HOST PARTNERS**



**MAIN PARTNERS**



**OFFICIAL PARTNERS**



**OFFICIAL SUPPLIERS**



**Men Elite Team Pursuit / Poursuite par équipe hommes élites**  
**Qualification / Qualifications**  
**Start List / Liste de départ**

Thu 3 Aug 2023 - Race distance: 4km

<b>World Record</b>	3:42.032	ITA - Italy	Tokyo (JPN)	3 AUG 2021
---------------------	----------	-------------	-------------	------------

Heat	Race Number	NAT / Name	Time
1		<b>ESP - Spain</b>	_____
	116	BENNASSAR ROSSELLO Francesc	
	117	BENNASSAR ROSSELLO Joan Marti	
	118	GARAIAR PIKABEA Benat	
2		<b>SUI - Switzerland</b>	_____
	37	THIEBAUD Valere	
	38	VITZTHUM Simon	
	65	IMHOF Claudio	
3		<b>USA - United States</b>	_____
	217	JOHNSON Anders	
	218	KOONTZ Grant	
	41	HOOVER Gavin	
4		<b>CHN - China</b>	_____
	90	SUN Haijiao	
	91	SUN Wentao	
	93	YANG Yang	
5		<b>BEL - Belgium</b>	_____
	75	BERNARD Thibaut	
	76	DENS Tuur	
	78	VANDENBRANDEN Noah	
6		<b>JPN - Japan</b>	_____
	169	KOJIMA Naoki	
	170	MATSUDA Shoi	
	23	HASHIMOTO Eiya	

**HOST PARTNERS**



**MAIN PARTNERS**



**OFFICIAL PARTNERS**



**OFFICIAL SUPPLIERS**



2-9 August 2023

Communiqué no. 64 Rectificatif 1

**Men Elite Team Pursuit / Poursuite par équipe hommes élites**  
**Qualification / Qualifications**  
**Start List / Liste de départ**

Thu 3 Aug 2023 - Race distance: 4km

Heat	Race Number	NAT / Name	Time
7		<b>CAN - Canada</b>	
	7	BIBIC Dylan	
	8	GUILLEMETTE Mathias	
	81	FOLEY Michael	
	82	GEE Derek	
8		<b>GER - Germany</b>	
	55	REINHARDT Theo	
	140	BOOS Benjamin	
	141	BUCK-GRAMCKO Tobias	
	144	GROSS Felix	
9		<b>FRA - France</b>	
	13	THOMAS Benjamin	
	124	DENIS Thomas	
	125	ERMENAULT Corentin	
	129	TABELLION Valentin	
10		<b>DEN - Denmark</b>	
	10	LARSEN Niklas	
	107	BEVORT Carl-Frederik	
	108	LETH Lasse	
	109	MADSEN Frederik	
11		<b>NZL - New Zealand</b>	
	30	GATE Aaron	
	31	STEWART Campbell	
	62	SEXTON Thomas	
	197	KERGOZOU de la BOESSIERE Nicholas	
12		<b>AUS - Australia</b>	
	2	O BRIEN Kelland	
	45	DUFFY Joshua	
	70	LEAHY Conor	
	72	WELSFORD Samuel	

**HOST PARTNERS**



**MAIN PARTNERS**



**OFFICIAL PARTNERS**



**OFFICIAL SUPPLIERS**



**Men Elite Team Pursuit / Poursuite par équipe hommes élites**  
**Qualification / Qualifications**  
**Start List / Liste de départ**

Thu 3 Aug 2023 - Race distance: 4km

Heat	Race Number	NAT / Name	Time
13		<b>ITA - Italy</b>	
	21	CONSONNI Simone	
	162	GANNA Filippo	
	163	LAMON Francesco	
	164	MILAN Jonathan	
14		<b>GBR - Great Britain</b>	
	15	WOOD Oliver	
	54	VERNON Ethan	
	131	BIGHAM Daniel	
	137	TANFIELD Charlie	

**Progression rule:**

The eight fastest teams will qualify and be matched in the First Round as follows:

The 6th fastest team against the 7th fastest team.

The 5th fastest team against the 8th fastest team.

The 2nd fastest team against the 3rd fastest team.

The fastest team against the 4th fastest team.

**Note:**

The composition of the teams may be subject to change up to 30 minutes before the start of the race.

**HOST PARTNERS**



**MAIN PARTNERS**



**OFFICIAL PARTNERS**



**OFFICIAL SUPPLIERS**





Men Elite Individual Pursuit / Poursuite individuelle hommes élités

Final Classification / Classement final

Sun 6 Aug 2023

<b>World Record</b>	3:59.636	GANNA Filippo	ITA	Saint-Quentin-en-Yvelines (FRA)	14 OCT 2022
---------------------	----------	---------------	-----	---------------------------------	-------------

	Rank	Race Number	Name	NAT	1000m	2000m 1000-2000	3000m 2000-3000	Time 3000-4000	Average Speed km/h
GOLD	1	162	GANNA Filippo	ITA	1:07.454	2:06.622 59.168	3:04.504 57.882	<b>4:01.976</b> 57.472	59.510
SILVER	2	131	BIGHAM Daniel	GBR	1:06.724	2:05.152 58.428	3:02.336 57.184	<b>4:02.030</b> 59.694	59.497
BRONZE	3	164	MILAN Jonathan	ITA	1:06.426	2:05.539 59.113	3:05.118 59.579	<b>4:05.868</b> 1:00.750	58.568
	4	204	ALVES OLIVEIRA Ivo Manuel	POR	1:07.605	2:07.304 59.699	3:07.237 59.933	<b>4:08.469</b> 1:01.232	57.955
	5	141	BUCK-GRAMCKO Tobias	GER					
	6	70	LEAHY Conor	AUS					
	7	1	BLEDDYN Oliver	AUS					
	8	144	GROSS Felix	GER					
	9	80	ERNST Chris	CAN					
	10	165	MORO Manlio	ITA					
	11	62	SEXTON Thomas	NZL					
	12	125	ERMENAULT Corentin	FRA					
	13	65	IMHOF Claudio	SUI					
	14	63	MAJEWSKI Kacper	POL					
	15	58	KUBOKI Kazushige	JPN					
	16	161	GALLI Niccolo	ITA					
	17	81	FOLEY Michael	CAN					

HOST PARTNERS



MAIN PARTNERS



OFFICIAL PARTNERS



OFFICIAL SUPPLIERS



Men Elite Individual Pursuit / Poursuite individuelle hommes élites

Final Classification / Classement final

Sun 6 Aug 2023

Rank	Race Number	Name	NAT	1000m	2000m 1000-2000	3000m 2000-3000	Time 3000-4000	Average Speed km/h
18	84	MATTERN Carson	CAN					
19	94	ZHANG Haiao	CHN					
20	96	ARANGO CARVAJAL Juan Esteban	COL					
21	117	BENASSAR ROSSELLO Joan Marti	ESP					
22	170	MATSUDA Shoi	JPN					
23	25	DINMUKHAMEDOV Ramis	KAZ					
24	178	KORNILOVS Vitalijs	LAT					
25	44	TCHAMBAZ Lotfi	ALG					
26	89	QIU Zhentao	CHN					
27	37	THIEBAUD Valere	SUI					

HOST PARTNERS



MAIN PARTNERS



OFFICIAL PARTNERS



OFFICIAL SUPPLIERS



2-9 August 2023

**Men Elite Individual Pursuit / Poursuite individuelle hommes élités**  
**Finals / Finales**  
**Race Analysis / Analyse de la course**

For Gold

162 GANNA Filippo - ITA					131 BIGHAM Daniel - GBR				
Distance	Time	Rank	Lap Time	Lap	Distance	Time	Rank	Lap Time	
125m	13.568	1			125m	13.658	2		
250m	22.016	2	22.016	1	250m	21.771	1	21.771	
375m	29.838	2			375m	29.370	1		
500m	37.514	2	15.498	2	500m	36.869	1	15.098	
625m	45.058	2			625m	44.355	1		
750m	52.557	2	15.043	3	750m	51.837	1	14.968	
875m	1:00.019	2			875m	59.298	1		
1000m	1:07.454	2	14.897	4	1000m	1:06.724	1	14.887	
1125m	1:14.926	2			1125m	1:14.136	1		
1250m	1:22.358	2	14.904	5	1250m	1:21.539	1	14.815	
1375m	1:29.788	2			1375m	1:28.901	1		
1500m	1:37.196	2	14.838	6	1500m	1:36.225	1	14.686	
1625m	1:44.604	2			1625m	1:43.499	1		
1750m	1:51.964	2	14.768	7	1750m	1:50.747	1	14.522	
1875m	1:59.310	2			1875m	1:57.968	1		
2000m	2:06.622	2	14.658	8	2000m	2:05.152	1	14.405	
2125m	2:13.912	2			2125m	2:12.299	1		
2250m	2:21.245	2	14.623	9	2250m	2:19.433	1	14.281	
2375m	2:28.491	2			2375m	2:26.589	1		
2500m	2:35.692	2	14.447	10	2500m	2:33.715	1	14.282	
2625m	2:42.889	2			2625m	2:40.832	1		
2750m	2:50.065	2	14.373	11	2750m	2:47.954	1	14.239	
2875m	2:57.283	2			2875m	2:55.099	1		
3000m	3:04.504	2	14.439	12	3000m	3:02.336	1	14.382	
3125m	3:11.752	2			3125m	3:09.565	1		
3250m	3:18.969	2	14.465	13	3250m	3:16.888	1	14.552	
3375m	3:26.164	2			3375m	3:24.240	1		
3500m	3:33.343	2	14.374	14	3500m	3:31.643	1	14.755	
3625m	3:40.518	2			3625m	3:39.132	1		
3750m	3:47.735	2	14.392	15	3750m	3:46.706	1	15.063	
3875m	3:54.880	2			3875m	3:54.322	1		
4000m	4:01.976	1	14.241	16	4000m	4:02.030	2	15.324	

**HOST PARTNERS**



**MAIN PARTNERS**



**OFFICIAL PARTNERS**



**OFFICIAL SUPPLIERS**



2-9 August 2023

**Men Elite Individual Pursuit / Poursuite individuelle hommes élités**  
**Finals / Finales**  
**Race Analysis / Analyse de la course**

For Bronze

164 MILAN Jonathan - ITA					Lap	204 ALVES OLIVEIRA Ivo Manuel - POR				
Distance	Time	Rank	Lap Time		Distance	Time	Rank	Lap Time		
125m	13.423	3			125m	13.641	4			
250m	21.379	3	21.379	1	250m	21.909	4	21.909		
375m	28.957	3			375m	29.753	4			
500m	36.502	3	15.123	2	500m	37.428	4	15.519		
625m	44.058	3			625m	45.023	4			
750m	51.592	3	15.090	3	750m	52.629	4	15.201		
875m	59.049	3			875m	1:00.144	4			
1000m	1:06.426	3	14.834	4	1000m	1:07.605	4	14.976		
1125m	1:13.779	3			1125m	1:15.055	4			
1250m	1:21.135	3	14.709	5	1250m	1:22.475	4	14.870		
1375m	1:28.502	3			1375m	1:29.901	4			
1500m	1:35.845	3	14.710	6	1500m	1:37.381	4	14.906		
1625m	1:43.252	3			1625m	1:44.865	4			
1750m	1:50.688	3	14.843	7	1750m	1:52.351	4	14.970		
1875m	1:58.128	3			1875m	1:59.828	4			
2000m	2:05.539	3	14.851	8	2000m	2:07.304	4	14.953		
2125m	2:12.965	3			2125m	2:14.794	4			
2250m	2:20.382	3	14.843	9	2250m	2:22.271	4	14.967		
2375m	2:27.795	3			2375m	2:29.753	4			
2500m	2:35.222	3	14.840	10	2500m	2:37.209	4	14.938		
2625m	2:42.634	3			2625m	2:44.663	4			
2750m	2:50.106	3	14.884	11	2750m	2:52.173	4	14.964		
2875m	2:57.580	3			2875m	2:59.686	4			
3000m	3:05.118	3	15.012	12	3000m	3:07.237	4	15.064		
3125m	3:12.651	3			3125m	3:14.799	4			
3250m	3:20.223	3	15.105	13	3250m	3:22.393	4	15.156		
3375m	3:27.795	3			3375m	3:30.029	4			
3500m	3:35.397	3	15.174	14	3500m	3:37.642	4	15.249		
3625m	3:42.997	3			3625m	3:45.269	4			
3750m	3:50.598	3	15.201	15	3750m	3:52.928	4	15.286		
3875m	3:58.193	3			3875m	4:00.646	4			
4000m	4:05.868	3	15.270	16	4000m	4:08.469	4	15.541		

**HOST PARTNERS**



**MAIN PARTNERS**



**OFFICIAL PARTNERS**



**OFFICIAL SUPPLIERS**



**Men Elite Individual Pursuit / Poursuite individuelle hommes élites  
 Finals / Finales  
 Start List / Liste de départ**

Sun 6 Aug 2023 - Race distance: 4km

<b>World Record</b>	3:59.636	GANNA Filippo	ITA	Saint-Quentin-en-Yvelines (FRA)	14 OCT 2022
---------------------	----------	---------------	-----	---------------------------------	-------------

Heat	Race Number	Name	NAT	Time
FOR BRONZE	164	MILAN Jonathan	ITA	_____
	204	ALVES OLIVEIRA Ivo Manuel	POR	_____
FOR GOLD	162	GANNA Filippo	ITA	_____
	131	BIGHAM Daniel	GBR	_____

**HOST PARTNERS**



**MAIN PARTNERS**



**OFFICIAL PARTNERS**



**OFFICIAL SUPPLIERS**



2-9 August 2023

Communiqué no. 71

**Men Elite Individual Pursuit / Poursuite individuelle hommes élites**  
**Qualification / Qualifications**  
**Results / Résultats**

Sun 6 Aug 2023 - Race distance: 4km

<b>World Record</b>	3:59.636	GANNA Filippo	ITA	Saint-Quentin-en-Yvelines (FRA)	14 OCT 2022
---------------------	----------	---------------	-----	---------------------------------	-------------

Rank	Race Number	Name	NAT	1000m	2000m 1000-2000	3000m 2000-3000	Time 3000-4000	Average Speed km/h	
1	162	<b>GANNA Filippo</b>	ITA	1:07.280 (9)	2:06.369 (3) 59.089 (3)	3:04.229 (2) 57.860 (1)	<b>4:01.344</b> 57.115 (1)	59.666	QG
2	131	<b>BIGHAM Daniel</b>	GBR	1:06.715 (4)	2:04.604 (1) 57.889 (1)	3:03.159 (1) 58.555 (2)	<b>4:02.961</b> 59.802 (2)	59.269	QG
3	164	<b>MILAN Jonathan</b>	ITA	1:06.152 (1)	2:04.967 (2) 58.815 (2)	3:04.797 (3) 59.830 (5)	<b>4:06.393</b> 1:01.596 (8)	58.443	QB
4	204	<b>ALVES OLIVEIRA Ivo Manuel</b>	POR	1:06.987 (7)	2:06.565 (5) 59.578 (4)	3:06.119 (4) 59.554 (3)	<b>4:06.407</b> 1:00.288 (4)	58.440	QB
5	141	BUCK-GRAMCKO Tobias	GER	1:06.686 (3)	2:06.938 (6) 1:00.252 (10)	3:07.467 (5) 1:00.529 (10)	<b>4:07.626</b> 1:00.159 (3)	58.152	
6	70	LEAHY Conor	AUS	1:08.285 (17)	2:07.907 (10) 59.622 (5)	3:07.507 (6) 59.600 (4)	<b>4:08.593</b> 1:01.086 (5)	57.926	
7	1	BLEDDYN Oliver	AUS	1:07.682 (11)	2:07.698 (8) 1:00.016 (6)	3:08.173 (9) 1:00.475 (9)	<b>4:09.606</b> 1:01.433 (6)	57.691	
8	144	GROSS Felix	GER	1:06.951 (5)	2:07.141 (7) 1:00.190 (9)	3:08.074 (7) 1:00.933 (11)	<b>4:09.800</b> 1:01.726 (10)	57.646	
9	80	ERNST Chris	CAN	1:08.213 (16)	2:08.257 (11) 1:00.044 (7)	3:08.683 (10) 1:00.426 (7)	<b>4:10.281</b> 1:01.598 (9)	57.535	
10	165	MORO Manlio	ITA	1:07.309 (10)	2:08.429 (13) 1:01.120 (13)	3:08.872 (11) 1:00.443 (8)	<b>4:10.460</b> 1:01.588 (7)	57.494	
11	62	SEXTON Thomas	NZL	1:06.368 (2)	2:06.457 (4) 1:00.089 (8)	3:08.118 (8) 1:01.661 (13)	<b>4:11.793</b> 1:03.675 (16)	57.190	
12	125	ERMENAUULT Corentin	FRA	1:07.221 (8)	2:07.769 (9) 1:00.548 (11)	3:09.061 (12) 1:01.292 (12)	<b>4:12.341</b> 1:03.280 (15)	57.066	
13	65	IMHOF Claudio	SUI	1:09.289 (19)	2:10.013 (17) 1:00.724 (12)	3:10.359 (13) 1:00.346 (6)	<b>4:13.157</b> 1:02.798 (13)	56.882	
14	63	MAJEWSKI Kacper	POL	1:08.076 (15)	2:09.379 (16) 1:01.303 (14)	3:11.211 (16) 1:01.832 (15)	<b>4:13.544</b> 1:02.333 (12)	56.795	
15	58	KUBOKI Kazushige	JPN	1:07.968 (14)	2:09.346 (15) 1:01.378 (17)	3:11.864 (17) 1:02.518 (19)	<b>4:13.708</b> 1:01.844 (11)	56.758	
16	161	GALLI Niccolo	ITA	1:07.960 (13)	2:09.317 (14) 1:01.357 (16)	3:11.121 (15) 1:01.804 (14)	<b>4:14.830</b> 1:03.709 (17)	56.508	
17	81	FOLEY Michael	CAN	1:06.981 (6)	2:08.327 (12) 1:01.346 (15)	3:10.794 (14) 1:02.467 (18)	<b>4:15.609</b> 1:04.815 (20)	56.336	

**HOST PARTNERS**



**MAIN PARTNERS**



**OFFICIAL PARTNERS**



**OFFICIAL SUPPLIERS**



2-9 August 2023

Communiqué no. 71

**Men Elite Individual Pursuit / Poursuite individuelle hommes élites  
Qualification / Qualifications  
Results / Résultats**

Sun 6 Aug 2023 - Race distance: 4km

Rank	Race Number	Name	NAT	1000m	2000m 1000-2000	3000m 2000-3000	Time 3000-4000	Average Speed km/h
18	84	MATTERN Carson	CAN	1:08.975 (18)	2:10.797 (18) 1:01.822 (18)	3:13.107 (18) 1:02.310 (17)	<b>4:17.896</b> 1:04.789 (19)	55.836
19	94	ZHANG Haiao	CHN	1:10.342 (22)	2:12.597 (20) 1:02.255 (19)	3:14.679 (19) 1:02.082 (16)	<b>4:17.897</b> 1:03.218 (14)	55.836
20	96	ARANGO CARVAJAL Juan Esteban	COL	1:10.526 (24)	2:12.843 (21) 1:02.317 (20)	3:16.242 (21) 1:03.399 (20)	<b>4:21.752</b> 1:05.510 (21)	55.014
21	117	BENASSAR ROSSELLO Joan Marti	ESP	1:10.443 (23)	2:13.772 (22) 1:03.329 (22)	3:17.565 (22) 1:03.793 (21)	<b>4:21.951</b> 1:04.386 (18)	54.972
22	170	MATSUDA Shoi	JPN	1:07.824 (12)	2:10.999 (19) 1:03.175 (21)	3:15.900 (20) 1:04.901 (22)	<b>4:21.963</b> 1:06.063 (22)	54.970
23	25	DINMUKHAMEDOV Ramis	KAZ	1:09.661 (20)	2:14.611 (23) 1:04.950 (24)	3:20.773 (23) 1:06.162 (23)	<b>4:28.720</b> 1:07.947 (23)	53.587
24	178	KORNILOVS Vitalijs	LAT	1:10.707 (25)	2:15.766 (25) 1:05.059 (25)	3:22.274 (24) 1:06.508 (24)	<b>4:31.444</b> 1:09.170 (25)	53.050
25	44	TCHAMBAZ Lotfi	ALG	1:11.682 (26)	2:17.813 (26) 1:06.131 (26)	3:25.883 (26) 1:08.070 (25)	<b>4:34.561</b> 1:08.678 (24)	52.447
26	89	QIU Zhentao	CHN	1:10.274 (21)	2:15.060 (24) 1:04.786 (23)	3:23.845 (25) 1:08.785 (26)	<b>4:36.644</b> 1:12.799 (27)	52.052
27	37	THIEBAUD Valere	SUI	1:16.442 (27)	2:26.540 (27) 1:10.098 (27)	3:36.880 (27) 1:10.340 (27)	<b>4:46.943</b> 1:10.063 (26)	50.184

**Progression rule:**

Fastest 2 riders race for Gold, and 3rd and 4th riders race for Bronze.

**LEGEND**

**QB** Qualified for Bronze      **QG** Qualified for Gold

**HOST PARTNERS**



**MAIN PARTNERS**



**OFFICIAL PARTNERS**



**OFFICIAL SUPPLIERS**



2-9 August 2023

**Men Elite Individual Pursuit / Poursuite individuelle hommes élites  
Qualification / Qualifications  
Race Analysis / Analyse de la course**

**Heat 1**

144 GROSS Felix - GER					
Distance	Time	Rank	Lap Time	Lap	
125m	13.479	5			125m
250m	21.769	7	21.769	1	250m
375m	29.485	6			375m
500m	36.988	6	15.219	2	500m
625m	44.463	6			625m
750m	51.926	6	14.938	3	750m
875m	59.446	5			875m
1000m	1:06.951	5	15.025	4	1000m
1125m	1:14.424	5			1125m
1250m	1:21.900	6	14.949	5	1250m
1375m	1:29.396	6			1375m
1500m	1:36.915	6	15.015	6	1500m
1625m	1:44.445	7			1625m
1750m	1:52.007	7	15.092	7	1750m
1875m	1:59.568	7			1875m
2000m	2:07.141	7	15.134	8	2000m
2125m	2:14.690	7			2125m
2250m	2:22.266	7	15.125	9	2250m
2375m	2:29.848	7			2375m
2500m	2:37.482	7	15.216	10	2500m
2625m	2:45.126	8			2625m
2750m	2:52.770	8	15.288	11	2750m
2875m	3:00.413	8			2875m
3000m	3:08.074	7	15.304	12	3000m
3125m	3:15.751	8			3125m
3250m	3:23.455	8	15.381	13	3250m
3375m	3:31.136	8			3375m
3500m	3:38.842	8	15.387	14	3500m
3625m	3:46.553	8			3625m
3750m	3:54.275	8	15.433	15	3750m
3875m	4:02.020	8			3875m
4000m	4:09.800	8	15.525	16	4000m

**HOST PARTNERS**



**MAIN PARTNERS**



**OFFICIAL PARTNERS**



**OFFICIAL SUPPLIERS**





2-9 August 2023

**Men Elite Individual Pursuit / Poursuite individuelle hommes élités**  
**Qualification / Qualifications**  
**Race Analysis / Analyse de la course**

**Heat 2**

25 DINMUKHMETOV Ramis - KAZ				Lap	89 QIU Zhentao - CHN			
Distance	Time	Rank	Lap Time		Distance	Time	Rank	Lap Time
125m	13.526	7			125m	14.418	24	
250m	21.987	12	21.987	1	250m	22.981	23	22.981
375m	29.944	14			375m	30.953	21	
500m	37.867	16	15.880	2	500m	38.737	21	15.756
625m	45.777	17			625m	46.517	21	
750m	53.731	19	15.864	3	750m	54.389	21	15.652
875m	1:01.664	20			875m	1:02.322	21	
1000m	1:09.661	20	15.930	4	1000m	1:10.274	21	15.885
1125m	1:17.679	20			1125m	1:18.261	22	
1250m	1:25.756	20	16.095	5	1250m	1:26.258	24	15.984
1375m	1:33.798	22			1375m	1:34.286	24	
1500m	1:41.929	23	16.173	6	1500m	1:42.324	24	16.066
1625m	1:50.081	23			1625m	1:50.394	24	
1750m	1:58.262	23	16.333	7	1750m	1:58.587	24	16.263
1875m	2:06.439	23			1875m	2:06.802	24	
2000m	2:14.611	23	16.349	8	2000m	2:15.060	24	16.473
2125m	2:22.797	23			2125m	2:23.352	24	
2250m	2:30.989	23	16.378	9	2250m	2:31.739	24	16.679
2375m	2:39.234	23			2375m	2:40.186	24	
2500m	2:47.522	23	16.533	10	2500m	2:48.678	24	16.939
2625m	2:55.838	23			2625m	2:57.260	25	
2750m	3:04.138	23	16.616	11	2750m	3:05.953	25	17.275
2875m	3:12.435	23			2875m	3:14.830	25	
3000m	3:20.773	23	16.635	12	3000m	3:23.845	25	17.892
3125m	3:29.179	23			3125m	3:32.978	25	
3250m	3:37.678	23	16.905	13	3250m	3:42.098	25	18.253
3375m	3:46.217	23			3375m	3:51.283	25	
3500m	3:54.769	23	17.091	14	3500m	4:00.443	25	18.345
3625m	4:03.285	23			3625m	4:09.509	26	
3750m	4:11.775	23	17.006	15	3750m	4:18.477	26	18.034
3875m	4:20.246	23			3875m	4:27.521	26	
4000m	4:28.720	23	16.945	16	4000m	4:36.644	26	18.167

**HOST PARTNERS**



**MAIN PARTNERS**



**OFFICIAL PARTNERS**



**OFFICIAL SUPPLIERS**



2-9 August 2023

**Men Elite Individual Pursuit / Poursuite individuelle hommes élités**  
**Qualification / Qualifications**  
**Race Analysis / Analyse de la course**

**Heat 3**

96 ARANGO CARVAJAL Juan Esteban - COL				Lap	1 BLEDDYN Oliver - AUS			
Distance	Time	Rank	Lap Time		Distance	Time	Rank	Lap Time
125m	13.812	14			125m	13.552	8	
250m	22.395	16	22.395	1	250m	21.864	8	21.864
375m	30.609	19			375m	29.774	12	
500m	38.747	22	16.352	2	500m	37.532	13	15.668
625m	46.787	23			625m	45.159	13	
750m	54.794	23	16.047	3	750m	52.724	13	15.192
875m	1:02.675	24			875m	1:00.220	13	
1000m	1:10.526	24	15.732	4	1000m	1:07.682	11	14.958
1125m	1:18.286	23			1125m	1:15.137	11	
1250m	1:26.015	22	15.489	5	1250m	1:22.628	10	14.946
1375m	1:33.761	21			1375m	1:30.118	10	
1500m	1:41.538	21	15.523	6	1500m	1:37.644	10	15.016
1625m	1:49.317	21			1625m	1:45.165	10	
1750m	1:57.118	21	15.580	7	1750m	1:52.692	9	15.048
1875m	2:04.901	21			1875m	2:00.187	8	
2000m	2:12.843	21	15.725	8	2000m	2:07.698	8	15.006
2125m	2:20.772	21			2125m	2:15.219	8	
2250m	2:28.637	21	15.794	9	2250m	2:22.766	9	15.068
2375m	2:36.560	21			2375m	2:30.296	9	
2500m	2:44.462	21	15.825	10	2500m	2:37.860	9	15.094
2625m	2:52.369	21			2625m	2:45.401	9	
2750m	3:00.277	21	15.815	11	2750m	2:52.962	9	15.102
2875m	3:08.317	21			2875m	3:00.481	9	
3000m	3:16.242	21	15.965	12	3000m	3:08.173	9	15.211
3125m	3:24.191	20			3125m	3:15.750	7	
3250m	3:32.135	20	15.893	13	3250m	3:23.351	7	15.178
3375m	3:40.255	20			3375m	3:30.954	7	
3500m	3:48.474	20	16.339	14	3500m	3:38.643	7	15.292
3625m	3:56.763	20			3625m	3:46.356	7	
3750m	4:05.010	20	16.536	15	3750m	3:54.100	7	15.457
3875m	4:13.329	20			3875m	4:01.848	7	
4000m	4:21.752	20	16.742	16	4000m	4:09.606	7	15.506

**HOST PARTNERS**



**MAIN PARTNERS**



**OFFICIAL PARTNERS**



**OFFICIAL SUPPLIERS**



2-9 August 2023

**Men Elite Individual Pursuit / Poursuite individuelle hommes élités**  
**Qualification / Qualifications**  
**Race Analysis / Analyse de la course**

**Heat 4**

37 THIEBAUD Valere - SUI				Lap	117 BENNASSAR ROSSELLO Joan Marti - ESP			
Distance	Time	Rank	Lap Time		Distance	Time	Rank	Lap Time
125m	14.653	27			125m	14.075	20	
250m	23.869	27	23.869	1	250m	22.823	22	22.823
375m	32.696	27			375m	30.954	22	
500m	41.399	27	17.530	2	500m	38.889	23	16.066
625m	50.129	27			625m	46.786	22	
750m	58.903	27	17.504	3	750m	54.683	22	15.794
875m	1:07.675	27			875m	1:02.576	22	
1000m	1:16.442	27	17.539	4	1000m	1:10.443	23	15.760
1125m	1:25.269	27			1125m	1:18.315	24	
1250m	1:34.035	27	17.593	5	1250m	1:26.176	23	15.733
1375m	1:42.799	27			1375m	1:34.033	23	
1500m	1:51.475	27	17.440	6	1500m	1:41.920	22	15.744
1625m	2:00.174	27			1625m	1:49.846	22	
1750m	2:08.930	27	17.455	7	1750m	1:57.822	22	15.902
1875m	2:17.743	27			1875m	2:05.809	22	
2000m	2:26.540	27	17.610	8	2000m	2:13.772	22	15.950
2125m	2:35.353	27			2125m	2:21.713	22	
2250m	2:44.092	27	17.552	9	2250m	2:29.635	22	15.863
2375m	2:52.874	27			2375m	2:37.579	22	
2500m	3:01.675	27	17.583	10	2500m	2:45.570	22	15.935
2625m	3:10.484	27			2625m	2:53.575	22	
2750m	3:19.240	27	17.565	11	2750m	3:01.579	22	16.009
2875m	3:28.062	27			2875m	3:09.568	22	
3000m	3:36.880	27	17.640	12	3000m	3:17.565	22	15.986
3125m	3:45.697	27			3125m	3:25.618	22	
3250m	3:54.439	27	17.559	13	3250m	3:33.612	22	16.047
3375m	4:03.202	27			3375m	3:41.619	22	
3500m	4:11.913	27	17.474	14	3500m	3:49.600	22	15.988
3625m	4:20.657	27			3625m	3:57.614	22	
3750m	4:29.438	27	17.525	15	3750m	4:05.667	22	16.067
3875m	4:38.179	27			3875m	4:13.774	22	
4000m	4:46.943	27	17.505	16	4000m	4:21.951	21	16.284

**HOST PARTNERS**



**MAIN PARTNERS**



**OFFICIAL PARTNERS**



**OFFICIAL SUPPLIERS**



2-9 August 2023

**Men Elite Individual Pursuit / Poursuite individuelle hommes élités**  
**Qualification / Qualifications**  
**Race Analysis / Analyse de la course**

**Heat 5**

84 MATTERN Carson - CAN				Lap	161 GALLI Niccolo - ITA			
Distance	Time	Rank	Lap Time		Distance	Time	Rank	Lap Time
125m	14.049	19			125m	13.695	11	
250m	22.487	18	22.487	1	250m	21.951	11	21.951
375m	30.545	18			375m	29.649	9	
500m	38.346	18	15.859	2	500m	37.204	10	15.253
625m	46.048	18			625m	44.775	11	
750m	53.726	18	15.380	3	750m	52.476	12	15.272
875m	1:01.325	18			875m	1:00.201	12	
1000m	1:08.975	18	15.249	4	1000m	1:07.960	13	15.484
1125m	1:16.605	18			1125m	1:15.646	13	
1250m	1:24.325	18	15.350	5	1250m	1:23.336	16	15.376
1375m	1:32.036	18			1375m	1:30.994	16	
1500m	1:39.758	19	15.433	6	1500m	1:38.648	16	15.312
1625m	1:47.478	19			1625m	1:46.276	15	
1750m	1:55.266	19	15.508	7	1750m	1:53.942	15	15.294
1875m	2:03.012	19			1875m	2:01.612	14	
2000m	2:10.797	18	15.531	8	2000m	2:09.317	14	15.375
2125m	2:18.523	18			2125m	2:17.000	14	
2250m	2:26.233	18	15.436	9	2250m	2:24.673	14	15.356
2375m	2:33.930	18			2375m	2:32.372	14	
2500m	2:41.657	18	15.424	10	2500m	2:40.083	14	15.410
2625m	2:49.441	18			2625m	2:47.818	15	
2750m	2:57.263	18	15.606	11	2750m	2:55.565	15	15.482
2875m	3:05.118	18			2875m	3:03.331	15	
3000m	3:13.107	18	15.844	12	3000m	3:11.121	15	15.556
3125m	3:21.124	18			3125m	3:18.901	15	
3250m	3:29.254	18	16.147	13	3250m	3:26.747	14	15.626
3375m	3:37.326	18			3375m	3:34.646	15	
3500m	3:45.484	18	16.230	14	3500m	3:42.538	15	15.791
3625m	3:53.618	18			3625m	3:50.448	15	
3750m	4:01.703	19	16.219	15	3750m	3:58.470	15	15.932
3875m	4:09.847	19			3875m	4:06.549	16	
4000m	4:17.896	18	16.193	16	4000m	4:14.830	16	16.360

**HOST PARTNERS**



**MAIN PARTNERS**



**OFFICIAL PARTNERS**



**OFFICIAL SUPPLIERS**



2-9 August 2023

**Men Elite Individual Pursuit / Poursuite individuelle hommes élités**  
**Qualification / Qualifications**  
**Race Analysis / Analyse de la course**

**Heat 6**

178 KORNILOVS Vitalijs - LAT					165 MORO Manlio - ITA				
Distance	Time	Rank	Lap Time	Lap	Distance	Time	Rank	Lap Time	
125m	14.178	22			125m	13.505	6		
250m	22.802	21	22.802	1	250m	21.646	4	21.646	
375m	30.981	23			375m	29.296	4		
500m	39.018	24	16.216	2	500m	36.807	4	15.161	
625m	47.030	24			625m	44.331	5		
750m	54.955	25	15.937	3	750m	51.925	5	15.118	
875m	1:02.839	25			875m	59.595	8		
1000m	1:10.707	25	15.752	4	1000m	1:07.309	10	15.384	
1125m	1:18.588	25			1125m	1:15.045	10		
1250m	1:26.586	25	15.879	5	1250m	1:22.781	11	15.472	
1375m	1:34.639	25			1375m	1:30.468	11		
1500m	1:42.808	25	16.222	6	1500m	1:38.084	11	15.303	
1625m	1:50.963	25			1625m	1:45.650	12		
1750m	1:59.180	25	16.372	7	1750m	1:53.200	12	15.116	
1875m	2:07.455	25			1875m	2:00.800	13		
2000m	2:15.766	25	16.586	8	2000m	2:08.429	13	15.229	
2125m	2:24.009	25			2125m	2:16.057	12		
2250m	2:32.273	25	16.507	9	2250m	2:23.738	12	15.309	
2375m	2:40.477	25			2375m	2:31.251	12		
2500m	2:48.753	25	16.480	10	2500m	2:38.767	12	15.029	
2625m	2:57.049	24			2625m	2:46.299	12		
2750m	3:05.431	24	16.678	11	2750m	2:53.825	12	15.058	
2875m	3:13.847	24			2875m	3:01.353	11		
3000m	3:22.274	24	16.843	12	3000m	3:08.872	11	15.047	
3125m	3:30.773	24			3125m	3:16.422	11		
3250m	3:39.298	24	17.024	13	3250m	3:24.026	11	15.154	
3375m	3:47.891	24			3375m	3:31.657	10		
3500m	3:56.520	24	17.222	14	3500m	3:39.330	10	15.304	
3625m	4:05.207	24			3625m	3:47.102	10		
3750m	4:13.942	24	17.422	15	3750m	3:54.872	10	15.542	
3875m	4:22.683	24			3875m	4:02.663	10		
4000m	4:31.444	24	17.502	16	4000m	4:10.460	10	15.588	

**HOST PARTNERS**



**MAIN PARTNERS**



**OFFICIAL PARTNERS**



**OFFICIAL SUPPLIERS**



2-9 August 2023

**Men Elite Individual Pursuit / Poursuite individuelle hommes élités**  
**Qualification / Qualifications**  
**Race Analysis / Analyse de la course**

Heat 7

81 FOLEY Michael - CAN					58 KUBOKI Kazushige - JPN				
Distance	Time	Rank	Lap Time	Lap	Distance	Time	Rank	Lap Time	
125m	13.291	1			125m	13.919	17		
250m	21.505	2	21.505	1	250m	22.478	17	22.478	
375m	29.211	2			375m	30.234	16		
500m	36.788	3	15.283	2	500m	37.784	14	15.306	
625m	44.326	4			625m	45.350	14		
750m	51.871	4	15.083	3	750m	52.843	14	15.059	
875m	59.411	4			875m	1:00.410	14		
1000m	1:06.981	6	15.110	4	1000m	1:07.968	14	15.125	
1125m	1:14.578	7			1125m	1:15.582	12		
1250m	1:22.173	7	15.192	5	1250m	1:23.168	13	15.200	
1375m	1:29.800	8			1375m	1:30.779	13		
1500m	1:37.460	9	15.287	6	1500m	1:38.416	14	15.248	
1625m	1:45.151	9			1625m	1:46.190	14		
1750m	1:52.848	10	15.388	7	1750m	1:53.920	14	15.504	
1875m	2:00.576	11			1875m	2:01.621	15		
2000m	2:08.327	12	15.479	8	2000m	2:09.346	15	15.426	
2125m	2:16.102	13			2125m	2:17.126	16		
2250m	2:23.849	13	15.522	9	2250m	2:24.895	16	15.549	
2375m	2:31.622	13			2375m	2:32.699	17		
2500m	2:39.424	13	15.575	10	2500m	2:40.526	17	15.631	
2625m	2:47.257	13			2625m	2:48.352	17		
2750m	2:55.069	13	15.645	11	2750m	2:56.196	17	15.670	
2875m	3:02.907	14			2875m	3:04.005	17		
3000m	3:10.794	14	15.725	12	3000m	3:11.864	17	15.668	
3125m	3:18.742	14			3125m	3:19.781	17		
3250m	3:26.756	15	15.962	13	3250m	3:27.579	17	15.715	
3375m	3:34.841	16			3375m	3:35.314	17		
3500m	3:42.939	16	16.183	14	3500m	3:43.045	17	15.466	
3625m	3:51.084	17			3625m	3:50.805	16		
3750m	3:59.187	17	16.248	15	3750m	3:58.513	16	15.468	
3875m	4:07.376	17			3875m	4:06.193	15		
4000m	4:15.609	17	16.422	16	4000m	4:13.708	15	15.195	

**HOST PARTNERS**



**MAIN PARTNERS**



**OFFICIAL PARTNERS**



**OFFICIAL SUPPLIERS**



2-9 August 2023

**Men Elite Individual Pursuit / Poursuite individuelle hommes élités**  
**Qualification / Qualifications**  
**Race Analysis / Analyse de la course**

**Heat 8**

63 MAJEWSKI Kacper - POL					70 LEAHY Conor - AUS				
Distance	Time	Rank	Lap Time	Lap	Distance	Time	Rank	Lap Time	
125m	14.126	21			125m	14.455	25		
250m	22.554	19	22.554	1	250m	23.140	25	23.140	
375m	30.339	17			375m	31.005	24		
500m	37.932	17	15.378	2	500m	38.582	20	15.442	
625m	45.473	15			625m	46.049	19		
750m	52.968	15	15.036	3	750m	53.486	17	14.904	
875m	1:00.511	15			875m	1:00.892	17		
1000m	1:08.076	15	15.108	4	1000m	1:08.285	17	14.799	
1125m	1:15.661	14			1125m	1:15.707	16		
1250m	1:23.288	15	15.212	5	1250m	1:23.157	12	14.872	
1375m	1:30.945	15			1375m	1:30.628	12		
1500m	1:38.613	15	15.325	6	1500m	1:38.093	12	14.936	
1625m	1:46.307	16			1625m	1:45.556	11		
1750m	1:53.988	16	15.375	7	1750m	1:53.028	11	14.935	
1875m	2:01.692	16			1875m	2:00.475	10		
2000m	2:09.379	16	15.391	8	2000m	2:07.907	10	14.879	
2125m	2:17.054	15			2125m	2:15.353	9		
2250m	2:24.735	15	15.356	9	2250m	2:22.734	8	14.827	
2375m	2:32.431	15			2375m	2:30.136	8		
2500m	2:40.168	15	15.433	10	2500m	2:37.561	8	14.827	
2625m	2:47.892	16			2625m	2:45.000	7		
2750m	2:55.656	16	15.488	11	2750m	2:52.469	7	14.908	
2875m	3:03.419	16			2875m	2:59.964	6		
3000m	3:11.211	16	15.555	12	3000m	3:07.507	6	15.038	
3125m	3:19.040	16			3125m	3:15.063	6		
3250m	3:26.838	16	15.627	13	3250m	3:22.664	6	15.157	
3375m	3:34.640	14			3375m	3:30.274	6		
3500m	3:42.383	14	15.545	14	3500m	3:37.925	6	15.261	
3625m	3:50.132	14			3625m	3:45.577	6		
3750m	3:57.872	14	15.489	15	3750m	3:53.234	6	15.309	
3875m	4:05.675	14			3875m	4:00.898	6		
4000m	4:13.544	14	15.672	16	4000m	4:08.593	6	15.359	

**HOST PARTNERS**



**MAIN PARTNERS**



**OFFICIAL PARTNERS**



**OFFICIAL SUPPLIERS**



2-9 August 2023

**Men Elite Individual Pursuit / Poursuite individuelle hommes élités**  
**Qualification / Qualifications**  
**Race Analysis / Analyse de la course**

**Heat 9**

204 ALVES OLIVEIRA Ivo Manuel - POR				Lap	94 ZHANG Haiao -			
Distance	Time	Rank	Lap Time		Distance	Time	Rank	Lap Time
125m	13.696	12			125m	14.396	23	
250m	21.943	10	21.943	1	250m	23.058	24	23.058
375m	29.709	11			375m	31.221	25	
500m	37.324	11	15.381	2	500m	39.218	25	16.160
625m	44.772	10			625m	47.135	25	
750m	52.164	8	14.840	3	750m	54.925	24	15.707
875m	59.563	6			875m	1:02.641	23	
1000m	1:06.987	7	14.823	4	1000m	1:10.342	22	15.417
1125m	1:14.439	6			1125m	1:18.025	21	
1250m	1:21.876	5	14.889	5	1250m	1:25.767	21	15.425
1375m	1:29.307	5			1375m	1:33.546	20	
1500m	1:36.734	5	14.858	6	1500m	1:41.302	20	15.535
1625m	1:44.188	4			1625m	1:49.062	20	
1750m	1:51.664	4	14.930	7	1750m	1:56.877	20	15.575
1875m	1:59.093	5			1875m	2:04.718	20	
2000m	2:06.565	5	14.901	8	2000m	2:12.597	20	15.720
2125m	2:14.021	4			2125m	2:20.500	20	
2250m	2:21.454	4	14.889	9	2250m	2:28.428	20	15.831
2375m	2:28.885	4			2375m	2:36.416	20	
2500m	2:36.316	4	14.862	10	2500m	2:44.155	20	15.727
2625m	2:43.698	4			2625m	2:51.728	20	
2750m	2:51.108	4	14.792	11	2750m	2:59.308	19	15.153
2875m	2:58.589	4			2875m	3:06.988	19	
3000m	3:06.119	4	15.011	12	3000m	3:14.679	19	15.371
3125m	3:13.674	4			3125m	3:22.415	19	
3250m	3:21.226	4	15.107	13	3250m	3:30.188	19	15.509
3375m	3:28.694	4			3375m	3:37.998	19	
3500m	3:36.109	4	14.883	14	3500m	3:45.849	19	15.661
3625m	3:43.540	4			3625m	3:53.736	19	
3750m	3:51.088	4	14.979	15	3750m	4:01.673	18	15.824
3875m	3:58.713	4			3875m	4:09.709	18	
4000m	4:06.407	4	15.319	16	4000m	4:17.897	19	16.224

**HOST PARTNERS**



**MAIN PARTNERS**



**OFFICIAL PARTNERS**



**OFFICIAL SUPPLIERS**





2-9 August 2023

**Men Elite Individual Pursuit / Poursuite individuelle hommes élités**  
**Qualification / Qualifications**  
**Race Analysis / Analyse de la course**

**Heat 10**

141 BUCK-GRAMCKO Tobias - GER				Lap	44 TCHAMBAZ Lotfi - ALG			
Distance	Time	Rank	Lap Time		Distance	Time	Rank	Lap Time
125m	13.567	9			125m	14.471	26	
250m	21.747	5	21.747	1	250m	23.574	26	23.574
375m	29.398	5			375m	31.825	26	
500m	36.847	5	15.100	2	500m	39.781	26	16.207
625m	44.284	3			625m	47.673	26	
750m	51.723	3	14.876	3	750m	55.605	26	15.824
875m	59.197	3			875m	1:03.600	26	
1000m	1:06.686	3	14.963	4	1000m	1:11.682	26	16.077
1125m	1:14.180	4			1125m	1:19.834	26	
1250m	1:21.639	4	14.953	5	1250m	1:28.052	26	16.370
1375m	1:29.099	4			1375m	1:36.313	26	
1500m	1:36.567	4	14.928	6	1500m	1:44.623	26	16.571
1625m	1:44.199	5			1625m	1:52.901	26	
1750m	1:51.759	6	15.192	7	1750m	2:01.163	26	16.540
1875m	1:59.340	6			1875m	2:09.456	26	
2000m	2:06.938	6	15.179	8	2000m	2:17.813	26	16.650
2125m	2:14.552	6			2125m	2:26.204	26	
2250m	2:22.117	6	15.179	9	2250m	2:34.628	26	16.815
2375m	2:29.700	6			2375m	2:43.097	26	
2500m	2:37.266	6	15.149	10	2500m	2:51.608	26	16.980
2625m	2:44.809	6			2625m	3:00.162	26	
2750m	2:52.371	5	15.105	11	2750m	3:08.715	26	17.107
2875m	2:59.945	5			2875m	3:17.297	26	
3000m	3:07.467	5	15.096	12	3000m	3:25.883	26	17.168
3125m	3:15.009	5			3125m	3:34.491	26	
3250m	3:22.458	5	14.991	13	3250m	3:43.177	26	17.294
3375m	3:29.898	5			3375m	3:51.816	26	
3500m	3:37.345	5	14.887	14	3500m	4:00.471	26	17.294
3625m	3:44.814	5			3625m	4:09.007	25	
3750m	3:52.359	5	15.014	15	3750m	4:17.546	25	17.075
3875m	4:00.056	5			3875m	4:26.067	25	
4000m	4:07.626	5	15.267	16	4000m	4:34.561	25	17.015

**HOST PARTNERS**



**MAIN PARTNERS**



**OFFICIAL PARTNERS**



**OFFICIAL SUPPLIERS**



2-9 August 2023

**Men Elite Individual Pursuit / Poursuite individuelle hommes élités**  
**Qualification / Qualifications**  
**Race Analysis / Analyse de la course**

**Heat 11**

65 IMHOF Claudio - SUI					80 ERNST Chris - CAN				
Distance	Time	Rank	Lap Time	Lap	Distance	Time	Rank	Lap Time	
125m	13.917	16			125m	13.715	13		
250m	22.565	20	22.565	1	250m	22.163	14	22.163	
375m	30.650	20			375m	30.108	15		
500m	38.499	19	15.934	2	500m	37.823	15	15.660	
625m	46.241	20			625m	45.474	16		
750m	53.942	20	15.443	3	750m	53.067	16	15.244	
875m	1:01.644	19			875m	1:00.647	16		
1000m	1:09.289	19	15.347	4	1000m	1:08.213	16	15.146	
1125m	1:16.938	19			1125m	1:15.766	17		
1250m	1:24.554	19	15.265	5	1250m	1:23.275	14	15.062	
1375m	1:32.195	19			1375m	1:30.785	14		
1500m	1:39.753	18	15.199	6	1500m	1:38.292	13	15.017	
1625m	1:47.302	18			1625m	1:45.803	13		
1750m	1:54.873	17	15.120	7	1750m	1:53.295	13	15.003	
1875m	2:02.466	17			1875m	2:00.776	12		
2000m	2:10.013	17	15.140	8	2000m	2:08.257	11	14.962	
2125m	2:17.577	17			2125m	2:15.750	11		
2250m	2:25.102	17	15.089	9	2250m	2:23.268	11	15.011	
2375m	2:32.620	16			2375m	2:30.803	11		
2500m	2:40.174	16	15.072	10	2500m	2:38.362	11	15.094	
2625m	2:47.715	14			2625m	2:45.939	10		
2750m	2:55.246	14	15.072	11	2750m	2:53.517	10	15.155	
2875m	3:02.817	13			2875m	3:01.097	10		
3000m	3:10.359	13	15.113	12	3000m	3:08.683	10	15.166	
3125m	3:17.952	13			3125m	3:16.292	10		
3250m	3:25.586	13	15.227	13	3250m	3:23.938	10	15.255	
3375m	3:33.328	13			3375m	3:31.611	9		
3500m	3:41.131	13	15.545	14	3500m	3:39.316	9	15.378	
3625m	3:49.023	13			3625m	3:47.000	9		
3750m	3:56.982	13	15.851	15	3750m	3:54.753	9	15.437	
3875m	4:05.056	13			3875m	4:02.503	9		
4000m	4:13.157	13	16.175	16	4000m	4:10.281	9	15.528	

**HOST PARTNERS**



**MAIN PARTNERS**



**OFFICIAL PARTNERS**



**OFFICIAL SUPPLIERS**



2-9 August 2023

**Men Elite Individual Pursuit / Poursuite individuelle hommes élités**  
**Qualification / Qualifications**  
**Race Analysis / Analyse de la course**

**Heat 12**

125 ERMENAUULT Corentin - FRA				Lap	170 MATSUDA Shoi - JPN			
Distance	Time	Rank	Lap Time		Distance	Time	Rank	Lap Time
125m	13.458	3			125m	13.470	4	
250m	21.765	6	21.765	1	250m	21.885	9	21.885
375m	29.546	7			375m	29.644	8	
500m	37.121	7	15.356	2	500m	37.161	8	15.276
625m	44.625	7			625m	44.698	8	
750m	52.157	7	15.036	3	750m	52.345	10	15.184
875m	59.675	9			875m	1:00.030	11	
1000m	1:07.221	8	15.064	4	1000m	1:07.824	12	15.479
1125m	1:14.752	8			1125m	1:15.698	15	
1250m	1:22.306	9	15.085	5	1250m	1:23.561	17	15.737
1375m	1:29.845	9			1375m	1:31.392	17	
1500m	1:37.457	8	15.151	6	1500m	1:39.232	17	15.671
1625m	1:45.037	8			1625m	1:47.075	17	
1750m	1:52.618	8	15.161	7	1750m	1:55.012	18	15.780
1875m	2:00.203	9			1875m	2:02.986	18	
2000m	2:07.769	9	15.151	8	2000m	2:10.999	19	15.987
2125m	2:15.374	10			2125m	2:19.045	19	
2250m	2:22.997	10	15.228	9	2250m	2:27.147	19	16.148
2375m	2:30.670	10			2375m	2:35.241	19	
2500m	2:38.349	10	15.352	10	2500m	2:43.257	19	16.110
2625m	2:46.035	11			2625m	2:51.317	19	
2750m	2:53.702	11	15.353	11	2750m	2:59.435	20	16.178
2875m	3:01.387	12			2875m	3:07.610	20	
3000m	3:09.061	12	15.359	12	3000m	3:15.900	20	16.465
3125m	3:16.758	12			3125m	3:24.253	21	
3250m	3:24.455	12	15.394	13	3250m	3:32.310	21	16.410
3375m	3:32.728	12			3375m	3:41.019	21	
3500m	3:40.107	12	15.652	14	3500m	3:49.208	21	16.898
3625m	3:48.021	12			3625m	3:57.404	21	
3750m	3:56.053	12	15.946	15	3750m	4:05.588	21	16.380
3875m	4:04.154	12			3875m	4:13.765	21	
4000m	4:12.341	12	16.288	16	4000m	4:21.963	22	16.375

**HOST PARTNERS**



**MAIN PARTNERS**



**OFFICIAL PARTNERS**



**OFFICIAL SUPPLIERS**



2-9 August 2023

**Men Elite Individual Pursuit / Poursuite individuelle hommes élités**  
**Qualification / Qualifications**  
**Race Analysis / Analyse de la course**

**Heat 13**

164 MILAN Jonathan - ITA					62 SEXTON Thomas - NZL				
Distance	Time	Rank	Lap Time	Lap	Distance	Time	Rank	Lap Time	
125m	13.582	10			125m	13.338	2		
250m	21.597	3	21.597	1	250m	21.488	1	21.488	
375m	29.146	1			375m	29.211	2		
500m	36.604	1	15.007	2	500m	36.715	2	15.227	
625m	43.996	1			625m	44.136	2		
750m	51.388	1	14.784	3	750m	51.541	2	14.826	
875m	58.750	1			875m	58.937	2		
1000m	1:06.152	1	14.764	4	1000m	1:06.368	2	14.827	
1125m	1:13.493	1			1125m	1:13.797	2		
1250m	1:20.793	1	14.641	5	1250m	1:21.265	3	14.897	
1375m	1:28.098	1			1375m	1:28.748	3		
1500m	1:35.433	1	14.640	6	1500m	1:36.275	3	15.010	
1625m	1:42.790	1			1625m	1:43.790	3		
1750m	1:50.173	2	14.740	7	1750m	1:51.339	3	15.064	
1875m	1:57.569	2			1875m	1:58.875	3		
2000m	2:04.967	2	14.794	8	2000m	2:06.457	4	15.118	
2125m	2:12.389	2			2125m	2:14.029	5		
2250m	2:19.761	2	14.794	9	2250m	2:21.634	5	15.177	
2375m	2:27.182	2			2375m	2:29.286	5		
2500m	2:34.661	2	14.900	10	2500m	2:36.967	5	15.333	
2625m	2:42.140	2			2625m	2:44.691	5		
2750m	2:49.650	2	14.989	11	2750m	2:52.449	6	15.482	
2875m	2:57.192	3			2875m	3:00.259	7		
3000m	3:04.797	3	15.147	12	3000m	3:08.118	8	15.669	
3125m	3:12.423	3			3125m	3:15.974	9		
3250m	3:20.117	3	15.320	13	3250m	3:23.874	9	15.756	
3375m	3:27.784	3			3375m	3:31.808	11		
3500m	3:35.460	3	15.343	14	3500m	3:39.797	11	15.923	
3625m	3:43.159	3			3625m	3:47.796	11		
3750m	3:50.876	3	15.416	15	3750m	3:55.782	11	15.985	
3875m	3:58.602	3			3875m	4:03.769	11		
4000m	4:06.393	3	15.517	16	4000m	4:11.793	11	16.011	

**HOST PARTNERS**



**MAIN PARTNERS**



**OFFICIAL PARTNERS**



**OFFICIAL SUPPLIERS**



2-9 August 2023

**Men Elite Individual Pursuit / Poursuite individuelle hommes élités**  
**Qualification / Qualifications**  
**Race Analysis / Analyse de la course**

**Heat 14**

162 GANNA Filippo - ITA					131 BIGHAM Daniel - GBR				
Distance	Time	Rank	Lap Time	Lap	Distance	Time	Rank	Lap Time	
125m	13.834	15			125m	13.980	18		
250m	22.033	13	22.033	1	250m	22.238	15	22.238	
375m	29.689	10			375m	29.939	13		
500m	37.203	9	15.170	2	500m	37.520	12	15.282	
625m	44.739	9			625m	44.991	12		
750m	52.290	9	15.087	3	750m	52.352	11	14.832	
875m	59.803	10			875m	59.577	7		
1000m	1:07.280	9	14.990	4	1000m	1:06.715	4	14.363	
1125m	1:14.769	9			1125m	1:13.852	3		
1250m	1:22.198	8	14.918	5	1250m	1:21.063	2	14.348	
1375m	1:29.572	7			1375m	1:28.314	2		
1500m	1:36.930	7	14.732	6	1500m	1:35.578	2	14.515	
1625m	1:44.322	6			1625m	1:42.833	2		
1750m	1:51.687	5	14.757	7	1750m	1:50.083	1	14.505	
1875m	1:59.036	4			1875m	1:57.326	1		
2000m	2:06.369	3	14.682	8	2000m	2:04.604	1	14.521	
2125m	2:13.644	3			2125m	2:11.868	1		
2250m	2:20.903	3	14.534	9	2250m	2:19.134	1	14.530	
2375m	2:28.138	3			2375m	2:26.428	1		
2500m	2:35.351	3	14.448	10	2500m	2:33.751	1	14.617	
2625m	2:42.596	3			2625m	2:41.093	1		
2750m	2:49.832	3	14.481	11	2750m	2:48.463	1	14.712	
2875m	2:57.031	2			2875m	2:55.838	1		
3000m	3:04.229	2	14.397	12	3000m	3:03.159	1	14.696	
3125m	3:11.415	2			3125m	3:10.520	1		
3250m	3:18.578	2	14.349	13	3250m	3:17.872	1	14.713	
3375m	3:25.702	2			3375m	3:25.253	1		
3500m	3:32.829	2	14.251	14	3500m	3:32.699	1	14.827	
3625m	3:39.957	1			3625m	3:40.223	2		
3750m	3:47.074	1	14.245	15	3750m	3:47.774	2	15.075	
3875m	3:54.187	1			3875m	3:55.329	2		
4000m	4:01.344	1	14.270	16	4000m	4:02.961	2	15.187	

**HOST PARTNERS**



**MAIN PARTNERS**



**OFFICIAL PARTNERS**



**OFFICIAL SUPPLIERS**



2-9 August 2023

Communiqué no. 70

**Men Elite Individual Pursuit / Poursuite individuelle hommes élites**  
**Qualification / Qualifications**  
**Start List / Liste de départ**

Sun 6 Aug 2023 - Race distance: 4km

<b>World Record</b>	3:59.636	GANNA Filippo	ITA	Saint-Quentin-en-Yvelines (FRA)	14 OCT 2022
---------------------	----------	---------------	-----	---------------------------------	-------------

Heat	Race Number	Name	NAT	Time
1	144	GROSS Felix	GER	_____
2	25	DINMUKHAMETOV Ramis	KAZ	_____
	89	QIU Zhentao	CHN	_____
3	96	ARANGO CARVAJAL Juan Esteban	COL	_____
	1	BLEDDYN Oliver	AUS	_____
4	37	THIEBAUD Valere	SUI	_____
	117	BENNASSAR ROSSELLO Joan Marti	ESP	_____
5	84	MATTERN Carson	CAN	_____
	161	GALLI Niccolo	ITA	_____
6	178	KORNILOVS Vitalijs	LAT	_____
	165	MORO Manlio	ITA	_____
7	81	FOLEY Michael	CAN	_____
	58	KUBOKI Kazushige	JPN	_____
8	63	MAJEWSKI Kacper	POL	_____
	70	LEAHY Conor	AUS	_____
9	204	ALVES OLIVEIRA Ivo Manuel	POR	_____
	94	ZHANG Haiao	CHN	_____
10	141	BUCK-GRAMCKO Tobias	GER	_____
	44	TCHAMBAZ Lotfi	ALG	_____
11	65	IMHOF Claudio	SUI	_____
	80	ERNST Chris	CAN	_____
12	125	ERMENAULT Corentin	FRA	_____
	170	MATSUDA Shoi	JPN	_____
13	164	MILAN Jonathan	ITA	_____
	62	SEXTON Thomas	NZL	_____
14	162	GANNA Filippo	ITA	_____
	131	BIGHAM Daniel	GBR	_____

**Progression rule:**

Fastest 2 riders race for Gold, and 3rd and 4th riders race for Bronze.

**HOST PARTNERS**



**MAIN PARTNERS**



**OFFICIAL PARTNERS**



**OFFICIAL SUPPLIERS**



Men Elite Points Race / Course aux points hommes élités

Results / Résultats

Wed 9 Aug 2023 - Race distance: 160 laps (40km) with 16 sprints

Elapsed time: 44:40

Average Speed: 53.731km/h

Rank	Race No.	Name	NAT	Sprint Number																Finish Order	Lap Points			Total Points		
				1	2	3	4	5	6	7	8	9	10	11	12	13	14	15	16		+	-	Balance			
1	30	w	GATE Aaron	NZL	2	3	1	5		1	2	5		5	5	5	5	3	1		12	80		80	123	
2	123		TORRES BARCELO Albert	ESP	5	1				5		1		3				5	5	2	4	80		80	107	
3	6	w	van den BOSSCHE Fabio	BEL					3	2		2		1			2	2	3		5	80		80	95	
4	16		KLUGE Roger	GER					2				5			2					18	80		80	89	
5	14		PERRETT William	GBR					5	3				2	1					4	3	60		60	75	
6	8		GUILLEMETTE Mathias	CAN					1							3	3		2		11	60		60	69	
7	169		KOJIMA Naoki	JPN										3							6	60		60	63	
8	149		DRIJVER Bertold	HUN																	7	60		60	60	
9	60		HAVIK Yoeri	NED					1											10	1	40		40	52	
10	57		SCARTEZZINI Michele	ITA							5				2						13	60	20	40	47	
11	12		GRONDIN Donavan	FRA	1	5			2				3			3	1			6	2	20		20	41	
12	159		YOGEV Alon	ISR										2							10	20		20	25	
13	200		PSZCZOLARSKI Wojciech	POL								3									20				3	
14	211		JOHANSSON Gustav	SWE					2												16				2	
15	105		KŘENEK Adam	CZE							1										14				1	
16	42		LANGE Colby	USA																	8	20	20	0	0	
17	38		VITZTHUM Simon	SUI					5												9		20	-20	-15	
18	26		ZAKHAROV Artyom	KAZ					2												21		20	-20	-15	
19	36		CRISTA Daniel	ROU										1						1	19		20	-20	-18	
20	66		LEZICA Facundo Gabriel	ARG																	15		20	-20	-20	
21	215		YAKOVLEV Mykyta	UKR																	17		20	-20	-20	
22	44		TCHAMBAZ Lotfi	ALG	3																		20	-20	DNF	
22	45		DUFFY Joshua	AUS																			20	-20	DNF	
22	96		ARANGO CARVAJAL Juan Esteban	COL																			20	40	-20	DNF

<b>LEGEND</b>	-	Points lost	+	Points gained	DNF	Did Not Finish	No.	Number
	w	Warning						

HOST PARTNERS



MAIN PARTNERS



OFFICIAL PARTNERS



OFFICIAL SUPPLIERS



2-9 August 2023

Communiqué no. 74 Rectificatif 1

Men Elite Points Race / Course aux points hommes élités

Start List / Liste de départ

Wed 9 Aug 2023 - Race distance: 160 laps (40km) with 16 sprints

Race Number	Name	Sport Class	NAT
<b>At the fence</b>			
60	HAVIK Yoeri		NED
200	PSZCZOLARSKI Wojciech		POL
8	GUILLEMETTE Mathias		CAN
16	KLUGE Roger		GER
6	w van den BOSSCHE Fabio		BEL
105	KŘENEK Adam		CZE
123	TORRES BARCELO Albert		ESP
26	ZAKHAROV Artyom		KAZ
57	SCARTEZZINI Michele		ITA
215	YAKOVLEV Mykyta		UKR
36	CRISTA Daniel		ROU
66	LEZICA Facundo Gabriel		ARG
<b>At the blue band</b>			
14	PERRETT William		GBR
211	JOHANSSON Gustav		SWE
42	LANGE Colby		USA
149	DRIJVER Bertold		HUN
44	TCHAMBAZ Lotfi		ALG
159	YOGEV Alon		ISR
38	VITZTHUM Simon		SUI
169	KOJIMA Naoki		JPN
96	ARANGO CARVAJAL Juan Esteban		COL
12	GRONDIN Donavan		FRA
45	DUFFY Joshua		AUS
30	w GATE Aaron		NZL

LEGEND

w Warning

HOST PARTNERS



MAIN PARTNERS



OFFICIAL PARTNERS



OFFICIAL SUPPLIERS





**Men Elite Scratch Race / Course scratch hommes élités**

**Results / Résultats**

Thu 3 Aug 2023 - Race distance: 60 laps (15km)

Elapsed time: **16:31**

Average Speed: **54.490km/h**

Rank	Race Number	Name	NAT	Comments
GOLD	53	TIDBALL William	GBR	
SILVER	58	KUBOKI Kazushige	JPN	
BRONZE	76	DENS Tuur	BEL	
4	190	EEFTING-BLOEM Roy	NED	
5	12	GRONDIN Donavan	FRA	
6	7	BIBIC Dylan	CAN	
7	9	HANSEN Tobias	DEN	
8	17	TEUTENBERG Tim Torn	GER	
9	45	DUFFY Joshua	AUS	
10	208	VOGEL Alex	SUI	
11	61	JACKSON George	NZL	
12	3	KOKAS Raphael	AUT	
13	50	VONEŠ Jan	CZE	
14	57	SCARTEZZINI Michele	ITA	
15	123	TORRES BARCELO Albert	ESP	
16	26	ZAKHAROV Artyom	KAZ	
17	151	KUSUMA Terry Yudha	INA	
18	39	CAMPBELL Akil	TTO	DNF
18	40	ALMANSOORI Ahmed	UAE	DNF
18	43	CHALEL Yacine	ALG	DNF
18	157	LOGINOV Vladyslav	ISR	DNF
18	199	PROKOPYSZYN Filip	POL	DNF
18	210	CHREN Martin	SVK	DNF
18	218	KOONTZ Grant	USA	DNF

**LEGEND**

**DNF** Did Not Finish

**HOST PARTNERS**



**MAIN PARTNERS**



**OFFICIAL PARTNERS**



**OFFICIAL SUPPLIERS**



**Men Elite Scratch Race / Course scratch hommes élités**

**Start List / Liste de départ**

Thu 3 Aug 2023 - Race distance: 60 laps (15km)

Race Number	Name	NAT
<b>At the fence</b>		
7	BIBIC Dylan	CAN
199	PROKOPYSZYN Filip	POL
76	DENS Tuur	BEL
58	KUBOKI Kazushige	JPN
61	JACKSON George	NZL
218	KOONTZ Grant	USA
151	KUSUMA Terry Yudha	INA
26	ZAKHAROV Artyom	KAZ
40	ALMANSOORI Ahmed	UAE
17	TEUTENBERG Tim Torn	GER
123	TORRES BARCELO Albert	ESP
53	TIDBALL William	GBR
<b>At the blue band</b>		
190	EEFTING-BLOEM Roy	NED
12	GRONDIN Donavan	FRA
210	CHREN Martin	SVK
43	CHALEL Yacine	ALG
45	DUFFY Joshua	AUS
57	SCARTEZZINI Michele	ITA
3	KOKAS Raphael	AUT
208	VOGEL Alex	SUI
39	CAMPBELL Akil	TTO
157	LOGINOV Vladyslav	ISR
50	VONEŠ Jan	CZE
9	HANSEN Tobias	DEN

**HOST PARTNERS**



**MAIN PARTNERS**



**OFFICIAL PARTNERS**



**OFFICIAL SUPPLIERS**



Men Elite Elimination Race / Course par élimination hommes élites

Results / Résultats

Mon 7 Aug 2023

Elapsed time: 13:31

Average Speed: 57.707km/h

Rank	Race Number	Name	NAT
GOLD	54	VERNON Ethan	GBR
SILVER	7	BIBIC Dylan	CAN
BRONZE	22	VIVIANI Elia	ITA
4	59	BUCHLI Matthijs	NED
5	61	JACKSON George	NZL
6	47 w	HESTERS Jules	BEL
7	65	IMHOF Claudio	SUI
8	41	HOOVER Gavin	USA
9	12	GRONDIN Donavan	FRA
10	3	KOKAS Raphael	AUT
11	17	TEUTENBERG Tim Torn	GER
12	56	TENE Rotem	ISR
13	23	HASHIMOTO Eiya	JPN
14	46	SUTHERLAND Edwin	BAR
15	45	DUFFY Joshua	AUS
16	25	DINMUKHAMEDOV Ramis	KAZ
17	51	ANGUELA YAGUEZ Mario	ESP
18	43	CHALEL Yacine	ALG
19	49	RUGOVAC Denis	CZE
20	18	LEUNG Chun Wing	HKG
21	63	MAJEWSKI Kacper	POL
22	39	CAMPBELL Akil	TTO
23	9	HANSEN Tobias	DEN
24	35	MARTINS Joao	POR

**No 47 HESTERS Jules (BEL)**

Warning for causing the crash of their opponent.

Avertissement pour avoir provoqué la chute de son adversaire.

**LEGEND**

w Warning

**HOST PARTNERS**



**MAIN PARTNERS**



**OFFICIAL PARTNERS**



**OFFICIAL SUPPLIERS**



Men Elite Elimination Race / Course par élimination hommes élites

Start List / Liste de départ

Mon 7 Aug 2023

Race Number	Name	NAT
<b>At the fence</b>		
22	VIVIANI Elia	ITA
56	TENE Rotem	ISR
9	HANSEN Tobias	DEN
49	RUGOVAC Denis	CZE
43	CHALEL Yacine	ALG
65	IMHOF Claudio	SUI
61	JACKSON George	NZL
41	HOOVER Gavin	USA
18	LEUNG Chun Wing	HKG
3	KOKAS Raphael	AUT
35	MARTINS Joao	POR
63	MAJEWSKI Kacper	POL
<b>At the blue band</b>		
47	HESTERS Jules	BEL
23	HASHIMOTO Eiya	JPN
7	BIBIC Dylan	CAN
59	BUCHLI Matthijs	NED
17	TEUTENBERG Tim Torn	GER
39	CAMPBELL Akil	TTO
45	DUFFY Joshua	AUS
46	SUTHERLAND Edwin	BAR
54	VERNON Ethan	GBR
51	ANGUELA YAGUEZ Mario	ESP
12	GRONDIN Donavan	FRA
25	DINMUKHAMETOV Ramis	KAZ

HOST PARTNERS



MAIN PARTNERS



OFFICIAL PARTNERS



OFFICIAL SUPPLIERS



**Men Elite Omnium / Omnium hommes élités**  
**Final Classification / Classement final**

Rank	Race Number	Name	NAT	Scratch Race 1/4	Tempo Race 2/4	Elimination Race 3/4	Sub Total Points	Points Race 4/4 (100 Laps - 25 Km)										Total Points			
								Sprint Points											Lap Points		Finish Order
								1	2	3	4	5	6	7	8	9	10		+	-	
GOLD	34	LEITAO Iuri	POR	40 (1)	40 (1)	38 (2)	118 (1)						5		2		2	60	-	4	187
SILVER	13	THOMAS Benjamin	FRA	24 (9)	32 (5)	24 (9)	80 (9)	1	5	1			2	3	3		10	80		1	185
BRONZE	24	IMAMURA Shunsuke	JPN	26 (8)	38 (2)	20 (11)	84 (6)	3	2	3						3		80		5	175
4	10	LARSEN Niklas	DEN	30 (6)	34 (4)	1 (22)	65 (11)		1	5			3	5	5		6	80		2	170
5	28	HOPPEZAK Vincent	NED	34 (4)	26 (8)	32 (5)	92 (3)					2				2	4	60		3	160
6	22	VIVIANI Elia	ITA	20 (11)	24 (9)	22 (10)	66 (10)	5		2		3		2				80		8	158
7	6	w van den BOSSCHE Fabio	BEL	8 (17)	30 (6)	16 (13)	54 (13)				2							100		19	156
8	11	MORA VEDRI Sebastian	ESP	22 (10)	36 (3)	30 (6)	88 (4)							1	1	5		60		6	155
9	15	WOOD Oliver	GBR	38 (2)	20 (11)	26 (8)	84 (5)											60		11	144
10	17	TEUTENBERG Tim Torn	GER	36 (3)	18 (12)	28 (7)	82 (8)					5				1		40		13	128
11	31	STEWART Campbell	NZL	28 (7)	14 (14)	40 (1)	82 (7)		3									40		12	125
12	32	BANASZEK Alan	POL	12 (15)	22 (10)	1 (24)	35 (15)				3							80		14	118
13	7	BIBIC Dylan	CAN	32 (5)	28 (7)	34 (4)	94 (2)						1					20		7	115
14	4	WAFLEER Tim	AUT	16 (13)	16 (13)	18 (12)	50 (14)	2			1							40		10	93
15	2	O BRIEN Kelland	AUS	18 (12)	1 (21)	36 (3)	55 (12)											20		21	75
16	41	HOOVER Gavin	USA	8 (17)	10 (16)	8 (17)	26 (17)				5							40		15	71
17	37	THIEBAUD Valere	SUI	8 (17)	12 (15)	6 (18)	26 (16)					1						20		18	47
18	36	CRISTA Daniel	ROU	14 (14)	6 (18)	2 (20)	22 (19)											20		9	42
19	26	ZAKHAROV Artyom	KAZ	10 (16)	1 (22)	14 (14)	25 (18)													16	25
20	27	PENA SALAS Ricardo	MEX	2 (20)	8 (17)	4 (19)	14 (20)													20	14
21	39	CAMPBELL Akil	TTO	-39 (21)	2 (20)	12 (15)	-25 (21)													22	-25
22	20	van AERT Bernard Benyamin	INA	-39 (21)	1 (24)	10 (16)	-28 (22)													17	-28
23	19	LEUNG Ka Yu	HKG	-39 (21)	1 (23)	1 (23)	-37 (24)													DNF	DNF
24	40	ALMANSOORI Ahmed	UAE	-39 (21)	4 (19)	1 (21)	-34 (23)											40		DNF	DNF
Elapsed Time: 25:58 - Average Speed: 57.766km/h																					

Communiqué approved by the Secretary of the Commissaires Panel:

**Note:**

Points scale for the first three races: 1st: 40 points, 2nd: 38 points, 3rd: 36 points, etc.

**LEGEND**

+ Points gained      - Points lost      **DNF** Did Not Finish      **nn (x)** Points (Rank)      **w** Warning

**HOST PARTNERS****MAIN PARTNERS****OFFICIAL PARTNERS****OFFICIAL SUPPLIERS**

Men Elite Omnium / Omnium hommes élités

Results Progression / Tableau de progression

Rank	Race No.	Name	NAT		Scratch Race 1/4		Tempo Race 2/4		Elimination Race 3/4		Points Race 4/4
					Rank	Points	Rank	Points	Rank	Points	Points
1	34	LEITAO Iuri	POR	Race result:	1	40	1	40	2	38	69
				Overall:	1	40	1	80	1	118	187
2	13	THOMAS Benjamin	FRA	Race result:	9	24	5	32	9	24	105
				Overall:	9	24	8	56	9	80	185
3	24	IMAMURA Shunsuke	JPN	Race result:	8	26	2	38	11	20	91
				Overall:	8	26	2	64	6	84	175
4	10	LARSEN Niklas	DEN	Race result:	6	30	4	34	22	1	105
				Overall:	6	30	3	64	11	65	170
5	28	HOPPEZAK Vincent	NED	Race result:	4	34	8	26	5	32	68
				Overall:	4	34	4	60	3	92	160
6	22	VIVIANI Elia	ITA	Race result:	11	20	9	24	10	22	92
				Overall:	11	20	10	44	10	66	158
7	6	van den BOSSCHE Fabio	BEL	Race result:	17	8	6	30	13	16	102
				Overall:	17	8	12	38	13	54	156
8	11	MORA VEDRI Sebastian	ESP	Race result:	10	22	3	36	6	30	67
				Overall:	10	22	7	58	4	88	155
9	15	WOOD Oliver	GBR	Race result:	2	38	11	20	8	26	60
				Overall:	2	38	6	58	5	84	144
10	17	TEUTENBERG Tim Torn	GER	Race result:	3	36	12	18	7	28	46
				Overall:	3	36	9	54	8	82	128
11	31	STEWART Campbell	NZL	Race result:	7	28	14	14	1	40	43
				Overall:	7	28	11	42	7	82	125
12	32	BANASZEK Alan	POL	Race result:	15	12	10	22	24	1	83
				Overall:	15	12	13	34	15	35	118
13	7	BIBIC Dylan	CAN	Race result:	5	32	7	28	4	34	21
				Overall:	5	32	5	60	2	94	115
14	4	WAFLE Tim	AUT	Race result:	13	16	13	16	12	18	43
				Overall:	13	16	14	32	14	50	93
15	2	O BRIEN Kelland	AUS	Race result:	12	18	21	1	3	36	20
				Overall:	12	18	17	19	12	55	75
16	41	HOOVER Gavin	USA	Race result:	17	8	16	10	17	8	45
				Overall:	17	8	18	18	17	26	71
17	37	THIEBAUD Valere	SUI	Race result:	17	8	15	12	18	6	21
				Overall:	17	8	16	20	16	26	47
18	36	CRISTA Daniel	ROU	Race result:	14	14	18	6	20	2	20
				Overall:	14	14	15	20	19	22	42
19	26	ZAKHAROV Artyom	KAZ	Race result:	16	10	22	1	14	14	
				Overall:	16	10	19	11	18	25	25
20	27	PENA SALAS Ricardo	MEX	Race result:	20	2	17	8	19	4	
				Overall:	20	2	20	10	20	14	14
21	39	CAMPBELL Akil	TTO	Race result:	21	-39	20	2	15	12	
				Overall:	21	-39	22	-37	21	-25	-25
22	20	van AERT Bernard Benyamin	INA	Race result:	21	-39	24	1	16	10	
				Overall:	21	-39	24	-38	22	-28	-28
19	LEUNG Ka Yu	HKG	Race result:	21	-39	23	1	23	1	DNF	
			Overall:	21	-39	23	-38	24	-37	DNF	
40	ALMANSOORI Ahmed	UAE	Race result:	21	-39	19	4	21	1	DNF	
			Overall:	21	-39	21	-35	23	-34	DNF	

HOST PARTNERS



MAIN PARTNERS



OFFICIAL PARTNERS



OFFICIAL SUPPLIERS



**Men Elite Omnium / Omnium hommes élités**

**Results Progression / Tableau de progression**

Rank	Race No.	Name	NAT	Scratch Race 1/4		Tempo Race 2/4		Elimination Race 3/4		Points Race 4/4
				Rank	Points	Rank	Points	Rank	Points	Points

**Note:**  
Points scale for the first three races: 1st: 40 points, 2nd: 38 points, 3rd: 36 points, etc.

**LEGEND**  
DNF Did Not Finish                      No.      Number

**HOST PARTNERS**



**MAIN PARTNERS**



**OFFICIAL PARTNERS**



**OFFICIAL SUPPLIERS**



**Men Elite Omnium / Omnium hommes élités**  
**Points Race 4\4 / Course aux points 4\4**  
**Start List / Liste de départ**

Sun 6 Aug 2023 - Race distance: 100 laps (25km) with 10 sprints

Race Number	Name	NAT
<b>At the fence</b>		
34	LEITAO Iuri	POR
28	HOPPEZAK Vincent	NED
15	WOOD Oliver	GBR
17	TEUTENBERG Tim Torn	GER
13	THOMAS Benjamin	FRA
10	LARSEN Niklas	DEN
6	<b>w</b> van den BOSSCHE Fabio	BEL
32	BANASZEK Alan	POL
41	HOOVER Gavin	USA
36	CRISTA Daniel	ROU
39	CAMPBELL Akil	TTO
40	ALMANSOORI Ahmed	UAE
<b>At the blue band</b>		
7	BIBIC Dylan	CAN
11	MORA VEDRI Sebastian	ESP
31	STEWART Campbell	NZL
24	IMAMURA Shunsuke	JPN
22	VIVIANI Elia	ITA
2	O BRIEN Kelland	AUS
4	WAFLEER Tim	AUT
37	THIEBAUD Valere	SUI
26	ZAKHAROV Artyom	KAZ
27	PENA SALAS Ricardo	MEX
20	van AERT Bernard Benyamin	INA
19	LEUNG Ka Yu	HKG

<b>LEGEND</b>
<b>w</b> Warning

**HOST PARTNERS**



**MAIN PARTNERS**



**OFFICIAL PARTNERS**



**OFFICIAL SUPPLIERS**





**Men Elite Omnium / Omnium hommes élités**  
**Elimination Race 3/4 / Course par élimination 3/4**  
**Results / Résultats**

Sun 6 Aug 2023

Elapsed time: **13:04**

Average Speed: **49.362km/h**

Rank	Race Number	Name	NAT
1	31	STEWART Campbell	NZL
2	34	LEITAO Iuri	POR
3	2	O BRIEN Kelland	AUS
4	7	BIBIC Dylan	CAN
5	28	HOPPEZAK Vincent	NED
6	11	MORA VEDRI Sebastian	ESP
7	17	TEUTENBERG Tim Torn	GER
8	15	WOOD Oliver	GBR
9	13	THOMAS Benjamin	FRA
10	22	VIVIANI Elia	ITA
11	24	IMAMURA Shunsuke	JPN
12	4	WAFLEER Tim	AUT
13	6 w	van den BOSSCHE Fabio	BEL
14	26	ZAKHAROV Artyom	KAZ
15	39	CAMPBELL Akil	TTO
16	20	van AERT Bernard Benyamin	INA
17	41	HOOVER Gavin	USA
18	37	THIEBAUD Valere	SUI
19	27	PENA SALAS Ricardo	MEX
20	36	CRISTA Daniel	ROU
21	40	ALMANSOORI Ahmed	UAE
22	10	LARSEN Niklas	DEN
23	19	LEUNG Ka Yu	HKG
24	32	BANASZEK Alan	POL

**LEGEND**

w Warning

**HOST PARTNERS**



**MAIN PARTNERS**



**OFFICIAL PARTNERS**



**OFFICIAL SUPPLIERS**



**Men Elite Omnium / Omnium hommes élités**  
**Elimination Race 3/4 / Course par élimination 3/4**  
**Start List / Liste de départ**

Sun 6 Aug 2023

Race Number	Name	NAT
<b>At the fence</b>		
34	LEITAO Iuri	POR
24	IMAMURA Shunsuke	JPN
28	HOPPEZAK Vincent	NED
15	WOOD Oliver	GBR
17	TEUTENBERG Tim Torn	GER
31	STEWART Campbell	NZL
32	BANASZEK Alan	POL
36	CRISTA Daniel	ROU
2	O BRIEN Kelland	AUS
26	ZAKHAROV Artyom	KAZ
40	ALMANSOORI Ahmed	UAE
19	LEUNG Ka Yu	HKG
<b>At the blue band</b>		
10	LARSEN Niklas	DEN
11	MORA VEDRI Sebastian	ESP
7	BIBIC Dylan	CAN
13	THOMAS Benjamin	FRA
22	VIVIANI Elia	ITA
6 w	van den BOSSCHE Fabio	BEL
4	WAFLEER Tim	AUT
37	THIEBAUD Valere	SUI
41	HOOVER Gavin	USA
27	PENA SALAS Ricardo	MEX
39	CAMPBELL Akil	TTO
20	van AERT Bernard Benyamin	INA

**LEGEND**

w Warning

**HOST PARTNERS**



**MAIN PARTNERS**



**OFFICIAL PARTNERS**



**OFFICIAL SUPPLIERS**



**Men Elite Omnium / Omnium hommes élités**  
**Tempo Race 2/4 / Course tempo 2/4**  
**Results / Résultats**

Sun 6 Aug 2023 - Race distance: 40 laps (10km)

Elapsed time: 10:37

Average Speed: 56.515km/h

Rank	Race Number	Name	NAT	Sprints Won	Lap Points			Finish Order	Total Points
					+	-	Balance		
1	34	LEITAO Iuri	POR	1, 2, 3, 4, 5, 6, 7, 8, 9, 10, 11, 12	20		20	22	32
2	24	IMAMURA Shunsuke	JPN	13, 14, 15, 16, 17, 18, 19, 20, 22				21	9
3	11	MORA VEDRI Sebastian	ESP	21, 23, 24, 25, 26, 27, 28, 29				20	8
4	10	LARSEN Niklas	DEN	30, 31, 32, 33, 34, 35				18	6
5	13	THOMAS Benjamin	FRA	36				1	1
6	6 w	van den BOSSCHE Fabio	BEL					2	0
7	7	BIBIC Dylan	CAN					3	0
8	28	HOPPEZAK Vincent	NED					4	0
9	22	VIVIANI Elia	ITA					5	0
10	32	BANASZEK Alan	POL					6	0
11	15	WOOD Oliver	GBR					7	0
12	17	TEUTENBERG Tim Torn	GER					8	0
13	4	WAFLEER Tim	AUT					9	0
14	31	STEWART Campbell	NZL					10	0
15	37	THIEBAUD Valere	SUI					11	0
16	41	HOOVER Gavin	USA					12	0
17	27	PENA SALAS Ricardo	MEX					14	0
18	36	CRISTA Daniel	ROU					15	0
19	40	ALMANSOORI Ahmed	UAE					16	0
20	39	CAMPBELL Akil	TTO					17	0
21	2	O BRIEN Kelland	AUS					19	0
22	26	ZAKHAROV Artyom	KAZ					24	0
23	19	LEUNG Ka Yu	HKG		20		-20	13	-20
24	20	van AERT Bernard Benyamin	INA		20		-20	23	-20

**LEGEND**

- Points lost                      + Points gained                      w Warning

**HOST PARTNERS**



**MAIN PARTNERS**



**OFFICIAL PARTNERS**



**OFFICIAL SUPPLIERS**



**Men Elite Omnium / Omnium hommes élités**  
**Tempo Race 2/4 / Course tempo 2/4**  
**Start List / Liste de départ**

Sun 6 Aug 2023 - Race distance: 40 laps (10km)

Race Number	Name	NAT
<b>At the fence</b>		
34	LEITAO Iuri	POR
17	TEUTENBERG Tim Torn	GER
7	BIBIC Dylan	CAN
31	STEWART Campbell	NZL
13	THOMAS Benjamin	FRA
22	VIVIANI Elia	ITA
4	WAFLEr Tim	AUT
32	BANASZEK Alan	POL
6	w van den BOSSCHE Fabio	BEL
37	THIEBAUD Valere	SUI
19	LEUNG Ka Yu	HKG
39	CAMPBELL Akil	TTO
<b>At the blue band</b>		
15	WOOD Oliver	GBR
28	HOPPEZAK Vincent	NED
10	LARSEN Niklas	DEN
24	IMAMURA Shunsuke	JPN
11	MORA VEDRI Sebastian	ESP
2	O BRIEN Kelland	AUS
36	CRISTA Daniel	ROU
26	ZAKHAROV Artyom	KAZ
41	HOOVER Gavin	USA
27	PENA SALAS Ricardo	MEX
20	van AERT Bernard Benyamin	INA
40	ALMANSOORI Ahmed	UAE

<b>LEGEND</b>
w Warning

**HOST PARTNERS**



**MAIN PARTNERS**



**OFFICIAL PARTNERS**



**OFFICIAL SUPPLIERS**



**Men Elite Omnium / Omnium hommes élités**  
**Scratch Race 1/4 / Course scratch 1/4**  
**Results / Résultats**

Sun 6 Aug 2023 - Race distance: 40 laps (10km)

Elapsed time: **10:57**

Average Speed: **54.795km/h**

Rank	Race Number	Name	NAT	Comments
1	34	LEITAO Iuri	POR	
2	15	WOOD Oliver	GBR	
3	17	TEUTENBERG Tim Torn	GER	
4	28	HOPPEZAK Vincent	NED	
5	7	BIBIC Dylan	CAN	
6	10	LARSEN Niklas	DEN	
7	31	STEWART Campbell	NZL	
8	24	IMAMURA Shunsuke	JPN	
9	13	THOMAS Benjamin	FRA	
10	11	MORA VEDRI Sebastian	ESP	
11	22	VIVIANI Elia	ITA	
12	2	O BRIEN Kelland	AUS	
13	4	WAFLEER Tim	AUT	
14	36	CRISTA Daniel	ROU	
15	32	BANASZEK Alan	POL	
16	26	ZAKHAROV Artyom	KAZ	
17	6 w	van den BOSSCHE Fabio	BEL	
17	37	THIEBAUD Valere	SUI	
17	41	HOOVER Gavin	USA	
20	27	PENA SALAS Ricardo	MEX	-1 Lap
21	19	LEUNG Ka Yu	HKG	DNF
21	20	van AERT Bernard Benyamin	INA	DNF
21	39	CAMPBELL Akil	TTO	DNF
21	40	ALMANSOORI Ahmed	UAE	DNF

**No 6 van den BOSSCHE Fabio (BEL)**

Warning for causing the crash of their opponent.

Avertissement pour avoir provoqué la chute de son adversaire.

**LEGEND**

**DNF** Did Not Finish

**w** Warning

**HOST PARTNERS**



**MAIN PARTNERS**



**OFFICIAL PARTNERS**



**OFFICIAL SUPPLIERS**



**Men Elite Omnium / Omnium hommes élités**  
**Scratch Race 1/4 / Course scratch 1/4**  
**Start List / Liste de départ**

Sun 6 Aug 2023 - Race distance: 40 laps (10km)

Race Number	Name	NAT
<b>At the fence</b>		
17	TEUTENBERG Tim Torn	GER
11	MORA VEDRI Sebastian	ESP
26	ZAKHAROV Artyom	KAZ
28	HOPPEZAK Vincent	NED
20	van AERT Bernard Benyamin	INA
4	WAFER Tim	AUT
40	ALMANSOORI Ahmed	UAE
31	STEWART Campbell	NZL
39	CAMPBELL Akil	TTO
34	LEITAO Iuri	POR
27	PENA SALAS Ricardo	MEX
6	van den BOSSCHE Fabio	BEL
<b>At the blue band</b>		
7	BIBIC Dylan	CAN
13	THOMAS Benjamin	FRA
22	VIVIANI Elia	ITA
10	LARSEN Niklas	DEN
36	CRISTA Daniel	ROU
24	IMAMURA Shunsuke	JPN
41	HOOVER Gavin	USA
32	BANASZEK Alan	POL
19	LEUNG Ka Yu	HKG
37	THIEBAUD Valere	SUI
2	O BRIEN Kelland	AUS
15	WOOD Oliver	GBR

**HOST PARTNERS**



**MAIN PARTNERS**



**OFFICIAL PARTNERS**



**OFFICIAL SUPPLIERS**





2-9 August 2023

Communiqué no. 93

Men Elite Madison / Madison hommes élités

Results / Résultats

Tue 8 Aug 2023 - Race distance: 200 laps (50km) with 20 sprints

Elapsed time: 50:57

Average Speed: 58.881km/h

Rank	Race Number	NAT Name	Sprint Number																				Lap Points			Finish Order	Points			
			1	2	3	4	5	6	7	8	9	10	11	12	13	14	15	16	17	18	19	20	+	-	Balance					
13	16	<b>USA - United States</b>																									60	-60		DNF
		Black HOOVER Gavin																												
		Red LANGE Colby																												
	18	<b>CAN - Canada</b>								1																	40	-40		DNF
		Black BIBIC Dylan																												
		Red GUILLEMETTE Mathias																												

NZL - New Zealand

Warning for entering the sprinter's lane when the opponent was already there.

Avertissement pour être entré dans le couloir des sprinters alors que son adversaire s'y trouvait déjà.

LEGEND							
-	Points lost	+	Points gained	DNF	Did Not Finish	w	Warning

HOST PARTNERS



MAIN PARTNERS



OFFICIAL PARTNERS



OFFICIAL SUPPLIERS





**Men Elite Madison / Madison hommes élités**

**Start List / Liste de départ**

Tue 8 Aug 2023 - Race distance: 200 laps (50km) with 20 sprints

Race Number	NAT	Colour	Name
1	FRA - France	BLACK RED	THOMAS Benjamin BOUDAT Thomas
2	GER - Germany	BLACK RED	KLUGE Roger REINHARDT Theo
3	NED - Netherlands	BLACK RED	van SCHIP Jan Willem HAVIK Yoeri
4	ITA - Italy	BLACK RED	VIVIANI Elia SCARTEZZINI Michele
5	BEL - Belgium	BLACK RED	de VYLDER Lindsay GHYS Robbe
6	NZL - New Zealand	BLACK RED	GATE Aaron STEWART Campbell
7	DEN - Denmark	BLACK RED	LETH Lasse MORKOV Michael
8	GBR - Great Britain	BLACK RED	WOOD Oliver STEWART Mark
9	POR - Portugal	BLACK RED	ALVES OLIVEIRA Rui Filipe ALVES OLIVEIRA Ivo Manuel
10	POL - Poland	BLACK RED	BANASZEK Alan SAJNOK Szymon
11	CZE - Czechia	BLACK RED	RUGOVAC Denis VONEŠ Jan
12	AUT - Austria	BLACK RED	RITZINGER Felix SCHMIDBAUER Maximilian
13	SUI - Switzerland	BLACK RED	IMHOF Claudio RUEGG Lukas
14	ESP - Spain	BLACK RED	MORA VEDRI Sebastian TORRES BARCELO Albert
15	HKG - Hong Kong, China	BLACK RED	LEUNG Chun Wing LEUNG Ka Yu
16	USA - United States	BLACK RED	HOOVER Gavin LANGE Colby

**HOST PARTNERS**



**MAIN PARTNERS**



**OFFICIAL PARTNERS**



**OFFICIAL SUPPLIERS**



**Men Elite Madison / Madison hommes élités**

**Start List / Liste de départ**

Tue 8 Aug 2023 - Race distance: 200 laps (50km) with 20 sprints

Race Number	NAT	Colour	Name
17	JPN - Japan	BLACK	IMAMURA Shunsuke
		RED	KUBOKI Kazushige
18	CAN - Canada	BLACK	BIBIC Dylan
		RED	GUILLEMETTE Mathias

**HOST PARTNERS**



**MAIN PARTNERS**



**OFFICIAL PARTNERS**



**OFFICIAL SUPPLIERS**



**Women Elite Team Sprint / Vitesse par équipe femmes élites**

**Final Classification / Classement final**

Thu 3 Aug 2023

<b>World Record</b>	45.967	GER - Germany	Saint-Quentin-en-Yvelines (FRA)	12 OCT 2022
---------------------	--------	---------------	---------------------------------	-------------

Rank	NAT / Name	Lap 1	Lap 2 Lap 1-2	Time Lap 2-3	Average Speed km/h
<b>For Gold</b>					
GOLD	<b>1 GER - Germany</b>	18.945	32.234	<b>45.848</b>	58.890 WR
	113 FRIEDRICH Lea Sophie		13.289	13.614	
	114 GRABOSCH Pauline Sophie				
	115 HINZE Emma				
SILVER	<b>2 GBR - Great Britain</b>	19.036	32.430	<b>45.923</b>	58.794
	104 BELL Lauren		13.394	13.493	
	105 CAPEWELL Sophie				
	106 FINUCANE Emma				
<b>For Bronze</b>					
BRONZE	<b>3 CHN - China</b>	18.715	32.477	<b>46.543</b>	58.011
	78 BAO Shanju		13.762	14.066	
	79 GUO Yufang				
	86 YUAN Liying				
	<b>4 NED - Netherlands</b>	19.226	32.861	<b>46.788</b>	57.707
	144 BRASPENNINCX Shanne		13.635	13.927	
	146 LAMBERINK Kyra				
	148 van der WOUW Hetty				
	147 van der PEET Steffie (R)				
<b>Placed after First Round</b>					
	<b>5 NZL - New Zealand</b>				
	153 ANDREWS Ellesse				
	156 FULTON Shaane Hazel				
	158 PETCH Rebecca				
	<b>6 MEX - Mexico</b>				
	139 GAXIOLA GONZALEZ Luz Daniela				
	141 SALAZAR VALLES Jessica				
	143 VERDUGO OSUNA Yuli				
	<b>7 POL - Poland</b>				
	160 KARWACKA Marlena				
	162 LOS Urszula				
	165 SIBIAK Nikola				
	<b>8 CAN - Canada</b>				
	74 GENEST Lauriane				
	75 MITCHELL Kelsey				
	76 ORBAN Sarah				
<b>Did not qualify for Round 1</b>					
	<b>9 FRA - France</b>				
	99 GROS Mathilde				
	100 KOUAME Taky Marie Divine				
	102 MICHAUX Julie				

**HOST PARTNERS**



**MAIN PARTNERS**



**OFFICIAL PARTNERS**



**OFFICIAL SUPPLIERS**



**Women Elite Team Sprint / Vitesse par équipe femmes élites**

**Final Classification / Classement final**

Thu 3 Aug 2023

Rank	NAT / Name	Lap 1	Lap 2 Lap 1-2	Time Lap 2-3	Average Speed km/h
<b>10</b>	<b>JPN - Japan</b>				
	131 SAKAI Aki				
	132 SATO Mina				
	133 UMEKAWA Fuko				
<b>11</b>	<b>USA - United States</b>				
	167 AINSLIE Keely				
	171 HANKINS Kayla				
	172 MARQUARDT Mandy				
<b>12</b>	<b>BEL - Belgium</b>				
	68 DEGRENDELE Nicky				
	70 JENAER Valerie				
	71 NICOLAES Julie				
<b>13</b>	<b>MAS - Malaysia</b>				
	136 AZIZAN Nurul Aliana Syafika				
	137 MOHD ASRI Nurul Izzah Izzati				
	138 ROSIDI Anis Amira				
<b>14</b>	<b>NGR - Nigeria</b>				
	149 AYUBA Grace				
	150 GRIKPA Tombrapa Gladys				
	152 UKPESERAYE Ese				

**Note:**  
Riders are presented in their starting order.

**LEGEND**  
**R** Replaced      **WR** World Record

**HOST PARTNERS**



**MAIN PARTNERS**



**OFFICIAL PARTNERS**



**OFFICIAL SUPPLIERS**



2-9 August 2023

**Women Elite Team Sprint / Vitesse par équipe femmes élités**  
**Finals / Finales**  
**Race Analysis / Analyse de la course**

**For Gold**

GER - Germany				Lap	GBR - Great Britain			
Distance	Time	Rank	Lap Time		Distance	Time	Rank	Lap Time
125m	11.640	2			125m	11.625	1	
250m	18.945	1	18.945	1	250m	19.036	2	19.036
375m	25.604	1			375m	25.755	2	
500m	32.234	1	13.289	2	500m	32.430	2	13.394
625m	38.942	1			625m	39.131	2	
750m	45.848	1	13.614	3	750m	45.923	2	13.493

**For Bronze**

CHN - China				Lap	NED - Netherlands			
Distance	Time	Rank	Lap Time		Distance	Time	Rank	Lap Time
125m	11.450	3			125m	11.802	4	
250m	18.715	3	18.715	1	250m	19.226	4	19.226
375m	25.531	3			375m	26.033	4	
500m	32.477	3	13.762	2	500m	32.861	4	13.635
625m	39.420	3			625m	39.703	4	
750m	46.543	3	14.066	3	750m	46.788	4	13.927

**HOST PARTNERS**



**MAIN PARTNERS**



**OFFICIAL PARTNERS**



**OFFICIAL SUPPLIERS**



**Women Elite Team Sprint / Vitesse par équipe femmes élites**  
**Finals / Finales**  
**Start List / Liste de départ**

Thu 3 Aug 2023 - Race distance: 3 laps

<b>World Record</b>	45.967 GER - Germany	Saint-Quentin-en-Yvelines (FRA)	12 OCT 2022
---------------------	----------------------	---------------------------------	-------------

Heat	Race Number	NAT / Name	Time
<b>FOR BRONZE</b>		<b>CHN - China</b>	_____
	79	GUO Yufang	
	78	BAO Shanju	
	86	YUAN Liying	
		<b>NED - Netherlands</b>	_____
	146	LAMBERINK Kyra	
	148	van der WOUW Hetty	
	144	BRASPENNINCX Shanne	
<b>FOR GOLD</b>		<b>GER - Germany</b>	_____
	114	GRABOSCH Pauline Sophie	
	115	HINZE Emma	
	113	FRIEDRICH Lea Sophie	
		<b>GBR - Great Britain</b>	_____
	104	BELL Lauren	
	105	CAPEWELL Sophie	
	106	FINUCANE Emma	

**Note:**  
 The composition of the teams may be subject to change up to 30 minutes before the start of the race. Sorted in the order given by the team.

**HOST PARTNERS**



**MAIN PARTNERS**



**OFFICIAL PARTNERS**



**OFFICIAL SUPPLIERS**



**Women Elite Team Sprint / Vitesse par équipe femmes élites**  
**Round 1 / Premier tour**  
**Results / Résultats**

Thu 3 Aug 2023 - Race distance: 3 laps

<b>World Record</b>	45.967	GER - Germany	Saint-Quentin-en-Yvelines (FRA)	12 OCT 2022
---------------------	--------	---------------	---------------------------------	-------------

Heat	Rank	NAT / Name	Lap 1	Lap 2 Lap 1-2	Time Lap 2-3	Average Speed km/h	
1	1	<b>NED - Netherlands</b>	19.135	32.702 13.567	<b>46.756</b> 14.054	57.747	QB
		146 LAMBERINK Kyra					
		144 BRASPENNINCX Shanne					
		2	<b>NZL - New Zealand</b>	19.069	33.134 14.065	<b>47.067</b> 13.933	57.365
	153 ANDREWS Ellesse						
	156 FULTON Shaane Hazel						
	2	<b>CHN - China</b>	18.681	32.416 13.735	<b>46.446</b> 14.030	58.132	QB
78 BAO Shanju							
79 GUO Yufang							
	2	<b>MEX - Mexico</b>	19.355	33.142 13.787	<b>47.374</b> 14.232	56.993	
139 GAXIOLA GONZALEZ Luz Daniela							
141 SALAZAR VALLES Jessica							
	1	<b>GER - Germany</b>	18.853	32.220 13.367	<b>45.988</b> 13.768	58.711	QG
113 FRIEDRICH Lea Sophie							
114 GRABOSCH Pauline Sophie							
	2	<b>CAN - Canada</b>	19.295	33.260 13.965	<b>47.656</b> 14.396	56.656	
74 GENEST Lauriane							
75 MITCHELL Kelsey							
	1	<b>GBR - Great Britain</b>	19.114	32.491 13.377	<b>46.078</b> 13.587	58.596	QG
104 BELL Lauren							
105 CAPEWELL Sophie							
	2	<b>POL - Poland</b>	18.973	32.960 13.987	<b>47.487</b> 14.527	56.858	
106 FINUCANE Emma							
160 KARWACKA Marlena							
		162 LOS Urszula					
		165 SIBIAK Nikola					

**Progression rule:**

The fastest two winning teams race for the gold and silver medals, and the other two winning teams race for the bronze medal. Losers are classified from 5th to 8th place by their times in the Round 1.

**HOST PARTNERS**



**MAIN PARTNERS**



**OFFICIAL PARTNERS**



**OFFICIAL SUPPLIERS**



**Women Elite Team Sprint / Vitesse par équipe femmes élites**  
**Round 1 / Premier tour**  
**Results / Résultats**

Thu 3 Aug 2023 - Race distance: 3 laps

Heat	Rank	NAT / Name	Lap 1	Lap 2 Lap 1-2	Time Lap 2-3	Average Speed km/h
------	------	------------	-------	------------------	-----------------	--------------------------

**Note:**  
Riders are presented in their starting order.

**LEGEND**  
**QB** Qualified for Bronze      **QG** Qualified for Gold

**HOST PARTNERS**



**MAIN PARTNERS**



**OFFICIAL PARTNERS**



**OFFICIAL SUPPLIERS**





2-9 August 2023

**Women Elite Team Sprint / Vitesse par équipe femmes élites**  
**Round 1 / Premier tour**  
**Race Analysis / Analyse de la course**

**Heat 1**

NED - Netherlands					NZL - New Zealand				
Distance	Time	Rank	Lap Time	Lap	Distance	Time	Rank	Lap Time	
125m	11.707	2			125m	11.636	1		
250m	19.135	2	19.135	1	250m	19.069	1	19.069	
375m	25.881	1			375m	26.081	2		
500m	32.702	1	13.567	2	500m	33.134	2	14.065	
625m	39.575	1			625m	39.978	2		
750m	46.756	1	14.054	3	750m	47.067	2	13.933	

**Heat 2**

CHN - China					MEX - Mexico				
Distance	Time	Rank	Lap Time	Lap	Distance	Time	Rank	Lap Time	
125m	11.422	1			125m	11.801	2		
250m	18.681	1	18.681	1	250m	19.355	2	19.355	
375m	25.517	1			375m	26.225	2		
500m	32.416	1	13.735	2	500m	33.142	2	13.787	
625m	39.334	1			625m	40.093	2		
750m	46.446	1	14.030	3	750m	47.374	2	14.232	

**Heat 3**

GER - Germany					CAN - Canada				
Distance	Time	Rank	Lap Time	Lap	Distance	Time	Rank	Lap Time	
125m	11.538	1			125m	11.724	2		
250m	18.853	1	18.853	1	250m	19.295	2	19.295	
375m	25.541	1			375m	26.237	2		
500m	32.220	1	13.367	2	500m	33.260	2	13.965	
625m	39.014	1			625m	40.439	2		
750m	45.988	1	13.768	3	750m	47.656	2	14.396	

**Heat 4**

GBR - Great Britain					POL - Poland				
Distance	Time	Rank	Lap Time	Lap	Distance	Time	Rank	Lap Time	
125m	11.738	2			125m	11.533	1		
250m	19.114	2	19.114	1	250m	18.973	1	18.973	
375m	25.819	1			375m	25.917	2		
500m	32.491	1	13.377	2	500m	32.960	2	13.987	
625m	39.232	1			625m	40.117	2		
750m	46.078	1	13.587	3	750m	47.487	2	14.527	

**HOST PARTNERS**



**MAIN PARTNERS**



**OFFICIAL PARTNERS**



**OFFICIAL SUPPLIERS**



2-9 August 2023

Communiqué no. 96 Rectificatif 1

**Women Elite Team Sprint / Vitesse par équipe femmes élites**  
**Round 1 / Premier tour**  
**Start List / Liste de départ**

Thu 3 Aug 2023 - Race distance: 3 laps

<b>World Record</b>	45.967 GER - Germany	Saint-Quentin-en-Yvelines (FRA)	12 OCT 2022
---------------------	----------------------	---------------------------------	-------------

Heat	Race Number	NAT / Name	Time
1		<b>NED - Netherlands</b>	_____
	146	LAMBERINK Kyra	
	148	van der WOUW Hetty	
	144	BRASPENNINCX Shanne	
		<b>NZL - New Zealand</b>	_____
	158	PETCH Rebecca	
	156	FULTON Shaane Hazel	
	153	ANDREWS Ellesse	
	2		<b>CHN - China</b>
79		GUO Yufang	
78		BAO Shanju	
86		YUAN Liying	
		<b>MEX - Mexico</b>	_____
141		SALAZAR VALLES Jessica	
143		VERDUGO OSUNA Yuli	
139		GAXIOLA GONZALEZ Luz Daniela	
3			<b>GER - Germany</b>
	114	GRABOSCH Pauline Sophie	
	115	HINZE Emma	
	113	FRIEDRICH Lea Sophie	
		<b>CAN - Canada</b>	_____
	76	ORBAN Sarah	
	75	MITCHELL Kelsey	
	74	GENEST Lauriane	

**HOST PARTNERS**



**MAIN PARTNERS**



**OFFICIAL PARTNERS**



**OFFICIAL SUPPLIERS**



2-9 August 2023

Communiqué no. 96 Rectificatif 1

**Women Elite Team Sprint / Vitesse par équipe femmes élites**  
**Round 1 / Premier tour**  
**Start List / Liste de départ**

Thu 3 Aug 2023 - Race distance: 3 laps

Heat	Race Number	NAT / Name	Time
4		<b>GBR - Great Britain</b>	
	104	BELL Lauren	
	105	CAPEWELL Sophie	
	106	FINUCANE Emma	
		<b>POL - Poland</b>	
	160	KARWACKA Marlena	
	162	LOS Urszula	
	165	SIBIAK Nikola	

**Progression rule:**

The fastest two winning teams race for the gold and silver medals, and the other two winning teams race for the bronze medal. Losers are classified from 5th to 8th place by their times in the Round 1.

**Note:**

The composition of the teams may be subject to change up to 30 minutes before the start of the race. Sorted in the order given by the team.

**HOST PARTNERS**



**MAIN PARTNERS**



**OFFICIAL PARTNERS**



**OFFICIAL SUPPLIERS**



2-9 August 2023

Communiqué no. 95

**Women Elite Team Sprint / Vitesse par équipe femmes élites**  
**Qualification / Qualifications**  
**Results / Résultats**

Thu 3 Aug 2023 - Race distance: 3 laps

<b>World Record</b>	45.967	GER - Germany	Saint-Quentin-en-Yvelines (FRA)	12 OCT 2022
---------------------	--------	---------------	---------------------------------	-------------

Rank	NAT / Name	Lap 1	Lap 2 Lap 1-2	Time Lap 2-3	Average Speed km/h	
1	<b>GBR - Great Britain</b> 104 BELL Lauren 105 CAPEWELL Sophie 106 FINUCANE Emma	19.162 (6)	32.544 (2) 13.382 (1)	<b>46.072 (1)</b> 13.528 (1)	58.604	Q
2	<b>GER - Germany</b> 114 GRABOSCH Pauline Sophie 115 HINZE Emma 113 FRIEDRICH Lea Sophie	19.087 (3)	32.572 (3) 13.485 (2)	<b>46.467 (2)</b> 13.895 (2)	58.106	Q
3	<b>CHN - China</b> 79 GUO Yufang 78 BAO Shanju 86 YUAN Liying	18.657 (1)	32.440 (1) 13.783 (4)	<b>46.679 (3)</b> 14.239 (5)	57.842	Q
4	<b>NED - Netherlands</b> 146 LAMBERINK Kyra 148 van der WOUW Hetty 147 van der PEET Steffie	19.093 (4)	32.771 (4) 13.678 (3)	<b>47.049 (4)</b> 14.278 (7)	57.387	Q
5	<b>NZL - New Zealand</b> 158 PETCH Rebecca 156 FULTON Shaane Hazel 153 ANDREWS Ellesse	19.132 (5)	33.159 (8) 14.027 (8)	<b>47.158 (5)</b> 13.999 (4)	57.254	Q
6	<b>MEX - Mexico</b> 141 SALAZAR VALLES Jessica 143 VERDUGO OSUNA Yuli 139 GAXIOLA GONZALEZ Luz Daniela	19.255 (8)	33.067 (7) 13.812 (5)	<b>47.328 (6)</b> 14.261 (6)	57.049	Q
7	<b>CAN - Canada</b> 76 ORBAN Sarah 75 MITCHELL Kelsey 74 GENEST Lauriane	19.168 (7)	33.066 (6) 13.898 (6)	<b>47.348 (7)</b> 14.282 (8)	57.025	Q
8	<b>POL - Poland</b> 160 KARWACKA Marlina 162 LOS Urszula 165 SIBIAK Nikola	18.933 (2)	32.983 (5) 14.050 (9)	<b>47.436 (8)</b> 14.453 (9)	56.919	Q
9	<b>FRA - France</b> 100 KOUAME Taky Marie Divine 102 MICHAUX Julie 99 GROS Mathilde	19.358 (11)	33.636 (10) 14.278 (10)	<b>47.628 (9)</b> 13.992 (3)	56.689	
10	<b>JPN - Japan</b> 131 SAKAI Aki 132 SATO Mina 133 UMEKAWA Fuko	19.255 (8)	33.250 (9) 13.995 (7)	<b>48.148 (10)</b> 14.898 (11)	56.077	
11	<b>USA - United States</b> 167 AINSLIE Keely 171 HANKINS Kayla 172 MARQUARDT Mandy	19.399 (12)	33.854 (11) 14.455 (11)	<b>48.617 (11)</b> 14.763 (10)	55.536	

**HOST PARTNERS**



**MAIN PARTNERS**



**OFFICIAL PARTNERS**



**OFFICIAL SUPPLIERS**



2-9 August 2023

Communiqué no. 95

**Women Elite Team Sprint / Vitesse par équipe femmes élites**  
**Qualification / Qualifications**  
**Results / Résultats**

Thu 3 Aug 2023 - Race distance: 3 laps

Rank	NAT / Name	Lap 1	Lap 2 Lap 1-2	Time Lap 2-3	Average Speed km/h		
12	<b>BEL - Belgium</b>	19.339 (10)	34.032 (12)	<b>48.930 (12)</b>	55.181		
	71 NICOLAES Julie					14.693 (13)	14.898 (11)
	70 JENAER Valerie						
	68 DEGRENDELE Nicky						
13	<b>MAS - Malaysia</b>	20.258 (13)	34.822 (13)	<b>50.544 (13)</b>	53.419		
	136 AZIZAN Nurul Aliana Syafika					14.564 (12)	15.722 (13)
	137 MOHD ASRI Nurul Izzah Izzati						
	138 ROSIDI Anis Amira						
14	<b>NGR - Nigeria</b>	23.103 (14)	39.538 (14)	<b>56.368 (14)</b>	47.900		
	149 AYUBA Grace					16.435 (14)	16.830 (14)
	150 GRIKPA Tombrapa Gladys						
	152 UKPESERAYE Ese						

**Progression rule:**

Fastest 8 teams qualify for the first round.

**Note:**

Riders are presented in their starting order.

**LEGEND**

**Q** Qualified

**HOST PARTNERS**



**MAIN PARTNERS**



**OFFICIAL PARTNERS**



**OFFICIAL SUPPLIERS**



2-9 August 2023

**Women Elite Team Sprint / Vitesse par équipe femmes élites**  
**Qualification / Qualifications**  
**Race Analysis / Analyse de la course**

Heat 1					Heat 2				
Distance	NZL - New Zealand		Lap Time	Lap	Distance	BEL - Belgium		Lap Time	
	Time	Rank				Time	Rank		
125m	11.700	5			125m	11.775	10		
250m	19.132	5	19.132	1	250m	19.339	10	19.339	
375m	26.083	7			375m	26.626	12		
500m	33.159	8	14.027	2	500m	34.032	12	14.693	
625m	40.025	5			625m	41.441	12		
750m	47.158	5	13.999	3	750m	48.930	12	14.898	

Heat 3					Heat 4				
Distance	NGR - Nigeria		Lap Time	Lap	Distance	MEX - Mexico		Lap Time	
	Time	Rank				Time	Rank		
125m	14.456	14			125m	11.725	8		
250m	23.103	14	23.103	1	250m	19.255	8	19.255	
375m	31.339	14			375m	26.135	8		
500m	39.538	14	16.435	2	500m	33.067	7	13.812	
625m	47.885	14			625m	40.060	6		
750m	56.368	14	16.830	3	750m	47.328	6	14.261	

Heat 5					Heat 6				
Distance	USA - United States		Lap Time	Lap	Distance	MAS - Malaysia		Lap Time	
	Time	Rank				Time	Rank		
125m	11.783	11			125m	12.532	13		
250m	19.399	12	19.399	1	250m	20.258	13	20.258	
375m	26.548	11			375m	27.592	13		
500m	33.854	11	14.455	2	500m	34.822	13	14.564	
625m	41.133	11			625m	42.498	13		
750m	48.617	11	14.763	3	750m	50.544	13	15.722	

Heat 7					Heat 8				
Distance	JPN - Japan		Lap Time	Lap	Distance	FRA - France		Lap Time	
	Time	Rank				Time	Rank		
125m	11.587	3			125m	11.974	12		
250m	19.255	8	19.255	1	250m	19.358	11	19.358	
375m	26.263	9			375m	26.494	10		
500m	33.250	9	13.995	2	500m	33.636	10	14.278	
625m	40.534	9			625m	40.586	10		
750m	48.148	10	14.898	3	750m	47.628	9	13.992	

Heat 9					Heat 10				
Distance	NED - Netherlands		Lap Time	Lap	Distance	POL - Poland		Lap Time	
	Time	Rank				Time	Rank		
125m	11.711	7			125m	11.465	2		
250m	19.093	4	19.093	1	250m	18.933	2	18.933	
375m	25.890	4			375m	25.902	5		
500m	32.771	4	13.678	2	500m	32.983	5	14.050	
625m	39.752	4			625m	40.118	7		
750m	47.049	4	14.278	3	750m	47.436	8	14.453	

**HOST PARTNERS**



**MAIN PARTNERS**



**OFFICIAL PARTNERS**



**OFFICIAL SUPPLIERS**



2-9 August 2023

**Women Elite Team Sprint / Vitesse par équipe femmes élites**  
**Qualification / Qualifications**  
**Race Analysis / Analyse de la course**

Heat 11					Heat 12				
Distance	CAN - Canada			Lap	Distance	GBR - Great Britain			
	Time	Rank	Lap Time			Time	Rank	Lap Time	
125m	11.653	4		1	125m	11.749	9		
250m	19.168	7	19.168	1	250m	19.162	6	19.162	
375m	26.072	6		2	375m	25.874	3		
500m	33.066	6	13.898	2	500m	32.544	2	13.382	
625m	40.139	8		3	625m	39.259	1		
750m	47.348	7	14.282	3	750m	46.072	1	13.528	

Heat 13					Heat 14				
Distance	CHN - China			Lap	Distance	GER - Germany			
	Time	Rank	Lap Time			Time	Rank	Lap Time	
125m	11.384	1		1	125m	11.707	6		
250m	18.657	1	18.657	1	250m	19.087	3	19.087	
375m	25.489	1		2	375m	25.863	2		
500m	32.440	1	13.783	2	500m	32.572	3	13.485	
625m	39.464	3		3	625m	39.424	2		
750m	46.679	3	14.239	3	750m	46.467	2	13.895	

**HOST PARTNERS**



**MAIN PARTNERS**



**OFFICIAL PARTNERS**



**OFFICIAL SUPPLIERS**



**Women Elite Team Sprint / Vitesse par équipe femmes élites**  
**Qualification / Qualifications**  
**Start List / Liste de départ**

Thu 3 Aug 2023 - Race distance: 3 laps

<b>World Record</b>	45.967 GER - Germany	Saint-Quentin-en-Yvelines (FRA)	12 OCT 2022
---------------------	----------------------	---------------------------------	-------------

Heat	Race Number	NAT / Name	Time
1		<b>NZL - New Zealand</b>	_____
	158	PETCH Rebecca	
	156	FULTON Shaane Hazel	
	153	ANDREWS Ellesse	
2		<b>BEL - Belgium</b>	_____
	71	NICOLAES Julie	
	70	JENAER Valerie	
	68	DEGRENDELE Nicky	
3		<b>NGR - Nigeria</b>	_____
	149	AYUBA Grace	
	150	GRIKPA Tombrapa Gladys	
	152	UKPESERAYE Ese	
4		<b>MEX - Mexico</b>	_____
	141	SALAZAR VALLES Jessica	
	143	VERDUGO OSUNA Yuli	
	139	GAXIOLA GONZALEZ Luz Daniela	
5		<b>USA - United States</b>	_____
	167	AINSLIE Keely	
	171	HANKINS Kayla	
	172	MARQUARDT Mandy	
6		<b>MAS - Malaysia</b>	_____
	136	AZIZAN Nurul Aliana Syafika	
	137	MOHD ASRI Nurul Izzah Izzati	
	138	ROSIDI Anis Amira	
7		<b>JPN - Japan</b>	_____
	131	SAKAI Aki	
	132	SATO Mina	
	133	UMEKAWA Fuko	

**HOST PARTNERS**



**MAIN PARTNERS**



**OFFICIAL PARTNERS**



**OFFICIAL SUPPLIERS**





**Women Elite Team Sprint / Vitesse par équipe femmes élites**  
**Qualification / Qualifications**  
**Start List / Liste de départ**

Thu 3 Aug 2023 - Race distance: 3 laps

Heat	Race Number	NAT / Name	Time
8		<b>FRA - France</b>	_____
	100	KOUAME Taky Marie Divine	
	102	MICHAUX Julie	
	99	GROS Mathilde	
9		<b>NED - Netherlands</b>	_____
	146	LAMBERINK Kyra	
	148	van der WOUW Hetty	
	147	van der PEET Steffie	
10		<b>POL - Poland</b>	_____
	160	KARWACKA Marlena	
	162	LOS Urszula	
	165	SIBIAK Nikola	
11		<b>CAN - Canada</b>	_____
	76	ORBAN Sarah	
	75	MITCHELL Kelsey	
	74	GENEST Lauriane	
12		<b>GBR - Great Britain</b>	_____
	104	BELL Lauren	
	105	CAPEWELL Sophie	
	106	FINUCANE Emma	
13		<b>CHN - China</b>	_____
	79	GUO Yufang	
	78	BAO Shanju	
	86	YUAN Liying	
14		<b>GER - Germany</b>	_____
	114	GRABOSCH Pauline Sophie	
	115	HINZE Emma	
	113	FRIEDRICH Lea Sophie	

**Progression rule:**

Fastest 8 teams qualify for the first round.

**HOST PARTNERS**



**MAIN PARTNERS**



**OFFICIAL PARTNERS**



**OFFICIAL SUPPLIERS**



**Women Elite Team Sprint / Vitesse par équipe femmes élites**  
**Qualification / Qualifications**  
**Start List / Liste de départ**

Thu 3 Aug 2023 - Race distance: 3 laps

Heat	Race Number	NAT / Name	Time
------	-------------	------------	------

**Note:**  
 The composition of the teams may be subject to change up to 30 minutes before the start of the race. Sorted in the order given by the team.

**HOST PARTNERS**



**MAIN PARTNERS**



**OFFICIAL PARTNERS**



**OFFICIAL SUPPLIERS**



**Women Elite Sprint / Vitesse femmes élités**

**Final Classification / Classement final**

Wed 9 Aug 2023

Rank	Race Number	Name	NAT	Race 1	Race 2	Decider
				200m Time:	10.871	10.899
				Average Speed km/h:	66.231	66.061
<b>For Gold</b>						
GOLD	1	106	FINUCANE Emma	GBR	Winner	Winner
SILVER	2	113	FRIEDRICH Lea Sophie	GER	+0.018	+0.031
				200m Time:	10.933	10.988
				Average Speed km/h:	65.856	65.526
<b>For Bronze</b>						
BRONZE	3	153	ANDREWS Ellesse	NZL	Winner	Winner
	4	115	HINZE Emma	GER	+0.099	+0.306
<b>Did not qualify for Semi-finals</b>						
	5	105	CAPEWELL Sophie	GBR		
	6	86	YUAN Liying	CHN		
	7	99	GROS Mathilde	FRA		
	8	74	GENEST Lauriane	CAN		
<b>Did not qualify for Quarter-finals</b>						
	9	114	GRABOSCH Pauline Sophie	GER		
	10	79	GUO Yufang	CHN		
	11	75	MITCHELL Kelsey	CAN		
	12	148	van der WOUW Hetty	NED		
	13	63	CLONAN Kristina	AUS		
	14	88 w	BAYONA PINEDA Martha	COL		
	15	100	KOUAME Taky Marie Divine	FRA		
	16	132	SATO Mina	JPN		
<b>Did not qualify for 1/8 Finals</b>						
	17	130	OHTA Riyu	JPN		
	18	76	ORBAN Sarah	CAN		
	19	147 w	van der PEET Steffie	NED		
	20	102	MICHAUX Julie	FRA		
	21	133	UMEKAWA Fuko	JPN		
	22	126	VECE Miriam	ITA		
	23	135	LENDEL Migle	LTU		
	24	172	MARQUARDT Mandy	USA		
	25	165	SIBIAK Nikola	POL		
	26	139	GAXIOLA GONZALEZ Luz Daniela	MEX		
	27	156	FULTON Shaane Hazel	NZL		
	28	89	JABORNIKOVA Veronika	CZE		

**HOST PARTNERS**



**MAIN PARTNERS**



**OFFICIAL PARTNERS**



**OFFICIAL SUPPLIERS**



Women Elite Sprint / Vitesse femmes élités

Final Classification / Classement final

Wed 9 Aug 2023

Rank	Race Number	Name	NAT	Race 1	Race 2	Decider
------	-------------	------	-----	--------	--------	---------

*Did not qualify for 1/16 Finals*

29	166	BILETSKA Alla	UKR			
30	68	DEGRENDELE Nicky	BEL			
31	137	MOHD ASRI Nurul Izzah Izzati	MAS			
32	163	PETRI Paulina	POL			
33	138	ROSIDI Anis Amira	MAS			
34	94	CASAS ROIGE Helena	ESP			
35	120	YEUNG Cho Yiu	HKG			
36	93	MOHAMED Shahd	EGY			

LEGEND

w Warning

HOST PARTNERS



MAIN PARTNERS



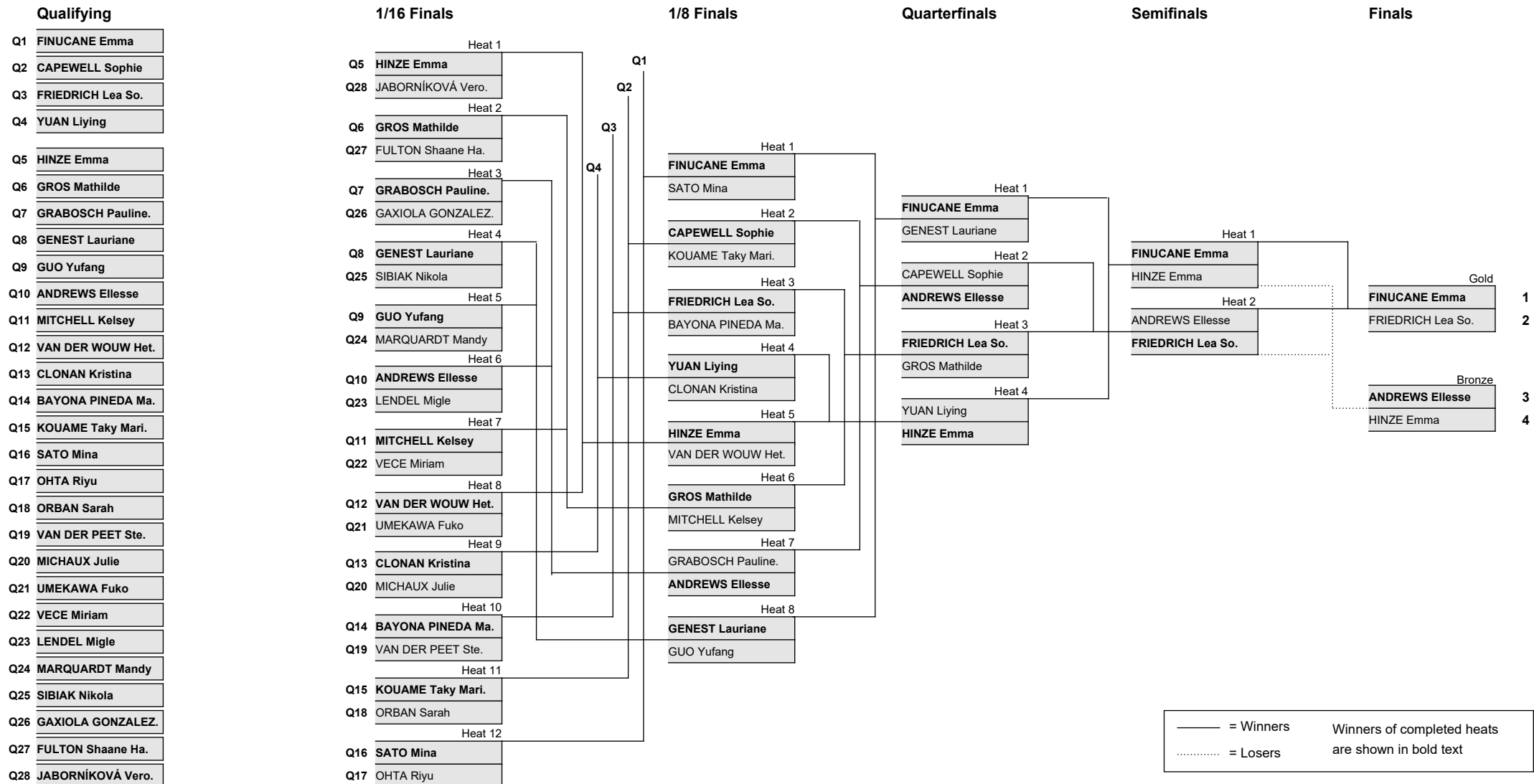
OFFICIAL PARTNERS



OFFICIAL SUPPLIERS



**Women Elite Sprint / Vitesse femmes élités**  
**Results Bracket / Tableau de progression**



**HOST PARTNERS**



**MAIN PARTNERS**



**OFFICIAL PARTNERS**



**OFFICIAL SUPPLIERS**



**Women Elite Sprint / Vitesse femmes élités  
 Finals / Finales  
 Start List / Liste de départ**

Wed 9 Aug 2023 - Race distance: 3 laps

Race Number	Name	NAT	Race 1	Race 2	Decider
<i><b>For Bronze</b></i>					
115	HINZE Emma	GER			
153	ANDREWS Ellesse	NZL			
200m Time: Average Speed km/h:					
<i><b>For Gold</b></i>					
106	FINUCANE Emma	GBR			
113	FRIEDRICH Lea Sophie	GER			
200m Time: Average Speed km/h:					

**HOST PARTNERS**



**MAIN PARTNERS**



**OFFICIAL PARTNERS**



**OFFICIAL SUPPLIERS**



2-9 August 2023

Communiqué no. 109

**Women Elite Sprint / Vitesse femmes élités**  
**Semi-finals / Demi-finales**  
**Results / Résultats**

Wed 9 Aug 2023 - Race distance: 3 laps

Rank	Race Number	Name	NAT	Race 1	Race 2	Decider
				200m Time:	11.010	10.856
				Average Speed km/h:	65.395	66.323
<b>Heat 1</b>						
1	106	FINUCANE Emma	GBR	Winner	Winner	Q
2	115	HINZE Emma	GER	+0.158	+0.105	
				200m Time:	10.998	10.812
				Average Speed km/h:	65.466	66.593
<b>Heat 2</b>						
1	113	FRIEDRICH Lea Sophie	GER	Winner	Winner	Q
2	153	ANDREWS Ellesse	NZL	+0.298	+0.192	

**Progression rule:**

The winners race for the gold and silver medals. The losers race for the bronze medal.

**LEGEND**

Q Qualified

**HOST PARTNERS**



**MAIN PARTNERS**



**OFFICIAL PARTNERS**



**OFFICIAL SUPPLIERS**



**Women Elite Sprint / Vitesse femmes élités  
Semi-finals / Demi-finales  
Start List / Liste de départ**

Wed 9 Aug 2023 - Race distance: 3 laps

Race Number	Name	NAT	Race 1	Race 2	Decider
<b>Heat 1</b>					
			200m Time:		
			Average Speed km/h:		
106	FINUCANE Emma	GBR			
115	HINZE Emma	GER			
<b>Heat 2</b>					
			200m Time:		
			Average Speed km/h:		
153	ANDREWS Ellesse	NZL			
113	FRIEDRICH Lea Sophie	GER			

**Progression rule:**

The winners race for the gold and silver medals. The losers race for the bronze medal.

**HOST PARTNERS**



**MAIN PARTNERS**



**OFFICIAL PARTNERS**



**OFFICIAL SUPPLIERS**





2-9 August 2023

Communiqué no. 107

**Women Elite Sprint / Vitesse femmes élités**  
**Quarter-finals / Quart de finales**  
**Results / Résultats**

Tue 8 Aug 2023 - Race distance: 3 laps

Rank	Race Number	Name	NAT	Race 1	Race 2	Decider
				200m Time:	10.886	10.927
				Average Speed km/h:	66.140	65.892
<b>Heat 1</b>						
1	106	FINUCANE Emma	GBR	Winner	Winner	Q
2	74	GENEST Lauriane	CAN	+0.174	+0.115	
				200m Time:	10.919	11.018
				Average Speed km/h:	65.940	65.348
<b>Heat 2</b>						
1	153	ANDREWS Ellesse	NZL	+0.330	Winner	Winner Q
2	105	CAPEWELL Sophie	GBR	Winner	+0.014	+0.536
				200m Time:	10.917	10.817
				Average Speed km/h:	65.952	66.562
<b>Heat 3</b>						
1	113	FRIEDRICH Lea Sophie	GER	Winner	Winner	Q
2	99	GROS Mathilde	FRA	+0.237	+0.115	
				200m Time:	10.966	10.946
				Average Speed km/h:	65.657	65.777
<b>Heat 4</b>						
1	115	HINZE Emma	GER	Winner	Winner	Q
2	86	YUAN Liying	CHN	+0.105	+0.130	

**Progression rule:**

The winner of each heat qualifies to the Semi-finals.

**LEGEND**

Q Qualified

**HOST PARTNERS**



**MAIN PARTNERS**



**OFFICIAL PARTNERS**



**OFFICIAL SUPPLIERS**



**Women Elite Sprint / Vitesse femmes élités**  
**Quarter-finals / Quart de finales**  
**Start List / Liste de départ**

Tue 8 Aug 2023 - Race distance: 3 laps

Race Number	Name	NAT	Race 1	Race 2	Decider
<b>Heat 1</b>					
			200m Time:		
			Average Speed km/h:		
106	FINUCANE Emma	GBR			
74	GENEST Lauriane	CAN			
<b>Heat 2</b>					
			200m Time:		
			Average Speed km/h:		
105	CAPEWELL Sophie	GBR			
153	ANDREWS Ellesse	NZL			
<b>Heat 3</b>					
			200m Time:		
			Average Speed km/h:		
113	FRIEDRICH Lea Sophie	GER			
99	GROS Mathilde	FRA			
<b>Heat 4</b>					
			200m Time:		
			Average Speed km/h:		
86	YUAN Liying	CHN			
115	HINZE Emma	GER			

**Progression rule:**

The winner of each heat qualifies to the Semi-finals.

**HOST PARTNERS**



**MAIN PARTNERS**



**OFFICIAL PARTNERS**



**OFFICIAL SUPPLIERS**



2-9 August 2023

Communiqué no. 105

**Women Elite Sprint / Vitesse femmes élites**  
**1/8 Finals / 1/8 de finale**  
**Results / Résultats**

Tue 8 Aug 2023 - Race distance: 3 laps

Rank	Race Number	Name	NAT		
				200m Time:	11.061
				Average Speed km/h:	65.094
<b>Heat 1</b>					
1	106	FINUCANE Emma	GBR	<b>Winner</b>	Q
2	132	SATO Mina	JPN	+0.178	
				200m Time:	11.034
				Average Speed km/h:	65.253
<b>Heat 2</b>					
1	105	CAPEWELL Sophie	GBR	<b>Winner</b>	Q
2	100	KOUAME Taky Marie Divine	FRA	+0.285	
				200m Time:	11.009
				Average Speed km/h:	65.401
<b>Heat 3</b>					
1	113	FRIEDRICH Lea Sophie	GER	<b>Winner</b>	Q
2	88 w	BAYONA PINEDA Martha	COL	+0.058	
				200m Time:	10.970
				Average Speed km/h:	65.634
<b>Heat 4</b>					
1	86	YUAN Liying	CHN	<b>Winner</b>	Q
2	63	CLONAN Kristina	AUS	+0.026	
				200m Time:	11.002
				Average Speed km/h:	65.443
<b>Heat 5</b>					
1	115	HINZE Emma	GER	<b>Winner</b>	Q
2	148	van der WOUW Hetty	NED	+0.355	
				200m Time:	10.990
				Average Speed km/h:	65.514
<b>Heat 6</b>					
1	99	GROS Mathilde	FRA	<b>Winner</b>	Q
2	75	MITCHELL Kelsey	CAN	+0.007	
				200m Time:	11.042
				Average Speed km/h:	65.206
<b>Heat 7</b>					
1	153	ANDREWS Ellesse	NZL	<b>Winner</b>	Q
2	114	GRABOSCH Pauline Sophie	GER	+0.218	
				200m Time:	11.184
				Average Speed km/h:	64.378
<b>Heat 8</b>					
1	74	GENEST Lauriane	CAN	<b>Winner</b>	Q
2	79	GUO Yufang	CHN	+0.017	

**Progression rule:**

The winner of each heat qualifies to the Quarter-finals.

**HOST PARTNERS**



**MAIN PARTNERS**



**OFFICIAL PARTNERS**



**OFFICIAL SUPPLIERS**



**Women Elite Sprint / Vitesse femmes élites**  
**1/8 Finals / 1/8 de finale**  
**Results / Résultats**

Tue 8 Aug 2023 - Race distance: 3 laps

Rank	Race Number	Name	NAT
------	-------------	------	-----

**Note:**  
 The average speed is taken over the last 200m.

**LEGEND**  
**Q** Qualified                      **w** Warning

**HOST PARTNERS**



**MAIN PARTNERS**



**OFFICIAL PARTNERS**



**OFFICIAL SUPPLIERS**



2-9 August 2023

Communiqué no. 104

**Women Elite Sprint / Vitesse femmes élités**  
**1/8 Finals / 1/8 de finale**  
**Start List / Liste de départ**

Tue 8 Aug 2023 - Race distance: 3 laps

Race Number	Name	NAT	200m Time:	Average Speed km/h:
<b>Heat 1</b>				
106	FINUCANE Emma	GBR		
132	SATO Mina	JPN		
<b>Heat 2</b>				
105	CAPEWELL Sophie	GBR		
100	KOUAME Taky Marie Divine	FRA		
<b>Heat 3</b>				
113	FRIEDRICH Lea Sophie	GER		
88 w	BAYONA PINEDA Martha	COL		
<b>Heat 4</b>				
86	YUAN Liying	CHN		
63	CLONAN Kristina	AUS		
<b>Heat 5</b>				
115	HINZE Emma	GER		
148	van der WOUW Hetty	NED		
<b>Heat 6</b>				
99	GROS Mathilde	FRA		
75	MITCHELL Kelsey	CAN		
<b>Heat 7</b>				
114	GRABOSCH Pauline Sophie	GER		
153	ANDREWS Ellesse	NZL		
<b>Heat 8</b>				
74	GENEST Lauriane	CAN		
79	GUO Yufang	CHN		

**Progression rule:**

The winner of each heat qualifies to the Quarter-finals.

**LEGEND**

w Warning

**HOST PARTNERS**



**MAIN PARTNERS**



**OFFICIAL PARTNERS**



**OFFICIAL SUPPLIERS**



2-9 August 2023

Communiqué no. 103

**Women Elite Sprint / Vitesse femmes élités**  
**1/16 Finals / 1/16 de finale**  
**Results / Résultats**

Mon 7 Aug 2023 - Race distance: 3 laps

Rank	Race Number	Name	NAT		
			200m Time:		11.040
			Average Speed km/h:		65.217
<b>Heat 1</b>					
1	115	<b>HINZE Emma</b>	<b>GER</b>	<b>Winner</b>	Q
2	89	JABORNIKOVA Veronika	CZE	+0.704	
			200m Time:		11.209
			Average Speed km/h:		64.234
<b>Heat 2</b>					
1	99	<b>GROS Mathilde</b>	<b>FRA</b>	<b>Winner</b>	Q
2	156	FULTON Shaane Hazel	NZL	+0.054	
			200m Time:		11.168
			Average Speed km/h:		64.470
<b>Heat 3</b>					
1	114	<b>GRABOSCH Pauline Sophie</b>	<b>GER</b>	<b>Winner</b>	Q
2	139	GAXIOLA GONZALEZ Luz Daniela	MEX	+0.074	
			200m Time:		11.201
			Average Speed km/h:		64.280
<b>Heat 4</b>					
1	74	<b>GENEST Lauriane</b>	<b>CAN</b>	<b>Winner</b>	Q
2	165	SIBIAK Nikola	POL	+0.512	
			200m Time:		11.380
			Average Speed km/h:		63.269
<b>Heat 5</b>					
1	79	<b>GUO Yufang</b>	<b>CHN</b>	<b>Winner</b>	Q
2	172	MARQUARDT Mandy	USA	+0.035	
			200m Time:		11.215
			Average Speed km/h:		64.200
<b>Heat 6</b>					
1	153	<b>ANDREWS Ellesse</b>	<b>NZL</b>	<b>Winner</b>	Q
2	135	LENDEL Migle	LTU	+0.229	
			200m Time:		11.250
			Average Speed km/h:		64.000
<b>Heat 7</b>					
1	75	<b>MITCHELL Kelsey</b>	<b>CAN</b>	<b>Winner</b>	Q
2	126	VECE Miriam	ITA	+0.189	
			200m Time:		11.484
			Average Speed km/h:		62.696
<b>Heat 8</b>					
1	148	<b>van der WOUW Hetty</b>	<b>NED</b>	<b>Winner</b>	Q
2	133	UMEKAWA Fuko	JPN	+0.129	
			200m Time:		11.222
			Average Speed km/h:		64.160
<b>Heat 9</b>					
1	63	<b>CLONAN Kristina</b>	<b>AUS</b>	<b>Winner</b>	Q
2	102	MICHAUX Julie	FRA	+0.182	
			200m Time:		11.421
			Average Speed km/h:		63.042
<b>Heat 10</b>					
1	88 w	<b>BAYONA PINEDA Martha</b>	<b>COL</b>	<b>Winner</b>	Q
2	147 w	van der PEET Steffie	NED	+0.084	

**HOST PARTNERS**



**MAIN PARTNERS**



**OFFICIAL PARTNERS**



**OFFICIAL SUPPLIERS**



2-9 August 2023

Communiqué no. 103

**Women Elite Sprint / Vitesse femmes élités**  
**1/16 Finals / 1/16 de finale**  
**Results / Résultats**

Mon 7 Aug 2023 - Race distance: 3 laps

Rank	Race Number	Name	NAT		
				200m Time:	11.265
				Average Speed km/h:	63.915
<b>Heat 11</b>					
1	100	KOUAME Taky Marie Divine	FRA	<b>Winner</b>	Q
2	76	ORBAN Sarah	CAN	+0.130	
				200m Time:	11.187
				Average Speed km/h:	64.360
<b>Heat 12</b>					
1	132	SATO Mina	JPN	<b>Winner</b>	Q
2	130	OHTA Riyu	JPN	+0.092	

**Progression rule:**

The winner of each heat qualifies to the 1/8 Finals.

**No 88 BAYONA PINEDA Martha (COL)**

Warning for entering the sprinter's lane when the opponent was already there.

Avertissement pour être entré dans le couloir des sprinters alors que son adversaire s'y trouvait déjà.

**Note:**

The average speed is taken over the last 200m.

**LEGEND**

**Q** Qualified                      **w** Warning

**HOST PARTNERS**



**MAIN PARTNERS**



**OFFICIAL PARTNERS**



**OFFICIAL SUPPLIERS**



2-9 August 2023

Communiqué no. 102

**Women Elite Sprint / Vitesse femmes élités**  
**1/16 Finals / 1/16 de finale**  
**Start List / Liste de départ**

Mon 7 Aug 2023 - Race distance: 3 laps

Race Number	Name	NAT	200m Time:	Average Speed km/h:
<b>Heat 1</b>				
115	HINZE Emma	GER		
89	JABORNIKOVA Veronika	CZE		
<b>Heat 2</b>				
99	GROS Mathilde	FRA		
156	FULTON Shaane Hazel	NZL		
<b>Heat 3</b>				
114	GRABOSCH Pauline Sophie	GER		
139	GAXIOLA GONZALEZ Luz Daniela	MEX		
<b>Heat 4</b>				
74	GENEST Lauriane	CAN		
165	SIBIAK Nikola	POL		
<b>Heat 5</b>				
79	GUO Yufang	CHN		
172	MARQUARDT Mandy	USA		
<b>Heat 6</b>				
153	ANDREWS Ellesse	NZL		
135	LENDEL Migle	LTU		
<b>Heat 7</b>				
75	MITCHELL Kelsey	CAN		
126	VECE Miriam	ITA		
<b>Heat 8</b>				
148	van der WOUW Hetty	NED		
133	UMEKAWA Fuko	JPN		
<b>Heat 9</b>				
63	CLONAN Kristina	AUS		
102	MICHAUX Julie	FRA		
<b>Heat 10</b>				
88	BAYONA PINEDA Martha	COL		
147	w van der PEET Steffie	NED		
<b>Heat 11</b>				
100	KOUAME Taky Marie Divine	FRA		

**HOST PARTNERS**



**MAIN PARTNERS**



**OFFICIAL PARTNERS**



**OFFICIAL SUPPLIERS**





**Women Elite Sprint / Vitesse femmes élités**  
**1/16 Finals / 1/16 de finale**  
**Start List / Liste de départ**

Mon 7 Aug 2023 - Race distance: 3 laps

Race Number	Name	NAT
76	ORBAN Sarah	CAN
		200m Time:
		Average Speed km/h:
<b>Heat 12</b>		
132	SATO Mina	JPN
130	OHTA Riyu	JPN

**Progression rule:**

The winner of each heat qualifies to the 1/8 Finals.

**LEGEND**

w Warning

**HOST PARTNERS**



**MAIN PARTNERS**



**OFFICIAL PARTNERS**



**OFFICIAL SUPPLIERS**



2-9 August 2023

Communiqué no. 101

**Women Elite Sprint / Vitesse femmes élités**  
**Qualification / Qualifications**  
**Results / Résultats**

Mon 7 Aug 2023 - Race distance: 200m flying start (3.5 laps)

**World Record** 10.154 MITCHELL Kelsey CAN Cochabamba (BOL) 4 SEP 2019

Rank	Race Number	Name	NAT	100m	Time 100-200	Average Speed km/h	
1	106	FINUCANE Emma	GBR	5.043 (1)	<b>10.234</b> 5.191 (1)	70.354	Q
2	105	CAPEWELL Sophie	GBR	5.073 (2)	<b>10.309</b> 5.236 (2)	69.842	Q
3	113	FRIEDRICH Lea Sophie	GER	5.132 (3)	<b>10.397</b> 5.265 (3)	69.251	Q
4	86	YUAN Liying	CHN	5.187 (4)	<b>10.507</b> 5.320 (5)	68.526	Q
5	115	HINZE Emma	GER	5.223 (5)	<b>10.533</b> 5.310 (4)	68.357	Q
6	99	GROS Mathilde	FRA	5.223 (5)	<b>10.543</b> 5.320 (5)	68.292	Q
7	114	GRABOSCH Pauline Sophie	GER	5.229 (7)	<b>10.599</b> 5.370 (7)	67.931	Q
8	74	GENEST Lauriane	CAN	5.237 (8)	<b>10.612</b> 5.375 (8)	67.848	Q
9	79	GUO Yufang	CHN	5.252 (10)	<b>10.654</b> 5.402 (11)	67.580	Q
10	153	ANDREWS Ellesse	NZL	5.239 (9)	<b>10.665</b> 5.426 (13)	67.511	Q
11	75	MITCHELL Kelsey	CAN	5.282 (11)	<b>10.671</b> 5.389 (9)	67.473	Q
12	148	van der WOUW Hetty	NED	5.297 (13)	<b>10.695</b> 5.398 (10)	67.321	Q
13	63	CLONAN Kristina	AUS	5.294 (12)	<b>10.712</b> 5.418 (12)	67.214	Q
14	88	BAYONA PINEDA Martha	COL	5.299 (14)	<b>10.739</b> 5.440 (15)	67.045	Q
15	100	KOUAME Taky Marie Divine	FRA	5.313 (15)	<b>10.749</b> 5.436 (14)	66.983	Q
16	132	SATO Mina	JPN	5.347 (17)	<b>10.834</b> 5.487 (16)	66.457	Q
17	130	OHTA Riyu	JPN	5.354 (19)	<b>10.856</b> 5.502 (18)	66.323	Q
18	76	ORBAN Sarah	CAN	5.347 (17)	<b>10.865</b> 5.518 (22)	66.268	Q
19	147 w	van der PEET Steffie	NED	5.389 (24)	<b>10.883</b> 5.494 (17)	66.158	Q
20	102	MICHAUX Julie	FRA	5.377 (22)	<b>10.890</b> 5.513 (21)	66.116	Q
21	133	UMEKAWA Fuko	JPN	5.391 (25)	<b>10.894</b> 5.503 (19)	66.091	Q

**HOST PARTNERS**



**MAIN PARTNERS**



**OFFICIAL PARTNERS**



**OFFICIAL SUPPLIERS**



2-9 August 2023

Communiqué no. 101

**Women Elite Sprint / Vitesse femmes élités**  
**Qualification / Qualifications**  
**Results / Résultats**

Mon 7 Aug 2023 - Race distance: 200m flying start (3.5 laps)

Rank	Race Number	Name	NAT	100m	Time 100-200	Average Speed km/h	
22	126	VECE Miriam	ITA	5.359 (20)	<b>10.895</b> 5.536 (23)	66.085	Q
23	135	LENDEL Migle	LTU	5.328 (16)	<b>10.898</b> 5.570 (25)	66.067	Q
24	172	MARQUARDT Mandy	USA	5.383 (23)	<b>10.925</b> 5.542 (24)	65.904	Q
25	165	SIBIAK Nikola	POL	5.408 (26)	<b>10.988</b> 5.580 (26)	65.526	Q
26	139	GAXIOLA GONZALEZ Luz Daniela	MEX	5.369 (21)	<b>10.989</b> 5.620 (30)	65.520	Q
27	156	FULTON Shaane Hazel	NZL	5.421 (27)	<b>11.004</b> 5.583 (27)	65.431	Q
28	89	JABORNIKOVA Veronika	CZE	5.440 (28)	<b>11.034</b> 5.594 (28)	65.253	Q
29	166	BILETSKA Alla	UKR	5.440 (28)	<b>11.045</b> 5.605 (29)	65.188	
30	68	DEGRENDELE Nicky	BEL	5.457 (30)	<b>11.082</b> 5.625 (31)	64.970	
31	137	MOHD ASRI Nurul Izzah Izzati	MAS	5.514 (31)	<b>11.183</b> 5.669 (32)	64.383	
32	163	PETRI Paulina	POL	5.748 (35)	<b>11.258</b> 5.510 (20)	63.955	
33	138	ROSIDI Anis Amira	MAS	5.628 (33)	<b>11.410</b> 5.782 (33)	63.103	
34	94	CASAS ROIGE Helena	ESP	5.602 (32)	<b>11.434</b> 5.832 (34)	62.970	
35	120	YEUNG Cho Yiu	HKG	5.667 (34)	<b>11.562</b> 5.895 (35)	62.273	
36	93	MOHAMED Shahd	EGY	6.067 (36)	<b>12.272</b> 6.205 (36)	58.670	

**Progression rule:**

Top 4 riders qualify for 1/8 Finals. 5th to 28th places qualify for 1/16 Finals.

**LEGEND**

**Q** Qualified                      **w** Warning

**HOST PARTNERS**



**MAIN PARTNERS**



**OFFICIAL PARTNERS**



**OFFICIAL SUPPLIERS**



**Women Elite Sprint / Vitesse femmes élités**  
**Qualification / Qualifications**  
**Start List / Liste de départ**

Mon 7 Aug 2023 - Race distance: 200m flying start (3.5 laps)

<b>World Record</b>	10.154 MITCHELL Kelsey	CAN Cochabamba (BOL)	4 SEP 2019
---------------------	------------------------	----------------------	------------

Heat	Race Number	Name	NAT	Time
1	79	GUO Yufang	CHN	_____
2	156	FULTON Shaane Hazel	NZL	_____
3	93	MOHAMED Shahd	EGY	_____
4	76	ORBAN Sarah	CAN	_____
5	172	MARQUARDT Mandy	USA	_____
6	120	YEUNG Cho Yiu	HKG	_____
7	133	UMEKAWA Fuko	JPN	_____
8	102	MICHAUX Julie	FRA	_____
9	86	YUAN Liying	CHN	_____
10	166	BILETSKA Alla	UKR	_____
11	138	ROSIDI Anis Amira	MAS	_____
12	89	JABORNIKOVA Veronika	CZE	_____
13	135	LENDEL Migle	LTU	_____
14	163	PETRI Paulina	POL	_____
15	147 w	van der PEET Steffie	NED	_____
16	165	SIBIAK Nikola	POL	_____
17	94	CASAS ROIGE Helena	ESP	_____
18	132	SATO Mina	JPN	_____
19	137	MOHD ASRI Nurul Izzah Izzati	MAS	_____
20	63	CLONAN Kristina	AUS	_____
21	68	DEGRENDELE Nicky	BEL	_____
22	74	GENEST Lauriane	CAN	_____
23	130	OHTA Riyu	JPN	_____
24	139	GAXIOLA GONZALEZ Luz Daniela	MEX	_____
25	114	GRABOSCH Pauline Sophie	GER	_____
26	106	FINUCANE Emma	GBR	_____
27	75	MITCHELL Kelsey	CAN	_____
28	126	VECE Miriam	ITA	_____
29	100	KOUAME Taky Marie Divine	FRA	_____
30	115	HINZE Emma	GER	_____
31	148	van der WOUW Hetty	NED	_____
32	153	ANDREWS Ellesse	NZL	_____
33	88	BAYONA PINEDA Martha	COL	_____

**HOST PARTNERS**



**MAIN PARTNERS**



**OFFICIAL PARTNERS**



**OFFICIAL SUPPLIERS**



**Women Elite Sprint / Vitesse femmes élités**  
**Qualification / Qualifications**  
**Start List / Liste de départ**

Mon 7 Aug 2023 - Race distance: 200m flying start (3.5 laps)

Heat	Race Number	Name	NAT	Time
34	105	CAPEWELL Sophie	GBR	_____
35	113	FRIEDRICH Lea Sophie	GER	_____
36	99	GROS Mathilde	FRA	_____

**Progression rule:**

Top 4 riders qualify for 1/8 Finals. 5th to 28th places qualify for 1/16 Finals.

**LEGEND**

w Warning

**HOST PARTNERS**



**MAIN PARTNERS**



**OFFICIAL PARTNERS**



**OFFICIAL SUPPLIERS**



Women Elite Keirin / Keirin femmes élites

Final Classification / Classement final

Sun 6 Aug 2023 - Race distance: 6 laps

Rank	Race Number	Name	NAT	Time Behind
------	-------------	------	-----	-------------

**For Gold**

200m Time: 11.305  
Average Speed: 63.689km/h

GOLD	153	ANDREWS Ellesse	NZL	
SILVER	88	BAYONA PINEDA Martha	COL	+0.010
BRONZE	113	FRIEDRICH Lea Sophie	GER	+0.104
4	148	van der WOUW Hetty	NED	+0.112
5	68	DEGRENDELE Nicky	BEL	+0.140
6	99	GROS Mathilde	FRA	+0.267

**For Places 7-12**

200m Time: 11.459  
Average Speed: 62.833km/h

7	63	CLONAN Kristina	AUS	
8	147	w van der PEET Steffie	NED	+0.132
9	75	MITCHELL Kelsey	CAN	+0.168
10	60	PROPSTER Alessa-Catriona	GER	+0.173
11	130	OHTA Riyu	JPN	+0.331
12	115	HINZE Emma	GER	+0.498

**Did not qualify for Semi-finals**

13	74	GENEST Lauriane	CAN	
13	139	GAXIOLA GONZALEZ Luz Daniela	MEX	
13	132	SATO Mina	JPN	REL
16	108	MARCHANT Katy	GBR	
16	126	VECE Miriam	ITA	
16	106	FINUCANE Emma	GBR	DNF

**Did not qualify for Quarter-finals**

19	89	JABORNIKOVA Veronika	CZE	
19	94	CASAS ROIGE Helena	ESP	
19	120	YEUNG Cho Yiu	HKG	
19	160	KARWACKA Marlena	POL	
23	100	KOUAME Taky Marie Divine	FRA	
23	133	UMEKAWA Fuko	JPN	
23	137	MOHD ASRI Nurul Izzah Izzati	MAS	
23	162	LOS Urszula	POL	

**LEGEND**

**DNF** Did Not Finish      **REL** Relegated      **w** Warning

**HOST PARTNERS**



**MAIN PARTNERS**



**OFFICIAL PARTNERS**



**OFFICIAL SUPPLIERS**



**Women Elite Keirin / Keirin femmes élités  
Finals / Finales  
Start List / Liste de départ**

Sun 6 Aug 2023 - Race distance: 6 laps

Race Number	Name	NAT
<b>For Places 7-12</b>		
60	PROPSTER Alessa-Catriona	GER
63	CLONAN Kristina	AUS
75	MITCHELL Kelsey	CAN
115	HINZE Emma	GER
130	OHTA Riyu	JPN
147	w van der PEET Steffie	NED
<b>For Gold</b>		
68	DEGRENDELE Nicky	BEL
88	BAYONA PINEDA Martha	COL
99	GROS Mathilde	FRA
113	FRIEDRICH Lea Sophie	GER
148	van der WOUW Hetty	NED
153	ANDREWS Ellesse	NZL

**LEGEND**

w Warning

**HOST PARTNERS**



**MAIN PARTNERS**



**OFFICIAL PARTNERS**



**OFFICIAL SUPPLIERS**



**Women Elite Keirin / Keirin femmes élités**  
**Semi-finals / Demi-finals**  
**Results / Résultats**

Sun 6 Aug 2023 - Race distance: 6 laps

Rank	Race Number	Name	NAT	Time Behind
			200m Time:	11.204
			Average Speed:	64.263km/h
<b>Heat 1</b>				
1	113	FRIEDRICH Lea Sophie	GER	Q
2	153	ANDREWS Ellesse	NZL	+0.013 Q
3	68	DEGRENDELE Nicky	BEL	+0.106 Q
4	130	OHTA Riyu	JPN	+0.161
5	147 w	van der PEET Steffie	NED	+0.497
6	60	PROPSTER Alessa-Catriona	GER	+1.264
			200m Time:	11.349
			Average Speed:	63.442km/h
<b>Heat 2</b>				
1	88	BAYONA PINEDA Martha	COL	Q
2	99	GROS Mathilde	FRA	+0.042 Q
3	148	van der WOUW Hetty	NED	+0.086 Q
4	75	MITCHELL Kelsey	CAN	+0.179
5	115	HINZE Emma	GER	+0.332
6	63	CLONAN Kristina	AUS	+0.441

**Progression rule:**

The first three riders in each heat qualify to final for gold, all other riders advance to the final for places 7-12.

**LEGEND**

**Q** Qualified      **w** Warning

**HOST PARTNERS**



**MAIN PARTNERS**



**OFFICIAL PARTNERS**



**OFFICIAL SUPPLIERS**





2-9 August 2023

Communiqué no. 119

**Women Elite Keirin / Keirin femmes élités**  
**Semi-finals / Demi-finals**  
**Start List / Liste de départ**

Sun 6 Aug 2023 - Race distance: 6 laps

Race Number	Name	NAT
<b>Heat 1</b>		
60	PROPSTER Alessa-Catriona	GER
68	DEGRENDELE Nicky	BEL
113	FRIEDRICH Lea Sophie	GER
130	OHTA Riyu	JPN
147	w van der PEET Steffie	NED
153	ANDREWS Ellesse	NZL
<b>Heat 2</b>		
63	CLONAN Kristina	AUS
75	MITCHELL Kelsey	CAN
88	BAYONA PINEDA Martha	COL
99	GROS Mathilde	FRA
115	HINZE Emma	GER
148	van der WOUW Hetty	NED

**Progression rule:**

The first three riders in each heat qualify to final for gold, all other riders advance to the final for places 7-12.

**LEGEND**

w Warning

**HOST PARTNERS**



**MAIN PARTNERS**



**OFFICIAL PARTNERS**



**OFFICIAL SUPPLIERS**



**Women Elite Keirin / Keirin femmes élités**  
**Quarter-finals / Quarts de finale**  
**Results / Résultats**

Sun 6 Aug 2023 - Race distance: 6 laps

Rank	Race Number	Name	NAT	Time Behind
			200m Time:	11.026
			Average Speed:	65.300km/h
<b>Heat 1</b>				
1	113	FRIEDRICH Lea Sophie	GER	Q
2	147 w	van der PEET Steffie	NED	+0.261 Q
3	75	MITCHELL Kelsey	CAN	+0.506 Q
4	99	GROS Mathilde	FRA	+0.801 Q
5	132	SATO Mina	JPN	REL
6	106	FINUCANE Emma	GBR	DNF
			200m Time:	10.885
			Average Speed:	66.146km/h
<b>Heat 2</b>				
1	115	HINZE Emma	GER	Q
2	153	ANDREWS Ellesse	NZL	+0.647 Q
3	130	OHTA Riyu	JPN	+0.762 Q
4	63	CLONAN Kristina	AUS	+0.868 Q
5	74	GENEST Lauriane	CAN	+1.004
6	126	VECE Miriam	ITA	+1.833
			200m Time:	10.830
			Average Speed:	66.482km/h
<b>Heat 3</b>				
1	88	BAYONA PINEDA Martha	COL	Q
2	148	van der WOUW Hetty	NED	+0.324 Q
3	68	DEGRENDELE Nicky	BEL	+0.361 Q
4	60	PROPSTER Alessa-Catriona	GER	+0.364 Q
5	139	GAXIOLA GONZALEZ Luz Daniela	MEX	+0.414
6	108	MARCHANT Katy	GBR	+0.656

**Progression rule:**

The first four riders in each heat qualify to the Semifinals.

**No 132 SATO Mina (JPN)**

Has been relegated for entering the sprinter's lane when the opponent was already there.

A été déclassé(e) pour être entré dans le couloir des sprinters alors que son adversaire s'y trouvait déjà.

**LEGEND**
**DNF** Did Not Finish      **Q** Qualified      **REL** Relegated      **w** Warning

**HOST PARTNERS**

**MAIN PARTNERS**

**OFFICIAL PARTNERS**

**OFFICIAL SUPPLIERS**


**Women Elite Keirin / Keirin femmes élités**  
**Quarter-finals / Quarts de finale**  
**Start List / Liste de départ**

Sun 6 Aug 2023 - Race distance: 6 laps

Race Number	Name	NAT
<b>Heat 1</b>		
75	MITCHELL Kelsey	CAN
99	GROS Mathilde	FRA
106	FINUCANE Emma	GBR
113	FRIEDRICH Lea Sophie	GER
132	SATO Mina	JPN
147	w van der PEET Steffie	NED
<b>Heat 2</b>		
63	CLONAN Kristina	AUS
74	GENEST Lauriane	CAN
115	HINZE Emma	GER
126	VECE Miriam	ITA
130	OHTA Riyu	JPN
153	ANDREWS Ellesse	NZL
<b>Heat 3</b>		
60	PROPSTER Alessa-Catriona	GER
68	DEGRENDELE Nicky	BEL
88	BAYONA PINEDA Martha	COL
108	MARCHANT Katy	GBR
139	GAXIOLA GONZALEZ Luz Daniela	MEX
148	van der WOUW Hetty	NED

**Progression rule:**

The first four riders in each heat qualify to the Semifinals.

**LEGEND**

w Warning

**HOST PARTNERS**



**MAIN PARTNERS**



**OFFICIAL PARTNERS**



**OFFICIAL SUPPLIERS**



**Women Elite Keirin / Keirin femmes élités**  
**Round 1 Repechage / Repêchage premier tour**  
**Results / Résultats**

Sat 5 Aug 2023 - Race distance: 6 laps

Rank	Race Number	Name	NAT	Time Behind
			200m Time:	11.429
			Average Speed:	62.998km/h
<b>Heat 1</b>				
1	126	VECE Miriam	ITA	Q
2	68	DEGRENDELE Nicky	BEL	+0.044 Q
3	94	CASAS ROIGE Helena	ESP	+0.158
4	100	KOUAME Taky Marie Divine	FRA	+0.296
			200m Time:	10.980
			Average Speed:	65.574km/h
<b>Heat 2</b>				
1	132	SATO Mina	JPN	Q
2	139	GAXIOLA GONZALEZ Luz Daniela	MEX	+0.453 Q
3	120	YEUNG Cho Yiu	HKG	+0.731
4	137	MOHD ASRI Nurul Izzah Izzati	MAS	+0.836
			200m Time:	11.688
			Average Speed:	61.602km/h
<b>Heat 3</b>				
1	130	OHTA Riyu	JPN	Q
2	74	GENEST Lauriane	CAN	+0.014 Q
3	89	JABORNIKOVA Veronika	CZE	+0.224
4	162	LOS Urszula	POL	+0.389
			200m Time:	11.027
			Average Speed:	65.294km/h
<b>Heat 4</b>				
1	115	HINZE Emma	GER	Q
2	147 w	van der PEET Steffie	NED	+0.156 Q
3	160	KARWACKA Marlena	POL	+0.349
4	133	UMEKAWA Fuko	JPN	+0.641

**Progression rule:**

The first two riders in each heat qualify to the Quarterfinals.

**LEGEND**

**Q** Qualified      **w** Warning

**HOST PARTNERS**



**MAIN PARTNERS**



**OFFICIAL PARTNERS**



**OFFICIAL SUPPLIERS**



**Women Elite Keirin / Keirin femmes élités**  
**Round 1 Repechage / Repêchage premier tour**  
**Start List / Liste de départ**

Sat 5 Aug 2023 - Race distance: 6 laps

Race Number	Name	NAT
<b>Heat 1</b>		
68	DEGRENDELE Nicky	BEL
94	CASAS ROIGE Helena	ESP
100	KOUAME Taky Marie Divine	FRA
126	VECE Miriam	ITA
<b>Heat 2</b>		
120	YEUNG Cho Yiu	HKG
132	SATO Mina	JPN
137	MOHD ASRI Nurul Izzah Izzati	MAS
139	GAXIOLA GONZALEZ Luz Daniela	MEX
<b>Heat 3</b>		
74	GENEST Lauriane	CAN
89	JABORNIKOVA Veronika	CZE
130	OHTA Riyu	JPN
162	LOS Urszula	POL
<b>Heat 4</b>		
115	HINZE Emma	GER
133	UMEKAWA Fuko	JPN
147	w van der PEET Steffie	NED
160	KARWACKA Marlena	POL

**Progression rule:**

The first two riders in each heat qualify to the Quarterfinals.

**LEGEND**

w Warning

**HOST PARTNERS**



**MAIN PARTNERS**



**OFFICIAL PARTNERS**



**OFFICIAL SUPPLIERS**



2-9 August 2023

Communiqué no. 114

**Women Elite Keirin / Keirin femmes élités**  
**Round 1 / Premier tour**  
**Results / Résultats**

Sat 5 Aug 2023 - Race distance: 6 laps

Rank	Race Number	Name	NAT	Time Behind
			200m Time:	11.200
			Average Speed:	64.286km/h
<b>Heat 1</b>				
1	113	FRIEDRICH Lea Sophie	GER	Q
2	148	van der WOUW Hetty	NED	+0.091 Q
3	68	DEGRENDELE Nicky	BEL	+0.137
4	162	LOS Urszula	POL	+0.361
5	74	GENEST Lauriane	CAN	+0.524
			200m Time:	11.263
			Average Speed:	63.926km/h
<b>Heat 2</b>				
1	63	CLONAN Kristina	AUS	Q
2	99	GROS Mathilde	FRA	+0.043 Q
3	139	GAXIOLA GONZALEZ Luz Daniela	MEX	+0.123
4	137	MOHD ASRI Nurul Izzah Izzati	MAS	+0.262
5	133	UMEKAWA Fuko	JPN	REL
			200m Time:	11.008
			Average Speed:	65.407km/h
<b>Heat 3</b>				
1	88	BAYONA PINEDA Martha	COL	Q
2	75	MITCHELL Kelsey	CAN	+0.210 Q
3	130	OHTA Riyu	JPN	+0.857
4	100	KOUAME Taky Marie Divine	FRA	+0.984
5	115	HINZE Emma	GER	+1.185
			200m Time:	11.304
			Average Speed:	63.694km/h
<b>Heat 4</b>				
1	106	FINUCANE Emma	GBR	Q
2	60	PROPSTER Alessa-Catriona	GER	+0.016 Q
3	147 w	van der PEET Steffie	NED	+0.144
4	94	CASAS ROIGE Helena	ESP	+0.686
5	89	JABORNIKOVA Veronika	CZE	+0.997
			200m Time:	10.939
			Average Speed:	65.820km/h
<b>Heat 5</b>				
1	153	ANDREWS Ellesse	NZL	Q
2	108	MARCHANT Katy	GBR	+0.022 Q
3	160	KARWACKA Marlina	POL	+0.160
4	132	SATO Mina	JPN	+0.165
5	120	YEUNG Cho Yiu	HKG	+0.318
6	126	VECE Miriam	ITA	+0.329

**Progression rule:**

The first two riders in each heat qualify to the Quarterfinals, all other riders advance to the Repechages.

**HOST PARTNERS**



**MAIN PARTNERS**



**OFFICIAL PARTNERS**



**OFFICIAL SUPPLIERS**



**Women Elite Keirin / Keirin femmes élites**  
**Round 1 / Premier tour**  
**Results / Résultats**

Sat 5 Aug 2023 - Race distance: 6 laps

Rank	Race Number	Name	NAT	Time Behind
------	-------------	------	-----	-------------

**No 133 UMEKAWA Fuko (JPN)**

Has been relegated for riding on the blue band.

A été déclassé(e) pour avoir roulé sur la côte d'azur.

**No 147 van der PEET Steffie (NED)**

Warning for entering the sprinter's lane when the opponent was already there.

Avertissement pour être entré dans le couloir des sprinters alors que son adversaire s'y trouvait déjà.

**LEGEND**

**Q** Qualified      **REL** Relegated      **w** Warning

**HOST PARTNERS**



**MAIN PARTNERS**



**OFFICIAL PARTNERS**



**OFFICIAL SUPPLIERS**



**Women Elite Keirin / Keirin femmes élites**  
**Round 1 / Premier tour**  
**Start List / Liste de départ**

Sat 5 Aug 2023 - Race distance: 6 laps

Race Number	Name	NAT
<b>Heat 1</b>		
68	DEGRENDELE Nicky	BEL
74	GENEST Lauriane	CAN
113	FRIEDRICH Lea Sophie	GER
148	van der WOUW Hetty	NED
162	LOS Urszula	POL
<b>Heat 2</b>		
63	CLONAN Kristina	AUS
99	GROS Mathilde	FRA
133	UMEKAWA Fuko	JPN
137	MOHD ASRI Nurul Izzah Izzati	MAS
139	GAXIOLA GONZALEZ Luz Daniela	MEX
<b>Heat 3</b>		
75	MITCHELL Kelsey	CAN
88	BAYONA PINEDA Martha	COL
100	KOUAME Taky Marie Divine	FRA
115	HINZE Emma	GER
130	OHTA Riyu	JPN
<b>Heat 4</b>		
60	PROPSTER Alessa-Catriona	GER
89	JABORNIKOVA Veronika	CZE
94	CASAS ROIGE Helena	ESP
106	FINUCANE Emma	GBR
147	van der PEET Steffie	NED
<b>Heat 5</b>		
108	MARCHANT Katy	GBR
120	YEUNG Cho Yiu	HKG
126	VECE Miriam	ITA
132	SATO Mina	JPN
153	ANDREWS Ellesse	NZL
160	KARWACKA Marlena	POL

**Progression rule:**

The first two riders in each heat qualify to the Quarterfinals, all other riders advance to the Repechages.

**HOST PARTNERS**



**MAIN PARTNERS**



**OFFICIAL PARTNERS**



**OFFICIAL SUPPLIERS**





Women Elite 500m Time Trial / 500m Contre la montre femmes élites

Final Classification / Classement final

Fri 4 Aug 2023

<b>World Record</b>	32.268	SALAZAR Jessica	MEX	Aguascalientes (MEX)	7 OCT 2016
---------------------	--------	-----------------	-----	----------------------	------------

Rank	Race Number	Name	NAT	250m	Time 250-500	Average Speed km/h
GOLD	1	115 HINZE Emma	GER	18.959 (2)	<b>32.820</b> 13.861 (1)	54.845
SILVER	2	63 CLONAN Kristina	AUS	18.795 (1)	<b>32.956</b> 14.161 (3)	54.618
BRONZE	3	113 FRIEDRICH Lea Sophie	GER	19.016 (4)	<b>33.134</b> 14.118 (2)	54.325
	4	105 CAPEWELL Sophie	GBR	19.090 (7)	<b>33.256</b> 14.166 (4)	54.126
	5	114 GRABOSCH Pauline Sophie	GER	19.066 (6)	<b>33.296</b> 14.230 (5)	54.061
	6	78 BAO Shanju	CHN	19.054 (5)	<b>33.378</b> 14.324 (6)	53.928
	7	79 GUO Yufang	CHN	18.990 (3)	<b>33.410</b> 14.420 (8)	53.876
	8	81 JIANG Yulu	CHN	19.121 (8)	<b>33.460</b> 14.339 (7)	53.796
	9	88 BAYONA PINEDA Martha	COL			
	10	100 KOUAME Taky Marie Divine	FRA			
	11	126 VECE Miriam	ITA			
	12	104 BELL Lauren	GBR			
	13	146 LAMBERINK Kyra	NED			
	14	158 PETCH Rebecca	NZL			
	15	144 BRASPENNINCX Shanne	NED			
	16	172 MARQUARDT Mandy	USA			
	17	141 SALAZAR VALLES Jessica	MEX			

HOST PARTNERS



MAIN PARTNERS



OFFICIAL PARTNERS



OFFICIAL SUPPLIERS



2-9 August 2023

Communiqué no. 126

Women Elite 500m Time Trial / 500m Contre la montre femmes élites

Final Classification / Classement final

Fri 4 Aug 2023

Rank	Race Number	Name	NAT	250m	Time 250-500	Average Speed km/h
18	89	JABORNIKOVA Veronika	CZE			
19	137	MOHD ASRI Nurul Izzah Izzati	MAS			
20	102	MICHAUX Julie	FRA			
21	131	SAKAI Aki	JPN			
22	61	VERA Natalia Andrea	ARG			
23	120	YEUNG Cho Yiu	HKG			
24	152	UKPESERAYE Ese	NGR			
25	93	MOHAMED Shahd	EGY			
26	150	GRIKPA Tombrapa Gladys	NGR			

HOST PARTNERS



MAIN PARTNERS



OFFICIAL PARTNERS



OFFICIAL SUPPLIERS



2-9 August 2023

**Women Elite 500m Time Trial / 500m Contre la montre femmes élites**  
**Final / Finale**  
**Race Analysis / Analyse de la course**

**Heat 1**

78 BAO Shanju - CHN					Lap	81 JIANG Yulu - CHN				
Distance	Time	Rank	Lap Time	Distance		Time	Rank	Lap Time		
125m	11.724	4		1	125m	11.796	8			
250m	19.054	5	19.054		250m	19.121	8	19.121		
375m	26.110	7			375m	26.207	8			
500m	33.378	6	14.324		500m	33.460	8	14.339		

**Heat 3**

79 GUO Yufang - CHN					Lap	114 GRABOSCH Pauline Sophie - GER				
Distance	Time	Rank	Lap Time	Distance		Time	Rank	Lap Time		
125m	11.689	2		1	125m	11.731	5			
250m	18.990	3	18.990		250m	19.066	6	19.066		
375m	26.024	4			375m	26.097	6			
500m	33.410	7	14.420		500m	33.296	5	14.230		

**Heat 4**

**Heat 5**

113 FRIEDRICH Lea Sophie - GER					Lap	105 CAPEWELL Sophie - GBR				
Distance	Time	Rank	Lap Time	Distance		Time	Rank	Lap Time		
125m	11.765	6		1	125m	11.795	7			
250m	19.016	4	19.016		250m	19.090	7	19.090		
375m	26.011	3			375m	26.092	5			
500m	33.134	3	14.118		500m	33.256	4	14.166		

**Heat 6**

**Heat 7**

63 CLONAN Kristina - AUS					Lap	115 HINZE Emma - GER				
Distance	Time	Rank	Lap Time	Distance		Time	Rank	Lap Time		
125m	11.509	1		1	125m	11.690	3			
250m	18.795	1	18.795		250m	18.959	2	18.959		
375m	25.801	1			375m	25.856	2			
500m	32.956	2	14.161		500m	32.820	1	13.861		

**Heat 8**

**HOST PARTNERS**



**MAIN PARTNERS**



**OFFICIAL PARTNERS**



**OFFICIAL SUPPLIERS**



2-9 August 2023

Communiqué no. 125

**Women Elite 500m Time Trial / 500m Contre la montre femmes élites**  
**Final / Finale**  
**Start List / Liste de départ**

Fri 4 Aug 2023 - Race distance: 500m

<b>World Record</b>	32.268 SALAZAR Jessica	MEX Aguascalientes (MEX)	7 OCT 2016
---------------------	------------------------	--------------------------	------------

Order	Race Number	Name	NAT	Time
1	78	BAO Shanju	CHN	_____
2	81	JIANG Yulu	CHN	_____
3	79	GUO Yufang	CHN	_____
4	114	GRABOSCH Pauline Sophie	GER	_____
5	113	FRIEDRICH Lea Sophie	GER	_____
6	105	CAPEWELL Sophie	GBR	_____
7	63	CLONAN Kristina	AUS	_____
8	115	HINZE Emma	GER	_____

**HOST PARTNERS**



**MAIN PARTNERS**



**OFFICIAL PARTNERS**



**OFFICIAL SUPPLIERS**



2-9 August 2023

Communiqué no. 124

Women Elite 500m Time Trial / 500m Contre la montre femmes élites

Results / Résultats

Fri 4 Aug 2023 - Race distance: 500m

<b>World Record</b>	32.268 SALAZAR Jessica	MEX Aguascalientes (MEX)	7 OCT 2016
---------------------	------------------------	--------------------------	------------

Rank	Race Number	Name	NAT	250m	Time 250-500	Average Speed km/h	
1	115	HINZE Emma	GER	19.036 (2)	<b>32.850</b>	54.795	Q
					13.814 (1)		
2	63	CLONAN Kristina	AUS	18.807 (1)	<b>33.004</b>	54.539	Q
					14.197 (4)		
3	105	CAPEWELL Sophie	GBR	19.102 (6)	<b>33.042</b>	54.476	Q
					13.940 (2)		
4	113	FRIEDRICH Lea Sophie	GER	19.320 (13)	<b>33.336</b>	53.996	Q
					14.016 (3)		
5	114	GRABOSCH Pauline Sophie	GER	19.088 (5)	<b>33.371</b>	53.939	Q
					14.283 (7)		
6	79	GUO Yufang	CHN	19.066 (4)	<b>33.375</b>	53.933	Q
					14.309 (9)		
7	81	JIANG Yulu	CHN	19.165 (8)	<b>33.384</b>	53.918	Q
					14.219 (5)		
8	78	BAO Shanju	CHN	19.149 (7)	<b>33.482</b>	53.760	Q
					14.333 (10)		
9	88	BAYONA PINEDA Martha	COL	19.255 (11)	<b>33.546</b>	53.658	
					14.291 (8)		
10	100	KOUAME Taky Marie Divine	FRA	19.411 (14)	<b>33.676</b>	53.451	
					14.265 (6)		
11	126	VECE Miriam	ITA	19.234 (10)	<b>33.680</b>	53.444	
					14.446 (12)		
12	104	BELL Lauren	GBR	19.531 (16)	<b>33.992</b>	52.954	
					14.461 (13)		
13	146	LAMBERINK Kyra	NED	19.217 (9)	<b>34.015</b>	52.918	
					14.798 (15)		
14	158	PETCH Rebecca	NZL	19.041 (3)	<b>34.062</b>	52.845	
					15.021 (19)		
15	144	BRASPENNINCX Shanne	NED	19.776 (19)	<b>34.143</b>	52.719	
					14.367 (11)		
16	172	MARQUARDT Mandy	USA	19.657 (18)	<b>34.456</b>	52.241	
					14.799 (16)		
17	141	SALAZAR VALLES Jessica	MEX	19.464 (15)	<b>34.469</b>	52.221	
					15.005 (18)		

HOST PARTNERS



MAIN PARTNERS



OFFICIAL PARTNERS



OFFICIAL SUPPLIERS



Women Elite 500m Time Trial / 500m Contre la montre femmes élites

Results / Résultats

Fri 4 Aug 2023 - Race distance: 500m

Rank	Race Number	Name	NAT	250m	Time 250-500	Average Speed km/h
18	89	JABORNIKOVA Veronika	CZE	19.581 (17)	<b>34.678</b> 15.097 (21)	51.906
19	137	MOHD ASRI Nurul Izzah Izzati	MAS	20.232 (23)	<b>34.879</b> 14.647 (14)	51.607
20	102	MICHAUX Julie	FRA	20.147 (21)	<b>34.962</b> 14.815 (17)	51.484
21	131	SAKAI Aki	JPN	19.278 (12)	<b>34.966</b> 15.688 (23)	51.479
22	61	VERA Natalia Andrea	ARG	20.160 (22)	<b>35.246</b> 15.086 (20)	51.070
23	120	YEUNG Cho Yiu	HKG	20.127 (20)	<b>35.570</b> 15.443 (22)	50.604
24	152	UKPESERAYE Ese	NGR	22.274 (24)	<b>38.604</b> 16.330 (25)	46.627
25	93	MOHAMED Shahd	EGY	22.409 (25)	<b>38.697</b> 16.288 (24)	46.515
26	150	GRIKPA Tombrapa Gladys	NGR	23.135 (26)	<b>39.958</b> 16.823 (26)	45.047

**Progression rule:**

Top 8 riders qualify for final.

**LEGEND**

**Q** Qualified

**HOST PARTNERS**



**MAIN PARTNERS**



**OFFICIAL PARTNERS**



**OFFICIAL SUPPLIERS**



2-9 August 2023

## Women Elite 500m Time Trial / 500m Contre la montre femmes élites

### Race Analysis / Analyse de la course

#### Heat 1

78 BAO Shanju - CHN				Lap	144 BRASPENNINCX Shanne - NED			
Distance	Time	Rank	Lap Time		Distance	Time	Rank	Lap Time
125m	11.840	9		1	125m	12.321	19	
250m	19.149	7	19.149		250m	19.776	19	19.776
375m	26.198	7			375m	26.884	16	
500m	33.482	8	14.333		500m	34.143	15	14.367

#### Heat 2

105 CAPEWELL Sophie - GBR				Lap	150 GRIKPA Tombrapa Gladys - NGR			
Distance	Time	Rank	Lap Time		Distance	Time	Rank	Lap Time
125m	11.836	8		1	125m	14.597	26	
250m	19.102	6	19.102		250m	23.135	26	23.135
375m	26.042	3			375m	31.446	26	
500m	33.042	3	13.940		500m	39.958	26	16.823

#### Heat 3

141 SALAZAR VALLES Jessica - MEX				Lap	61 VERA Natalia Andrea - ARG			
Distance	Time	Rank	Lap Time		Distance	Time	Rank	Lap Time
125m	11.912	12		1	125m	12.478	21	
250m	19.464	15	19.464		250m	20.160	22	20.160
375m	26.848	15			375m	27.608	22	
500m	34.469	17	15.005		500m	35.246	22	15.086

#### Heat 4

102 MICHAUX Julie - FRA				Lap	120 YEUNG Cho Yiu - HKG			
Distance	Time	Rank	Lap Time		Distance	Time	Rank	Lap Time
125m	12.488	22		1	125m	12.374	20	
250m	20.147	21	20.147		250m	20.127	20	20.127
375m	27.493	20			375m	27.723	23	
500m	34.962	20	14.815		500m	35.570	23	15.443

#### Heat 5

93 MOHAMED Shahd - EGY				Lap	158 PETCH Rebecca - NZL			
Distance	Time	Rank	Lap Time		Distance	Time	Rank	Lap Time
125m	13.927	25		1	125m	11.675	3	
250m	22.409	25	22.409		250m	19.041	3	19.041
375m	30.440	25			375m	26.334	10	
500m	38.697	25	16.288		500m	34.062	14	15.021

#### Heat 6

89 JABORNIKOVA Veronika - CZE				Lap	131 SAKAI Aki - JPN			
Distance	Time	Rank	Lap Time		Distance	Time	Rank	Lap Time
125m	12.001	14		1	125m	11.631	2	
250m	19.581	17	19.581		250m	19.278	12	19.278
375m	27.000	19			375m	26.970	18	
500m	34.678	18	15.097		500m	34.966	21	15.688

#### Heat 7

81 JIANG Yulu - CHN				Lap	113 FRIEDRICH Lea Sophie - GER			
Distance	Time	Rank	Lap Time		Distance	Time	Rank	Lap Time
125m	11.867	10		1	125m	12.029	15	
250m	19.165	8	19.165		250m	19.320	13	19.320
375m	26.177	6			375m	26.304	9	
500m	33.384	7	14.219		500m	33.336	4	14.016

#### HOST PARTNERS



#### MAIN PARTNERS



#### OFFICIAL PARTNERS



#### OFFICIAL SUPPLIERS



2-9 August 2023

**Women Elite 500m Time Trial / 500m Contre la montre femmes élités**

**Race Analysis / Analyse de la course**

**Heat 8**

172 MARQUARDT Mandy - USA				Lap	152 UKPESERAYE Ese - NGR			
Distance	Time	Rank	Lap Time		Distance	Time	Rank	Lap Time
125m	12.212	18		1	125m	13.925	24	
250m	19.657	18	19.657		250m	22.274	24	22.274
375m	26.941	17			375m	30.313	24	
500m	34.456	16	14.799		500m	38.604	24	16.330

**Heat 9**

79 GUO Yufang - CHN				Lap	137 MOHD ASRI Nurul Izzah Izzati - MAS			
Distance	Time	Rank	Lap Time		Distance	Time	Rank	Lap Time
125m	11.773	6		1	125m	12.659	23	
250m	19.066	4	19.066		250m	20.232	23	20.232
375m	26.074	4			375m	27.495	21	
500m	33.375	6	14.309		500m	34.879	19	14.647

**Heat 10**

146 LAMBERINK Kyra - NED				Lap	126 VECE Miriam - ITA			
Distance	Time	Rank	Lap Time		Distance	Time	Rank	Lap Time
125m	11.779	7		1	125m	11.895	11	
250m	19.217	9	19.217		250m	19.234	10	19.234
375m	26.477	13			375m	26.351	11	
500m	34.015	13	14.798		500m	33.680	11	14.446

**Heat 11**

104 BELL Lauren - GBR				Lap	114 GRABOSCH Pauline Sophie - GER			
Distance	Time	Rank	Lap Time		Distance	Time	Rank	Lap Time
125m	12.085	16		1	125m	11.741	4	
250m	19.531	16	19.531		250m	19.088	5	19.088
375m	26.684	14			375m	26.139	5	
500m	33.992	12	14.461		500m	33.371	5	14.283

**Heat 12**

63 CLONAN Kristina - AUS				Lap	88 BAYONA PINEDA Martha - COL			
Distance	Time	Rank	Lap Time		Distance	Time	Rank	Lap Time
125m	11.529	1		1	125m	11.990	13	
250m	18.807	1	18.807		250m	19.255	11	19.255
375m	25.839	1			375m	26.285	8	
500m	33.004	2	14.197		500m	33.546	9	14.291

**Heat 13**

100 KOUAME Taky Marie Divine - FRA				Lap	115 HINZE Emma - GER			
Distance	Time	Rank	Lap Time		Distance	Time	Rank	Lap Time
125m	12.111	17		1	125m	11.755	5	
250m	19.411	14	19.411		250m	19.036	2	19.036
375m	26.453	12			375m	25.914	2	
500m	33.676	10	14.265		500m	32.850	1	13.814

**HOST PARTNERS**



**MAIN PARTNERS**



**OFFICIAL PARTNERS**



**OFFICIAL SUPPLIERS**





2-9 August 2023

Communiqué no. 123

Women Elite 500m Time Trial / 500m Contre la montre femmes élites

Start List / Liste de départ

Fri 4 Aug 2023 - Race distance: 500m

<b>World Record</b>	32.268 SALAZAR Jessica	MEX Aguascalientes (MEX)	7 OCT 2016
---------------------	------------------------	--------------------------	------------

Heat	Race Number	Name	NAT	Time
1	78	BAO Shanju	CHN	_____
	144	BRASPENNINCX Shanne	NED	_____
2	105	CAPEWELL Sophie	GBR	_____
	150	GRIKPA Tombrapa Gladys	NGR	_____
3	141	SALAZAR VALLES Jessica	MEX	_____
	61	VERA Natalia Andrea	ARG	_____
4	102	MICHAUX Julie	FRA	_____
	120	YEUNG Cho Yiu	HKG	_____
5	93	MOHAMED Shahd	EGY	_____
	158	PETCH Rebecca	NZL	_____
6	89	JABORNIKOVA Veronika	CZE	_____
	131	SAKAI Aki	JPN	_____
7	81	JIANG Yulu	CHN	_____
	113	FRIEDRICH Lea Sophie	GER	_____
8	172	MARQUARDT Mandy	USA	_____
	152	UKPESERAYE Ese	NGR	_____
9	79	GUO Yufang	CHN	_____
	137	MOHD ASRI Nurul Izzah Izzati	MAS	_____
10	146	LAMBERINK Kyra	NED	_____
	126	VECE Miriam	ITA	_____
11	104	BELL Lauren	GBR	_____
	114	GRABOSCH Pauline Sophie	GER	_____
12	63	CLONAN Kristina	AUS	_____
	88	BAYONA PINEDA Martha	COL	_____
13	100	KOUAME Taky Marie Divine	FRA	_____
	115	HINZE Emma	GER	_____

**Progression rule:**

Top 8 riders qualify for final.

**HOST PARTNERS**



**MAIN PARTNERS**



**OFFICIAL PARTNERS**



**OFFICIAL SUPPLIERS**



Women Elite Team Pursuit / Poursuite par équipe femmes élites

Final Classification / Classement final

Sat 5 Aug 2023

<b>World Record</b>	4:04.242	GER - Germany	Tokyo (JPN)	3 AUG 2021
---------------------	----------	---------------	-------------	------------

Rank	NAT / Name	1000m	2000m 1000-2000	3000m 2000-3000	Time 3000-4000	Average Speed km/h
<b>For Gold</b>						
GOLD	<b>1 GBR - Great Britain</b>	1:07.398	2:07.323	3:07.423	<b>4:08.771</b>	57.885
	14 ARCHIBALD Katie (X)		59.925	1:00.100	1:01.348	
	45 BARKER Elinor					
	107 KNIGHT Josie					
	109 MORRIS Anna					
	103 BARKER Megan (R)					
SILVER	<b>2 NZL - New Zealand</b>	1:07.272	2:07.502	3:09.509	<b>4:13.313</b>	56.847
	30 DRUMMOND Michaela (X)		1:00.230	1:02.007	1:03.804	
	31 WOLLASTON Ally					
	54 SHEARMAN Emily					
	154 BOTHA Bryony					
<b>For Bronze</b>						
BRONZE	<b>3 FRA - France</b>	1:08.768	2:09.461	3:10.957	<b>4:13.059</b>	56.904
	12 BORRAS Marion		1:00.693	1:01.496	1:02.102	
	13 FORTIN Valentine					
	98 COPPONI Clara (X)					
	101 le NET Marie					
	44 BERTEAU Victoire (R)					
	<b>4 ITA - Italy</b>	1:07.871	2:08.781	3:10.727	<b>4:13.334</b>	56.842
	22 PATERNOSTER Letizia		1:00.910	1:01.946	1:02.607	
	51 FIDANZA Martina (X)					
	124 CONSONNI Chiara					
	125 GUAZZINI Vittoria					
	21 BALSAMO Elisa (R)					
<b>Placed after First Round</b>						
	<b>5 AUS - Australia</b>					
	1 MORAN Chloe					
	62 BAKER Georgia					
	64 MANLY Alexandra					
	65 PLOUFFE Maeve					
	40 EDWARDS Sophie (R)					
	<b>6 USA - United States</b>					
	38 VALENTE Jennifer					
	39 WILLIAMS Lily					
	168 CUMMINS Olivia					
	169 DYGERT Chloe					
	<b>7 GER - Germany</b>					
	47 REISSNER Lena Charlotte					
	111 BRAUSSE Franziska					
	116 KLEIN Lisa					
	117 KROGER Mieke					
	118 SUSSEMILCH Laura (R)					

HOST PARTNERS



MAIN PARTNERS



OFFICIAL PARTNERS



OFFICIAL SUPPLIERS



Women Elite Team Pursuit / Poursuite par équipe femmes élites

Final Classification / Classement final

Sat 5 Aug 2023

Rank	NAT / Name	1000m	2000m 1000-2000	3000m 2000-3000	Time 3000-4000	Average Speed km/h
8	<b>CAN - Canada</b>					
	5 COLES-LYSTER Maggie					
	6 van DAM Sarah					
	73 BONHOMME Ariane					
	77 WEST Ruby					
	72 ATTWELL Erin J					(R)
<i>Did not qualify for Round 1</i>						
9	<b>IRL - Ireland</b>					
	19 GILLESPIE Lara					
	20 KAY Emily					
	121 MURPHY Kelly					
	122 SHARPE Alice					
10	<b>POL - Poland</b>					
	33 WANKIEWICZ Olga					
	159 KARASIEWICZ Karolina					
	161 KUMIEGA Karolina					
	164 PIKULIK Wiktoria					
11	<b>JPN - Japan</b>					
	23 KAJIHARA Yumi					
	24 KAKITA Maho					
	52 UCHINO Tsuyaka					
	129 IKEDA Mizuki					
12	<b>CHN - China</b>					
	83 WANG Susu					
	84 WANG Xiaoyue					
	85 WEI Suwan					
	87 ZHANG Hongjie					
13	<b>ESP - Spain</b>					
	42 CALVO BARBERO Tania					
	43 RODRIGUEZ CORDERO Laura					
	95 ESCALERA Isabella Maria					
	96 FERRERES NAVARRO Isabel					
14	<b>MEX - Mexico</b>					
	26 VELASCO FUENTES Victoria					
	53 ACEVEDO MENDOZA Yareli					
	140 GAXIOLA GONZALEZ Maria Antonieta					
	142 SALAZAR VAZQUEZ Lizbeth Yarely					
15	<b>NGR - Nigeria</b>					
	149 AYUBA Grace					
	150 GRIKPA Tombrapa Gladys					
	151 SAMUEL Mary					
	152 UKPESERAYE Ese					

LEGEND

R Replaced X Rider pulled out before the finish

HOST PARTNERS



MAIN PARTNERS



OFFICIAL PARTNERS



OFFICIAL SUPPLIERS



2-9 August 2023

**Women Elite Team Pursuit / Poursuite par équipe femmes élites**  
**Finals / Finales**  
**Race Analysis / Analyse de la course**

For Gold

GBR - Great Britain				Lap	NZL - New Zealand			
Distance	Time	Rank	Lap Time		Distance	Time	Rank	Lap Time
125m	14.031	1			125m	14.084	2	
250m	22.298	1	22.298	1	250m	22.312	2	22.312
375m	29.964	2			375m	29.958	1	
500m	37.437	2	15.139	2	500m	37.414	1	15.102
625m	44.973	2			625m	44.921	1	
750m	52.423	2	14.986	3	750m	52.328	1	14.914
875m	59.845	2			875m	59.724	1	
1000m	1:07.398	2	14.975	4	1000m	1:07.272	1	14.944
1125m	1:14.856	2			1125m	1:14.725	1	
1250m	1:22.309	2	14.911	5	1250m	1:22.239	1	14.967
1375m	1:29.791	2			1375m	1:29.754	1	
1500m	1:37.380	2	15.071	6	1500m	1:37.252	1	15.013
1625m	1:44.880	1			1625m	1:44.890	2	
1750m	1:52.357	1	14.977	7	1750m	1:52.411	2	15.159
1875m	1:59.773	1			1875m	1:59.955	2	
2000m	2:07.323	1	14.966	8	2000m	2:07.502	2	15.091
2125m	2:14.733	1			2125m	2:15.211	2	
2250m	2:22.315	1	14.992	9	2250m	2:22.784	2	15.282
2375m	2:29.767	1			2375m	2:30.490	2	
2500m	2:37.175	1	14.860	10	2500m	2:38.374	2	15.590
2625m	2:44.579	1			2625m	2:46.026	2	
2750m	2:52.163	1	14.988	11	2750m	2:53.846	2	15.472
2875m	2:59.710	1			2875m	3:01.779	2	
3000m	3:07.423	1	15.260	12	3000m	3:09.509	2	15.663
3125m	3:15.040	1			3125m	3:17.244	2	
3250m	3:22.658	1	15.235	13	3250m	3:25.199	2	15.690
3375m	3:30.293	1			3375m	3:33.030	2	
3500m	3:37.929	1	15.271	14	3500m	3:40.986	2	15.787
3625m	3:45.569	1			3625m	3:49.140	2	
3750m	3:53.195	1	15.266	15	3750m	3:57.085	2	16.099
3875m	4:00.938	1			3875m	4:05.118	2	
4000m	4:08.771	1	15.576	16	4000m	4:13.313	2	16.228

**HOST PARTNERS**



**MAIN PARTNERS**



**OFFICIAL PARTNERS**



**OFFICIAL SUPPLIERS**



2-9 August 2023

**Women Elite Team Pursuit / Poursuite par équipe femmes élites**  
**Finals / Finales**  
**Race Analysis / Analyse de la course**

**For Bronze**

ITA - Italy				Lap	FRA - France			
Distance	Time	Rank	Lap Time		Distance	Time	Rank	Lap Time
125m	13.896	3			125m	14.034	4	
250m	22.017	3	22.017	1	250m	22.681	4	22.681
375m	29.747	3			375m	30.739	4	
500m	37.328	3	15.311	2	500m	38.504	4	15.823
625m	45.014	3			625m	46.119	4	
750m	52.612	3	15.284	3	750m	53.850	4	15.346
875m	1:00.282	3			875m	1:01.291	4	
1000m	1:07.871	3	15.259	4	1000m	1:08.768	4	14.918
1125m	1:15.678	3			1125m	1:16.278	4	
1250m	1:23.247	3	15.376	5	1250m	1:23.832	4	15.064
1375m	1:30.747	3			1375m	1:31.557	4	
1500m	1:38.167	3	14.920	6	1500m	1:39.054	4	15.222
1625m	1:45.751	3			1625m	1:46.549	4	
1750m	1:53.345	3	15.178	7	1750m	1:54.075	4	15.021
1875m	2:01.042	3			1875m	2:01.658	4	
2000m	2:08.781	3	15.436	8	2000m	2:09.461	4	15.386
2125m	2:16.719	3			2125m	2:17.130	4	
2250m	2:24.503	3	15.722	9	2250m	2:24.772	4	15.311
2375m	2:32.200	3			2375m	2:32.393	4	
2500m	2:39.906	3	15.403	10	2500m	2:40.022	4	15.250
2625m	2:47.749	4			2625m	2:47.657	3	
2750m	2:55.458	4	15.552	11	2750m	2:55.376	3	15.354
2875m	3:03.085	3			2875m	3:03.259	4	
3000m	3:10.727	3	15.269	12	3000m	3:10.957	4	15.581
3125m	3:18.544	3			3125m	3:18.577	4	
3250m	3:26.197	3	15.470	13	3250m	3:26.293	4	15.336
3375m	3:33.919	4			3375m	3:33.849	3	
3500m	3:41.635	4	15.438	14	3500m	3:41.564	3	15.271
3625m	3:49.528	4			3625m	3:49.194	3	
3750m	3:57.397	4	15.762	15	3750m	3:57.143	3	15.579
3875m	4:05.508	4			3875m	4:05.215	3	
4000m	4:13.334	4	15.937	16	4000m	4:13.059	3	15.916

**HOST PARTNERS**



**MAIN PARTNERS**



**OFFICIAL PARTNERS**



**OFFICIAL SUPPLIERS**



2-9 August 2023

Communiqué no. 131 Rectificatif 1

**Women Elite Team Pursuit / Poursuite par équipe femmes élites**  
**Finals / Finales**  
**Start List / Liste de départ**

Sat 5 Aug 2023 - Race distance: 4km

<b>World Record</b>	4:04.242	GER - Germany	Tokyo (JPN)	3 AUG 2021
---------------------	----------	---------------	-------------	------------

Heat	Race Number	NAT / Name	Time	
<b>FOR BRONZE</b>		<b>ITA - Italy</b>	_____	
	22	PATERNOSTER Letizia		
	51	FIDANZA Martina		
	124	CONSONNI Chiara		
	125	GUAZZINI Vittoria		
		<b>FRA - France</b>	_____	
	12	BORRAS Marion		
	13	FORTIN Valentine		
	98	COPPONI Clara		
	101	le NET Marie		
	<b>FOR GOLD</b>		<b>GBR - Great Britain</b>	_____
		14	ARCHIBALD Katie	
45		BARKER Elinor		
107		KNIGHT Josie		
109		MORRIS Anna		
		<b>NZL - New Zealand</b>	_____	
30		DRUMMOND Michaela		
31		WOLLASTON Ally		
54		SHEARMAN Emily		
154		BOTHA Bryony		

**Note:**

The composition of the teams may be subject to change up to 30 minutes before the start of the race.

**HOST PARTNERS**



**MAIN PARTNERS**



**OFFICIAL PARTNERS**



**OFFICIAL SUPPLIERS**



**Women Elite Team Pursuit / Poursuite par équipe femmes élites**  
**Round 1 / Premier tour**  
**Results / Résultats**

Sat 5 Aug 2023 - Race distance: 4km

<b>World Record</b>	4:04.242	GER - Germany	Tokyo (JPN)	3 AUG 2021
---------------------	----------	---------------	-------------	------------

Heat	Rank	NAT / Name	1000m	2000m 1000-2000	3000m 2000-3000	Time 3000-4000	Average Speed km/h		
1	1	<b>AUS - Australia</b>	1:08.356	2:09.315	3:10.456	<b>4:12.595</b>	57.008		
		1 MORAN Chloe		1:00.959	1:01.141	1:02.139			
			62 BAKER Georgia						
			64 MANLY Alexandra						
			65 PLOUFFE Maeve					(X)	
	2	2	<b>GER - Germany</b>	1:07.878	2:09.580	3:11.559	<b>4:18.527</b>	55.700	
			47 REISSNER Lena Charlotte		1:01.702	1:01.979	1:06.968		
			111 BRAUSSE Franziska						
			116 KLEIN Lisa						
			117 KROGER Mieke						(X)
2	1	<b>ITA - Italy</b>	1:07.920	2:08.988	3:10.339	<b>4:11.342</b>	57.292	QB	
		21 BALSAMO Elisa		1:01.068	1:01.351	1:01.003			
		22 PATERNOSTER Letizia							
		51 FIDANZA Martina						(X)	
	125 GUAZZINI Vittoria								
	2	2	<b>CAN - Canada</b>	1:09.285	2:10.994	3:15.178	<b>4:26.507</b>	54.032	
			5 COLES-LYSTER Maggie		1:01.709	1:04.184	1:11.329		
			6 van DAM Sarah						(X)
			73 BONHOMME Ariane						
			77 WEST Ruby						
3	1	<b>NZL - New Zealand</b>	1:07.119	2:07.232	3:07.918	<b>4:10.252</b>	57.542	QG	
		30 DRUMMOND Michaela		1:00.113	1:00.686	1:02.334		(X)	
		31 WOLLASTON Ally							
		54 SHEARMAN Emily							
	154 BOTHA Bryony								
	2	2	<b>USA - United States</b>	1:09.543	2:10.252	3:11.852	<b>4:12.684</b>	56.988	
			38 VALENTE Jennifer		1:00.709	1:01.600	1:00.832		
			39 WILLIAMS Lily						
			168 CUMMINS Olivia						(X)
			169 DYGERT Chloe						

**HOST PARTNERS**



**MAIN PARTNERS**



**OFFICIAL PARTNERS**



**OFFICIAL SUPPLIERS**



**Women Elite Team Pursuit / Poursuite par équipe femmes élites**  
**Round 1 / Premier tour**  
**Results / Résultats**

Sat 5 Aug 2023 - Race distance: 4km

Heat	Rank	NAT / Name	1000m	2000m 1000-2000	3000m 2000-3000	Time 3000-4000	Average Speed km/h	
4	1	<b>GBR - Great Britain</b>	1:07.631	2:07.189	3:08.183	<b>4:09.671</b>	57.676	QG
		45 BARKER Elinor		59.558	1:00.994	1:01.488		
		103 BARKER Megan	(X)					
		107 KNIGHT Josie						
		109 MORRIS Anna						
	2	<b>FRA - France</b>	1:07.941	2:08.858	3:09.859	<b>4:12.525</b>	57.024	QB
		12 BORRAS Marion		1:00.917	1:01.001	1:02.666		
		13 FORTIN Valentine	(X)					
98 COPPONI Clara								
	101 le NET Marie							

**Progression rule:**

The winners of heats 3 and 4 in the First round ride the final for the gold and silver medals.  
 The remaining six teams will be ranked by their times in the First round and will be paired as follows:  
 The two fastest teams ride the final for the bronze medal.

**LEGEND**

**QB** Qualified for Bronze    **QG** Qualified for Gold    **X** Rider pulled out before the finish

**HOST PARTNERS**



**MAIN PARTNERS**



**OFFICIAL PARTNERS**



**OFFICIAL SUPPLIERS**





2-9 August 2023

**Women Elite Team Pursuit / Poursuite par équipe femmes élites**  
**Round 1 / Premier tour**  
**Race Analysis / Analyse de la course**

**Heat 1**

GER - Germany				Lap	AUS - Australia			
Distance	Time	Rank	Lap Time		Distance	Time	Rank	Lap Time
125m	14.087	1			125m	14.440	2	
250m	22.410	1	22.410	1	250m	22.717	2	22.717
375m	30.092	1			375m	30.447	2	
500m	37.608	1	15.198	2	500m	37.947	2	15.230
625m	45.112	1			625m	45.521	2	
750m	52.669	1	15.061	3	750m	53.017	2	15.070
875m	1:00.327	1			875m	1:00.617	2	
1000m	1:07.878	1	15.209	4	1000m	1:08.356	2	15.339
1125m	1:15.506	1			1125m	1:16.162	2	
1250m	1:23.211	1	15.333	5	1250m	1:23.713	2	15.357
1375m	1:30.957	1			1375m	1:31.271	2	
1500m	1:38.766	1	15.555	6	1500m	1:38.816	2	15.103
1625m	1:46.441	2			1625m	1:46.399	1	
1750m	1:54.093	1	15.327	7	1750m	1:54.104	2	15.288
1875m	2:01.757	2			1875m	2:01.713	1	
2000m	2:09.580	2	15.487	8	2000m	2:09.315	1	15.211
2125m	2:17.276	2			2125m	2:16.907	1	
2250m	2:24.960	2	15.380	9	2250m	2:24.651	1	15.336
2375m	2:32.701	2			2375m	2:32.254	1	
2500m	2:40.407	2	15.447	10	2500m	2:39.946	1	15.295
2625m	2:48.171	2			2625m	2:47.489	1	
2750m	2:55.904	2	15.497	11	2750m	2:55.051	1	15.105
2875m	3:03.613	2			2875m	3:02.806	1	
3000m	3:11.559	2	15.655	12	3000m	3:10.456	1	15.405
3125m	3:19.519	2			3125m	3:18.126	1	
3250m	3:27.723	2	16.164	13	3250m	3:25.889	1	15.433
3375m	3:36.087	2			3375m	3:33.685	1	
3500m	3:44.590	2	16.867	14	3500m	3:41.639	1	15.750
3625m	3:53.091	2			3625m	3:49.370	1	
3750m	4:01.530	2	16.940	15	3750m	3:57.077	1	15.438
3875m	4:09.971	2			3875m	4:04.819	1	
4000m	4:18.527	2	16.997	16	4000m	4:12.595	1	15.518

**HOST PARTNERS**



**MAIN PARTNERS**



**OFFICIAL PARTNERS**



**OFFICIAL SUPPLIERS**



2-9 August 2023

**Women Elite Team Pursuit / Poursuite par équipe femmes élites**  
**Round 1 / Premier tour**  
**Race Analysis / Analyse de la course**

**Heat 2**

ITA - Italy					CAN - Canada				
Distance	Time	Rank	Lap Time	Lap	Distance	Time	Rank	Lap Time	
125m	13.883	1			125m	14.508	2		
250m	22.095	1	22.095	1	250m	22.888	2	22.888	
375m	29.868	1			375m	30.808	2		
500m	37.477	1	15.382	2	500m	38.531	2	15.643	
625m	45.111	1			625m	46.321	2		
750m	52.672	1	15.195	3	750m	53.914	2	15.383	
875m	1:00.270	1			875m	1:01.518	2		
1000m	1:07.920	1	15.248	4	1000m	1:09.285	2	15.371	
1125m	1:15.709	1			1125m	1:16.934	2		
1250m	1:23.351	1	15.431	5	1250m	1:24.639	2	15.354	
1375m	1:30.982	1			1375m	1:32.405	2		
1500m	1:38.592	1	15.241	6	1500m	1:40.309	2	15.670	
1625m	1:46.244	1			1625m	1:47.988	2		
1750m	1:53.798	1	15.206	7	1750m	1:55.625	2	15.316	
1875m	2:01.370	1			1875m	2:03.240	2		
2000m	2:08.988	1	15.190	8	2000m	2:10.994	2	15.369	
2125m	2:16.745	1			2125m	2:18.757	2		
2250m	2:24.356	1	15.368	9	2250m	2:26.711	2	15.717	
2375m	2:31.976	1			2375m	2:34.572	2		
2500m	2:39.592	1	15.236	10	2500m	2:42.615	2	15.904	
2625m	2:47.418	1			2625m	2:50.630	2		
2750m	2:55.160	1	15.568	11	2750m	2:58.731	2	16.116	
2875m	3:02.827	1			2875m	3:06.944	2		
3000m	3:10.339	1	15.179	12	3000m	3:15.178	2	16.447	
3125m	3:17.960	1			3125m	3:23.690	2		
3250m	3:25.476	1	15.137	13	3250m	3:32.314	2	17.136	
3375m	3:33.048	1			3375m	3:41.262	2		
3500m	3:40.915	1	15.439	14	3500m	3:50.421	2	18.107	
3625m	3:48.508	1			3625m	3:59.488	2		
3750m	3:55.999	1	15.084	15	3750m	4:08.438	2	18.017	
3875m	4:03.583	1			3875m	4:17.429	2		
4000m	4:11.342	1	15.343	16	4000m	4:26.507	2	18.069	

**HOST PARTNERS**



**MAIN PARTNERS**



**OFFICIAL PARTNERS**



**OFFICIAL SUPPLIERS**



2-9 August 2023

**Women Elite Team Pursuit / Poursuite par équipe femmes élites**  
**Round 1 / Premier tour**  
**Race Analysis / Analyse de la course**

**Heat 3**

NZL - New Zealand					USA - United States				
Distance	Time	Rank	Lap Time	Lap	Distance	Time	Rank	Lap Time	
125m	14.210	1			125m	14.506	2		
250m	22.413	1	22.413	1	250m	22.898	2	22.898	
375m	30.023	1			375m	30.742	2		
500m	37.434	1	15.021	2	500m	38.543	2	15.645	
625m	44.908	1			625m	46.191	2		
750m	52.246	1	14.812	3	750m	53.859	2	15.316	
875m	59.700	1			875m	1:01.823	2		
1000m	1:07.119	1	14.873	4	1000m	1:09.543	2	15.684	
1125m	1:14.576	1			1125m	1:17.197	2		
1250m	1:22.078	1	14.959	5	1250m	1:24.926	2	15.383	
1375m	1:29.615	1			1375m	1:32.508	2		
1500m	1:37.309	1	15.231	6	1500m	1:40.056	2	15.130	
1625m	1:44.803	1			1625m	1:47.585	2		
1750m	1:52.259	1	14.950	7	1750m	1:55.141	2	15.085	
1875m	1:59.724	1			1875m	2:02.677	2		
2000m	2:07.232	1	14.973	8	2000m	2:10.252	2	15.111	
2125m	2:14.738	1			2125m	2:18.228	2		
2250m	2:22.411	1	15.179	9	2250m	2:25.939	2	15.687	
2375m	2:29.882	1			2375m	2:33.707	2		
2500m	2:37.364	1	14.953	10	2500m	2:41.508	2	15.569	
2625m	2:44.924	1			2625m	2:49.074	2		
2750m	2:52.622	1	15.258	11	2750m	2:56.612	2	15.104	
2875m	3:00.310	1			2875m	3:04.203	2		
3000m	3:07.918	1	15.296	12	3000m	3:11.852	2	15.240	
3125m	3:15.654	1			3125m	3:19.718	2		
3250m	3:23.498	1	15.580	13	3250m	3:27.342	2	15.490	
3375m	3:31.440	1			3375m	3:34.856	2		
3500m	3:39.145	1	15.647	14	3500m	3:42.331	2	14.989	
3625m	3:46.822	1			3625m	3:49.814	2		
3750m	3:54.543	1	15.398	15	3750m	3:57.348	2	15.017	
3875m	4:02.441	1			3875m	4:04.974	2		
4000m	4:10.252	1	15.709	16	4000m	4:12.684	2	15.336	

**HOST PARTNERS**



**MAIN PARTNERS**



**OFFICIAL PARTNERS**



**OFFICIAL SUPPLIERS**



2-9 August 2023

**Women Elite Team Pursuit / Poursuite par équipe femmes élites**  
**Round 1 / Premier tour**  
**Race Analysis / Analyse de la course**

**Heat 4**

GBR - Great Britain				Lap	FRA - France			
Distance	Time	Rank	Lap Time		Distance	Time	Rank	Lap Time
125m	14.056	1			125m	14.201	2	
250m	22.310	1	22.310	1	250m	22.510	2	22.510
375m	29.941	1			375m	30.250	2	
500m	37.472	1	15.162	2	500m	37.753	2	15.243
625m	45.058	1			625m	45.240	2	
750m	52.560	1	15.088	3	750m	52.862	2	15.109
875m	1:00.079	1			875m	1:00.379	2	
1000m	1:07.631	1	15.071	4	1000m	1:07.941	2	15.079
1125m	1:15.036	1			1125m	1:15.522	2	
1250m	1:22.375	1	14.744	5	1250m	1:23.240	2	15.299
1375m	1:29.759	1			1375m	1:30.764	2	
1500m	1:37.286	1	14.911	6	1500m	1:38.262	2	15.022
1625m	1:44.744	1			1625m	1:45.785	2	
1750m	1:52.209	1	14.923	7	1750m	1:53.411	2	15.149
1875m	1:59.632	1			1875m	2:01.214	2	
2000m	2:07.189	1	14.980	8	2000m	2:08.858	2	15.447
2125m	2:14.645	1			2125m	2:16.451	2	
2250m	2:22.193	1	15.004	9	2250m	2:24.038	2	15.180
2375m	2:29.721	1			2375m	2:31.590	2	
2500m	2:37.373	1	15.180	10	2500m	2:39.195	2	15.157
2625m	2:45.188	1			2625m	2:46.858	2	
2750m	2:52.861	1	15.488	11	2750m	2:54.670	2	15.475
2875m	3:00.523	1			2875m	3:02.291	2	
3000m	3:08.183	1	15.322	12	3000m	3:09.859	2	15.189
3125m	3:16.052	1			3125m	3:17.402	2	
3250m	3:23.675	1	15.492	13	3250m	3:26.139	2	16.280
3375m	3:31.343	1			3375m	3:33.003	2	
3500m	3:38.962	1	15.287	14	3500m	3:40.950	2	14.811
3625m	3:46.636	1			3625m	3:49.036	2	
3750m	3:54.314	1	15.352	15	3750m	3:56.829	2	15.879
3875m	4:02.012	1			3875m	4:04.660	2	
4000m	4:09.671	1	15.357	16	4000m	4:12.525	2	15.696

**HOST PARTNERS**



**MAIN PARTNERS**



**OFFICIAL PARTNERS**



**OFFICIAL SUPPLIERS**



2-9 August 2023

Communiqué no. 129 Rectificatif 2

**Women Elite Team Pursuit / Poursuite par équipe femmes élites**  
**Round 1 / Premier tour**  
**Start List / Liste de départ**

Sat 5 Aug 2023 - Race distance: 4km

<b>World Record</b>	4:04.242	GER - Germany	Tokyo (JPN)	3 AUG 2021
---------------------	----------	---------------	-------------	------------

Heat	Race Number	NAT / Name	Time	
1		<b>GER - Germany</b>	_____	
	47	REISSNER Lena Charlotte		
	111	BRAUSSE Franziska		
	116	KLEIN Lisa		
	117	KROGER Mieke		
		<b>AUS - Australia</b>	_____	
	1	MORAN Chloe		
	62	BAKER Georgia		
	64	MANLY Alexandra		
	65	PLOUFFE Maeve		
	2		<b>ITA - Italy</b>	_____
		21	BALSAMO Elisa	
22		PATERNOSTER Letizia		
51		FIDANZA Martina		
125		GUAZZINI Vittoria		
		<b>CAN - Canada</b>	_____	
5		COLES-LYSTER Maggie		
6		van DAM Sarah		
73		BONHOMME Ariane		
77		WEST Ruby		
3			<b>NZL - New Zealand</b>	_____
		30	DRUMMOND Michaela	
	31	WOLLASTON Ally		
	54	SHEARMAN Emily		
	154	BOTHA Bryony		
		<b>USA - United States</b>	_____	
	38	VALENTE Jennifer		
	39	WILLIAMS Lily		
	168	CUMMINS Olivia		
	169	DYGERT Chloe		

**HOST PARTNERS**



**MAIN PARTNERS**



**OFFICIAL PARTNERS**



**OFFICIAL SUPPLIERS**



2-9 August 2023

Communiqué no. 129 Rectificatif 2

**Women Elite Team Pursuit / Poursuite par équipe femmes élites**  
**Round 1 / Premier tour**  
**Start List / Liste de départ**

Sat 5 Aug 2023 - Race distance: 4km

Heat	Race Number	NAT / Name	Time
4		<b>GBR - Great Britain</b>	
	45	BARKER Elinor	
	103	BARKER Megan	
	107	KNIGHT Josie	
	109	MORRIS Anna	
		<b>FRA - France</b>	
	12	BORRAS Marion	
	13	FORTIN Valentine	
	98	COPPONNI Clara	
	101	le NET Marie	

**Progression rule:**

The winners of heats 3 and 4 in the First round ride the final for the gold and silver medals.  
 The remaining six teams will be ranked by their times in the First round and will be paired as follows:  
 The two fastest teams ride the final for the bronze medal.

**Note:**

The composition of the teams may be subject to change up to 30 minutes before the start of the race.

**HOST PARTNERS**



**MAIN PARTNERS**



**OFFICIAL PARTNERS**



**OFFICIAL SUPPLIERS**



2-9 August 2023

Communiqué no. 128

**Women Elite Team Pursuit / Poursuite par équipe femmes élites**  
**Qualification / Qualifications**  
**Results / Résultats**

Fri 4 Aug 2023 - Race distance: 4km

<b>World Record</b>	4:04.242	GER - Germany	Tokyo (JPN)	3 AUG 2021
---------------------	----------	---------------	-------------	------------

Rank	NAT / Name	1000m	2000m 1000-2000	3000m 2000-3000	Time 3000-4000	Average Speed km/h	
<b>1</b>	<b>GBR - Great Britain</b>	1:07.390 (1)	2:07.511 (1)	3:08.439 (1)	<b>4:10.333</b>	57.523	Q
	14 ARCHIBALD Katie (X)		1:00.121 (1)	1:00.928 (1)	1:01.894 (2)		
	45 BARKER Elinor						
	107 KNIGHT Josie						
	109 MORRIS Anna						
<b>2</b>	<b>NZL - New Zealand</b>	1:08.219 (3)	2:08.557 (2)	3:10.033 (2)	<b>4:11.777</b>	57.193	Q
	30 DRUMMOND Michaela (X)		1:00.338 (2)	1:01.476 (3)	1:01.744 (1)		
	31 WOLLASTON Ally						
	54 SHEARMAN Emily						
	154 BOTHA Bryony						
<b>3</b>	<b>USA - United States</b>	1:09.031 (7)	2:10.501 (7)	3:12.244 (4)	<b>4:14.184</b>	56.652	Q
	38 VALENTE Jennifer		1:01.470 (5)	1:01.743 (5)	1:01.940 (4)		
	39 WILLIAMS Lily						
	168 CUMMINS Olivia (X)						
	169 DYGERT Chloe						
<b>4</b>	<b>FRA - France</b>	1:08.458 (4)	2:09.847 (3)	3:11.262 (3)	<b>4:14.463</b>	56.590	Q
	12 BORRAS Marion		1:01.389 (4)	1:01.415 (2)	1:03.201 (6)		
	13 FORTIN Valentine (X)						
	44 BERTEAU Victoire						
	101 le NET Marie						
<b>5</b>	<b>ITA - Italy</b>	1:09.068 (8)	2:10.975 (8)	3:12.550 (6)	<b>4:14.742</b>	56.528	Q
	21 BALSAMO Elisa		1:01.907 (7)	1:01.575 (4)	1:02.192 (5)		
	22 PATERNOSTER Letizia						
	51 FIDANZA Martina (X)						
	125 GUAZZINI Vittoria						
<b>6</b>	<b>GER - Germany</b>	1:08.031 (2)	2:10.349 (5)	3:13.125 (7)	<b>4:15.035</b>	56.463	Q
	111 BRAUSSE Franziska		1:02.318 (9)	1:02.776 (7)	1:01.910 (3)		
	116 KLEIN Lisa						
	117 KROGER Mieke (X)						
	118 SUSSEMILCH Laura						
<b>7</b>	<b>AUS - Australia</b>	1:08.525 (5)	2:09.858 (4)	3:12.423 (5)	<b>4:15.800</b>	56.294	Q
	1 MORAN Chloe		1:01.333 (3)	1:02.565 (6)	1:03.377 (7)		
	40 EDWARDS Sophie (X)						
	62 BAKER Georgia						
	65 PLOUFFE Maeve						
<b>8</b>	<b>CAN - Canada</b>	1:08.770 (6)	2:10.481 (6)	3:13.722 (8)	<b>4:19.208</b>	55.554	Q
	5 COLES-LYSTER Maggie		1:01.711 (6)	1:03.241 (8)	1:05.486 (10)		
	6 van DAM Sarah						
	72 ATTWELL Erin J (X)						
	73 BONHOMME Ariane						
<b>9</b>	<b>IRL - Ireland</b>	1:09.916 (10)	2:12.134 (9)	3:16.978 (9)	<b>4:21.653</b>	55.035	
	19 GILLESPIE Lara		1:02.218 (8)	1:04.844 (9)	1:04.675 (8)		
	20 KAY Emily (X)						
	121 MURPHY Kelly						
	122 SHARPE Alice						

**HOST PARTNERS**



**MAIN PARTNERS**



**OFFICIAL PARTNERS**



**OFFICIAL SUPPLIERS**



## Women Elite Team Pursuit / Poursuite par équipe femmes élites

### Qualification / Qualifications

### Results / Résultats

Fri 4 Aug 2023 - Race distance: 4km

Rank	NAT / Name	1000m	2000m 1000-2000	3000m 2000-3000	Time 3000-4000	Average Speed km/h
10	<b>POL - Poland</b>	1:10.077 (11)	2:13.200 (10)	3:18.790 (10)	<b>4:24.183</b>	54.508
	33 WANKIEWICZ Olga (X)		1:03.123 (10)	1:05.590 (12)	1:05.393 (9)	
	159 KARASIEWICZ Karolina					
	161 KUMIEGA Karolina					
11	<b>JPN - Japan</b>	1:09.171 (9)	2:13.241 (11)	3:19.300 (11)	<b>4:25.332</b>	54.272
	23 KAJIHARA Yumi (X)		1:04.070 (11)	1:06.059 (13)	1:06.032 (12)	
	24 KAKITA Maho					
	52 UCHINO Tsuyaka					
12	<b>CHN - China</b>	1:10.238 (12)	2:14.488 (12)	3:19.821 (12)	<b>4:25.547</b>	54.228
	83 WANG Susu (X)		1:04.250 (12)	1:05.333 (10)	1:05.726 (11)	
	84 WANG Xiaoyue					
	85 WEI Suwan					
13	<b>ESP - Spain</b>	1:10.997 (13)	2:16.943 (13)	3:22.415 (13)	<b>4:30.764</b>	53.183
	42 CALVO BARBERO Tania (X)		1:05.946 (13)	1:05.472 (11)	1:08.349 (14)	
	43 RODRIGUEZ CORDERO Laura					
	95 ESCALERA Isabella Maria					
14	<b>MEX - Mexico</b>	1:12.088 (14)	2:18.756 (14)	3:25.215 (14)	<b>4:31.770</b>	52.986
	26 VELASCO FUENTES Victoria		1:06.668 (14)	1:06.459 (14)	1:06.555 (13)	
	53 ACEVEDO MENDOZA Yareli					
	140 GAXIOLA GONZALEZ Maria Antonieta					
15	<b>NGR - Nigeria</b>	1:22.697 (15)	2:39.977 (15)	3:59.863 (15)	<b>5:16.294</b>	45.527
	149 AYUBA Grace (X)		1:17.280 (15)	1:19.886 (15)	1:16.431 (15)	
	150 GRIKPA Tombrapa Gladys					
	151 SAMUEL Mary					
	152 UKPESERAYE Ese					

**Progression rule:**

The eight fastest teams will qualify and be matched in the First Round as follows:

The 6th fastest team against the 7th fastest team.

The 5th fastest team against the 8th fastest team.

The 2nd fastest team against the 3rd fastest team.

The fastest team against the 4th fastest team.

**LEGEND**

**Q** Qualified **X** Rider pulled out before the finish

**HOST PARTNERS**

**MAIN PARTNERS**

**OFFICIAL PARTNERS**

**OFFICIAL SUPPLIERS**




2-9 August 2023

**Women Elite Team Pursuit / Poursuite par équipe femmes élites**  
**Qualification / Qualifications**  
**Race Analysis / Analyse de la course**

Heat 1					Heat 2				
Distance	NGR - Nigeria		Lap Time	Lap	Distance	ESP - Spain		Lap Time	
	Time	Rank				Time	Rank		
125m	15.944	15			125m	14.362	8		
250m	24.857	15	24.857	1	250m	23.124	13	23.124	
375m	34.004	15			375m	31.115	12		
500m	43.610	15	18.753	2	500m	39.113	13	15.989	
625m	53.479	15			625m	47.229	13		
750m	1:03.286	15	19.676	3	750m	55.166	13	16.053	
875m	1:13.361	15			875m	1:02.953	13		
1000m	1:22.697	15	19.411	4	1000m	1:10.997	13	15.831	
1125m	1:31.701	15			1125m	1:18.985	13		
1250m	1:40.518	15	17.821	5	1250m	1:27.046	13	16.049	
1375m	1:49.326	15			1375m	1:35.150	13		
1500m	1:58.601	15	18.083	6	1500m	1:43.457	13	16.411	
1625m	2:08.553	15			1625m	1:51.729	13		
1750m	2:19.086	15	20.485	7	1750m	2:00.046	13	16.589	
1875m	2:29.467	15			1875m	2:08.411	13		
2000m	2:39.977	15	20.891	8	2000m	2:16.943	13	16.897	
2125m	2:50.699	15			2125m	2:25.195	13		
2250m	3:01.245	15	21.268	9	2250m	2:33.305	13	16.362	
2375m	3:11.957	15			2375m	2:41.340	13		
2500m	3:21.902	15	20.657	10	2500m	2:49.379	13	16.074	
2625m	3:31.282	15			2625m	2:57.693	13		
2750m	3:40.891	15	18.989	11	2750m	3:05.872	13	16.493	
2875m	3:50.367	15			2875m	3:14.053	13		
3000m	3:59.863	15	18.972	12	3000m	3:22.415	13	16.543	
3125m	4:09.333	15			3125m	3:30.780	13		
3250m	4:18.755	15	18.892	13	3250m	3:39.277	13	16.862	
3375m	4:28.232	15			3375m	3:48.043	13		
3500m	4:37.611	15	18.856	14	3500m	3:56.573	13	17.296	
3625m	4:47.290	15			3625m	4:05.030	13		
3750m	4:57.196	15	19.585	15	3750m	4:13.631	13	17.058	
3875m	5:06.785	15			3875m	4:22.326	13		
4000m	5:16.294	15	19.098	16	4000m	4:30.764	13	17.133	

**HOST PARTNERS**



**MAIN PARTNERS**



**OFFICIAL PARTNERS**



**OFFICIAL SUPPLIERS**



2-9 August 2023

**Women Elite Team Pursuit / Poursuite par équipe femmes élites**  
**Qualification / Qualifications**  
**Race Analysis / Analyse de la course**

Heat 3					Heat 4				
Distance	MEX - Mexico		Lap Time	Lap	Distance	JPN - Japan		Lap Time	
	Time	Rank				Time	Rank		
125m	14.550	10			125m	13.998	1		
250m	23.096	12	23.096	1	250m	22.406	5	22.406	
375m	31.392	14			375m	30.300	6		
500m	39.648	14	16.552	2	500m	38.270	9	15.864	
625m	48.023	14			625m	45.986	8		
750m	56.134	14	16.486	3	750m	53.673	8	15.403	
875m	1:04.152	14			875m	1:01.469	9		
1000m	1:12.088	14	15.954	4	1000m	1:09.171	9	15.498	
1125m	1:20.232	14			1125m	1:16.944	9		
1250m	1:28.416	14	16.328	5	1250m	1:24.788	9	15.617	
1375m	1:36.734	14			1375m	1:32.967	10		
1500m	1:45.340	14	16.924	6	1500m	1:41.042	10	16.254	
1625m	1:53.759	14			1625m	1:49.103	10		
1750m	2:02.065	14	16.725	7	1750m	1:57.240	10	16.198	
1875m	2:10.478	14			1875m	2:05.185	10		
2000m	2:18.756	14	16.691	8	2000m	2:13.241	11	16.001	
2125m	2:27.065	14			2125m	2:21.264	10		
2250m	2:35.381	14	16.625	9	2250m	2:29.437	10	16.196	
2375m	2:43.791	14			2375m	2:37.551	10		
2500m	2:52.105	14	16.724	10	2500m	2:45.713	10	16.276	
2625m	3:00.245	14			2625m	2:54.100	10		
2750m	3:08.332	14	16.227	11	2750m	3:02.445	11	16.732	
2875m	3:16.713	14			2875m	3:10.841	11		
3000m	3:25.215	14	16.883	12	3000m	3:19.300	11	16.855	
3125m	3:33.937	14			3125m	3:27.470	11		
3250m	3:42.287	14	17.072	13	3250m	3:35.480	11	16.180	
3375m	3:50.421	14			3375m	3:43.697	11		
3500m	3:58.739	14	16.452	14	3500m	3:51.918	11	16.438	
3625m	4:07.078	14			3625m	4:00.265	11		
3750m	4:15.594	14	16.855	15	3750m	4:08.567	11	16.649	
3875m	4:23.734	14			3875m	4:17.127	11		
4000m	4:31.770	14	16.176	16	4000m	4:25.332	11	16.765	

**HOST PARTNERS**



**MAIN PARTNERS**



**OFFICIAL PARTNERS**



**OFFICIAL SUPPLIERS**



2-9 August 2023

**Women Elite Team Pursuit / Poursuite par équipe femmes élites**  
**Qualification / Qualifications**  
**Race Analysis / Analyse de la course**

Heat 5					Heat 6				
Distance	POL - Poland		Lap Time	Lap	Distance	NZL - New Zealand		Lap Time	
	Time	Rank				Time	Rank		
125m	14.626	14			125m	14.291	7		
250m	23.174	14	23.174	1	250m	22.551	7	22.551	
375m	31.247	13			375m	30.306	7		
500m	39.051	12	15.877	2	500m	37.892	4	15.341	
625m	46.907	12			625m	45.523	4		
750m	54.613	12	15.562	3	750m	53.037	3	15.145	
875m	1:02.327	12			875m	1:00.579	3		
1000m	1:10.077	11	15.464	4	1000m	1:08.219	3	15.182	
1125m	1:18.013	11			1125m	1:15.746	3		
1250m	1:25.822	11	15.745	5	1250m	1:23.306	2	15.087	
1375m	1:33.593	11			1375m	1:30.832	2		
1500m	1:41.402	11	15.580	6	1500m	1:38.345	2	15.039	
1625m	1:49.403	11			1625m	1:45.954	2		
1750m	1:57.296	11	15.894	7	1750m	1:53.472	2	15.127	
1875m	2:05.218	11			1875m	2:01.020	2		
2000m	2:13.200	10	15.904	8	2000m	2:08.557	2	15.085	
2125m	2:21.412	11			2125m	2:16.106	2		
2250m	2:29.629	11	16.429	9	2250m	2:23.676	2	15.119	
2375m	2:37.980	11			2375m	2:31.415	2		
2500m	2:46.109	11	16.480	10	2500m	2:38.963	2	15.287	
2625m	2:54.228	11			2625m	2:46.513	2		
2750m	3:02.321	10	16.212	11	2750m	2:54.346	2	15.383	
2875m	3:10.685	10			2875m	3:02.280	2		
3000m	3:18.790	10	16.469	12	3000m	3:10.033	2	15.687	
3125m	3:26.926	10			3125m	3:17.720	2		
3250m	3:35.105	10	16.315	13	3250m	3:25.390	2	15.357	
3375m	3:43.517	10			3375m	3:33.064	2		
3500m	3:51.613	10	16.508	14	3500m	3:40.834	2	15.444	
3625m	3:59.678	10			3625m	3:48.783	2		
3750m	4:07.923	10	16.310	15	3750m	3:56.416	2	15.582	
3875m	4:16.009	10			3875m	4:04.063	2		
4000m	4:24.183	10	16.260	16	4000m	4:11.777	2	15.361	

**HOST PARTNERS**



**MAIN PARTNERS**



**OFFICIAL PARTNERS**



**OFFICIAL SUPPLIERS**



2-9 August 2023

**Women Elite Team Pursuit / Poursuite par équipe femmes élites**  
**Qualification / Qualifications**  
**Race Analysis / Analyse de la course**

Heat 7					Heat 8				
Distance	CHN - China			Lap	Distance	IRL - Ireland			
	Time	Rank	Lap Time			Time	Rank	Lap Time	
125m	14.005	3			125m	14.600	13		
250m	22.305	4	22.305	1	250m	23.067	11	23.067	
375m	30.222	4			375m	30.987	11		
500m	38.255	8	15.950	2	500m	38.766	11	15.699	
625m	46.220	10			625m	46.764	11		
750m	54.197	10	15.942	3	750m	54.502	11	15.736	
875m	1:02.289	11			875m	1:02.147	10		
1000m	1:10.238	12	16.041	4	1000m	1:09.916	10	15.414	
1125m	1:18.126	12			1125m	1:17.578	10		
1250m	1:26.136	12	15.898	5	1250m	1:25.217	10	15.301	
1375m	1:34.064	12			1375m	1:32.902	9		
1500m	1:42.001	12	15.865	6	1500m	1:40.765	9	15.548	
1625m	1:50.151	12			1625m	1:48.513	9		
1750m	1:58.153	12	16.152	7	1750m	1:56.262	9	15.497	
1875m	2:06.336	12			1875m	2:04.133	9		
2000m	2:14.488	12	16.335	8	2000m	2:12.134	9	15.872	
2125m	2:22.683	12			2125m	2:20.214	9		
2250m	2:30.917	12	16.429	9	2250m	2:28.479	9	16.345	
2375m	2:39.249	12			2375m	2:36.543	9		
2500m	2:47.316	12	16.399	10	2500m	2:44.472	9	15.993	
2625m	2:55.375	12			2625m	2:52.550	9		
2750m	3:03.502	12	16.186	11	2750m	3:00.613	9	16.141	
2875m	3:11.779	12			2875m	3:08.696	9		
3000m	3:19.821	12	16.319	12	3000m	3:16.978	9	16.365	
3125m	3:27.871	12			3125m	3:24.985	9		
3250m	3:36.117	12	16.296	13	3250m	3:33.035	9	16.057	
3375m	3:44.199	12			3375m	3:41.244	9		
3500m	3:52.345	12	16.228	14	3500m	3:49.204	9	16.169	
3625m	4:00.762	12			3625m	3:57.161	9		
3750m	4:09.234	12	16.889	15	3750m	4:05.243	9	16.039	
3875m	4:17.380	12			3875m	4:13.388	9		
4000m	4:25.547	12	16.313	16	4000m	4:21.653	9	16.410	

**HOST PARTNERS**



**MAIN PARTNERS**



**OFFICIAL PARTNERS**



**OFFICIAL SUPPLIERS**



2-9 August 2023

**Women Elite Team Pursuit / Poursuite par équipe femmes élites**  
**Qualification / Qualifications**  
**Race Analysis / Analyse de la course**

Heat 9					Heat 10				
Distance	USA - United States			Lap	Distance	GER - Germany			
	Time	Rank	Lap Time			Time	Rank	Lap Time	
125m	14.593	12			125m	14.115	5		
250m	22.859	9	22.859	1	250m	22.229	1	22.229	
375m	30.653	9			375m	29.909	1		
500m	38.315	10	15.456	2	500m	37.526	2	15.297	
625m	46.135	9			625m	45.127	2		
750m	53.773	9	15.458	3	750m	52.871	2	15.345	
875m	1:01.386	8			875m	1:00.421	2		
1000m	1:09.031	7	15.258	4	1000m	1:08.031	2	15.160	
1125m	1:16.854	8			1125m	1:15.732	2		
1250m	1:24.587	8	15.556	5	1250m	1:23.479	3	15.448	
1375m	1:32.308	8			1375m	1:31.361	3		
1500m	1:40.150	8	15.563	6	1500m	1:39.118	3	15.639	
1625m	1:47.828	8			1625m	1:46.828	5		
1750m	1:55.480	8	15.330	7	1750m	1:54.604	5	15.486	
1875m	2:03.010	7			1875m	2:02.400	5		
2000m	2:10.501	7	15.021	8	2000m	2:10.349	5	15.745	
2125m	2:18.133	5			2125m	2:18.194	6		
2250m	2:25.594	5	15.093	9	2250m	2:26.029	6	15.680	
2375m	2:33.444	5			2375m	2:33.874	6		
2500m	2:41.105	5	15.511	10	2500m	2:41.708	6	15.679	
2625m	2:48.868	4			2625m	2:49.541	6		
2750m	2:56.801	5	15.696	11	2750m	2:57.320	6	15.612	
2875m	3:04.492	4			2875m	3:05.295	7		
3000m	3:12.244	4	15.443	12	3000m	3:13.125	7	15.805	
3125m	3:19.979	4			3125m	3:20.918	7		
3250m	3:27.721	4	15.477	13	3250m	3:28.634	7	15.509	
3375m	3:35.483	4			3375m	3:36.348	7		
3500m	3:43.420	4	15.699	14	3500m	3:44.189	7	15.555	
3625m	3:51.117	4			3625m	3:51.856	7		
3750m	3:58.882	4	15.462	15	3750m	3:59.602	7	15.413	
3875m	4:06.523	3			3875m	4:07.311	6		
4000m	4:14.184	3	15.302	16	4000m	4:15.035	6	15.433	

**HOST PARTNERS**



**MAIN PARTNERS**



**OFFICIAL PARTNERS**



**OFFICIAL SUPPLIERS**



2-9 August 2023

**Women Elite Team Pursuit / Poursuite par équipe femmes élites**  
**Qualification / Qualifications**  
**Race Analysis / Analyse de la course**

Heat 11					Heat 12				
Distance	CAN - Canada		Lap Time	Lap	Distance	AUS - Australia		Lap Time	
	Time	Rank				Time	Rank		
125m	14.551	11			125m	14.213	6		
250m	22.921	10	22.921	1	250m	22.463	6	22.463	
375m	30.677	10			375m	30.266	5		
500m	38.239	7	15.318	2	500m	37.817	3	15.354	
625m	45.790	7			625m	45.515	3		
750m	53.487	6	15.248	3	750m	53.098	4	15.281	
875m	1:01.105	6			875m	1:00.726	4		
1000m	1:08.770	6	15.283	4	1000m	1:08.525	5	15.427	
1125m	1:16.576	6			1125m	1:16.136	4		
1250m	1:24.245	6	15.475	5	1250m	1:23.778	4	15.253	
1375m	1:31.942	6			1375m	1:31.400	4		
1500m	1:39.632	6	15.387	6	1500m	1:39.170	5	15.392	
1625m	1:47.470	6			1625m	1:46.780	4		
1750m	1:55.125	6	15.493	7	1750m	1:54.404	4	15.234	
1875m	2:02.815	6			1875m	2:02.061	3		
2000m	2:10.481	6	15.356	8	2000m	2:09.858	4	15.454	
2125m	2:18.294	7			2125m	2:17.518	4		
2250m	2:26.315	7	15.834	9	2250m	2:25.385	4	15.527	
2375m	2:34.091	7			2375m	2:33.149	4		
2500m	2:41.866	7	15.551	10	2500m	2:40.945	4	15.560	
2625m	2:49.685	7			2625m	2:48.909	5		
2750m	2:57.727	8	15.861	11	2750m	2:56.717	4	15.772	
2875m	3:05.670	8			2875m	3:04.531	5		
3000m	3:13.722	8	15.995	12	3000m	3:12.423	5	15.706	
3125m	3:21.977	8			3125m	3:20.460	6		
3250m	3:29.970	8	16.248	13	3250m	3:28.281	6	15.858	
3375m	3:37.918	8			3375m	3:36.080	6		
3500m	3:45.839	8	15.869	14	3500m	3:43.871	6	15.590	
3625m	3:54.036	8			3625m	3:51.702	6		
3750m	4:02.438	8	16.599	15	3750m	3:59.584	6	15.713	
3875m	4:10.738	8			3875m	4:07.588	7		
4000m	4:19.208	8	16.770	16	4000m	4:15.800	7	16.216	

**HOST PARTNERS**



**MAIN PARTNERS**



**OFFICIAL PARTNERS**



**OFFICIAL SUPPLIERS**



2-9 August 2023

**Women Elite Team Pursuit / Poursuite par équipe femmes élites**  
**Qualification / Qualifications**  
**Race Analysis / Analyse de la course**

Heat 13					Heat 14				
Distance	FRA - France		Lap Time	Lap	Distance	GBR - Great Britain		Lap Time	
	Time	Rank				Time	Rank		
125m	14.436	9			125m	14.075	4		
250m	22.826	8	22.826	1	250m	22.261	2	22.261	
375m	30.616	8			375m	29.934	2		
500m	38.164	6	15.338	2	500m	37.396	1	15.135	
625m	45.632	5			625m	44.908	1		
750m	53.273	5	15.109	3	750m	52.332	1	14.936	
875m	1:00.840	5			875m	59.786	1		
1000m	1:08.458	4	15.185	4	1000m	1:07.390	1	15.058	
1125m	1:16.146	5			1125m	1:14.894	1		
1250m	1:23.991	5	15.533	5	1250m	1:22.346	1	14.956	
1375m	1:31.579	5			1375m	1:29.773	1		
1500m	1:39.132	4	15.141	6	1500m	1:37.326	1	14.980	
1625m	1:46.689	3			1625m	1:44.830	1		
1750m	1:54.309	3	15.177	7	1750m	1:52.361	1	15.035	
1875m	2:02.147	4			1875m	1:59.882	1		
2000m	2:09.847	3	15.538	8	2000m	2:07.511	1	15.150	
2125m	2:17.506	3			2125m	2:15.047	1		
2250m	2:25.135	3	15.288	9	2250m	2:22.639	1	15.128	
2375m	2:32.762	3			2375m	2:30.363	1		
2500m	2:40.368	3	15.233	10	2500m	2:38.006	1	15.367	
2625m	2:48.027	3			2625m	2:45.610	1		
2750m	2:55.842	3	15.474	11	2750m	2:53.201	1	15.195	
2875m	3:03.542	3			2875m	3:00.899	1		
3000m	3:11.262	3	15.420	12	3000m	3:08.439	1	15.238	
3125m	3:18.980	3			3125m	3:15.984	1		
3250m	3:26.671	3	15.409	13	3250m	3:23.669	1	15.230	
3375m	3:34.634	3			3375m	3:31.308	1		
3500m	3:42.877	3	16.206	14	3500m	3:39.050	1	15.381	
3625m	3:50.759	3			3625m	3:46.776	1		
3750m	3:58.554	3	15.677	15	3750m	3:54.567	1	15.517	
3875m	4:06.542	4			3875m	4:02.413	1		
4000m	4:14.463	4	15.909	16	4000m	4:10.333	1	15.766	

**HOST PARTNERS**



**MAIN PARTNERS**



**OFFICIAL PARTNERS**



**OFFICIAL SUPPLIERS**



2-9 August 2023

**Women Elite Team Pursuit / Poursuite par équipe femmes élites**  
**Qualification / Qualifications**  
**Race Analysis / Analyse de la course**

**Heat 15**

Distance	ITA - Italy		Lap Time	Lap
	Time	Rank		
125m	14.002	2		
250m	22.282	3	22.282	1
375m	30.150	3		
500m	37.923	5	15.641	2
625m	45.772	6		
750m	53.504	7	15.581	3
875m	1:01.228	7		
1000m	1:09.068	8	15.564	4
1125m	1:16.759	7		
1250m	1:24.389	7	15.321	5
1375m	1:32.056	7		
1500m	1:39.835	7	15.446	6
1625m	1:47.513	7		
1750m	1:55.239	7	15.404	7
1875m	2:03.038	8		
2000m	2:10.975	8	15.736	8
2125m	2:18.762	8		
2250m	2:26.542	8	15.567	9
2375m	2:34.330	8		
2500m	2:42.193	8	15.651	10
2625m	2:49.833	8		
2750m	2:57.345	7	15.152	11
2875m	3:04.982	6		
3000m	3:12.550	6	15.205	12
3125m	3:20.175	5		
3250m	3:28.058	5	15.508	13
3375m	3:35.866	5		
3500m	3:43.654	5	15.596	14
3625m	3:51.642	5		
3750m	3:59.295	5	15.641	15
3875m	4:06.950	5		
4000m	4:14.742	5	15.447	16

**HOST PARTNERS**



**MAIN PARTNERS**



**OFFICIAL PARTNERS**



**OFFICIAL SUPPLIERS**





2-9 August 2023

Communiqué no. 127 Rectificatif 1

**Women Elite Team Pursuit / Poursuite par équipe femmes élites**  
**Qualification / Qualifications**  
**Start List / Liste de départ**

Fri 4 Aug 2023 - Race distance: 4km

<b>World Record</b>	4:04.242 GER - Germany	Tokyo (JPN)	3 AUG 2021
---------------------	------------------------	-------------	------------

Heat	Race Number	NAT / Name	Time
1		<b>NGR - Nigeria</b>	_____
	149	AYUBA Grace	
	150	GRIKPA Tombrapa Gladys	
	151	SAMUEL Mary	
	152	UKPESERAYE Ese	
2		<b>ESP - Spain</b>	_____
	42	CALVO BARBERO Tania	
	43	RODRIGUEZ CORDERO Laura	
	95	ESCALERA Isabella Maria	
	96	FERRERES NAVARRO Isabel	
3		<b>MEX - Mexico</b>	_____
	26	VELASCO FUENTES Victoria	
	53	ACEVEDO MENDOZA Yareli	
	140	GAXIOLA GONZALEZ Maria Antonieta	
	142	SALAZAR VAZQUEZ Lizbeth Yarely	
4		<b>JPN - Japan</b>	_____
	23	KAJIHARA Yumi	
	24	KAKITA Maho	
	52	UCHINO Tsuyaka	
	129	IKEDA Mizuki	
5		<b>POL - Poland</b>	_____
	33	WANKIEWICZ Olga	
	159	KARASIEWICZ Karolina	
	161	KUMIEGA Karolina	
	164	PIKULIK Wiktoria	
6		<b>NZL - New Zealand</b>	_____
	30	DRUMMOND Michaela	
	31	WOLLASTON Ally	
	54	SHEARMAN Emily	
	154	BOTHA Bryony	

**HOST PARTNERS**



**MAIN PARTNERS**



**OFFICIAL PARTNERS**



**OFFICIAL SUPPLIERS**



2-9 August 2023

Communiqué no. 127 Rectificatif 1

**Women Elite Team Pursuit / Poursuite par équipe femmes élites**  
**Qualification / Qualifications**  
**Start List / Liste de départ**

Fri 4 Aug 2023 - Race distance: 4km

Heat	Race Number	NAT / Name	Time
7		<b>CHN - China</b>	_____
	83	WANG Susu	
	84	WANG Xiaoyue	
	85	WEI Suwan	
	87	ZHANG Hongjie	
8		<b>IRL - Ireland</b>	_____
	19	GILLESPIE Lara	
	20	KAY Emily	
	121	MURPHY Kelly	
	122	SHARPE Alice	
9		<b>USA - United States</b>	_____
	38	VALENTE Jennifer	
	39	WILLIAMS Lily	
	168	CUMMINS Olivia	
	169	DYGERT Chloe	
10		<b>GER - Germany</b>	_____
	111	BRAUSSE Franziska	
	116	KLEIN Lisa	
	117	KROGER Mieke	
	118	SUSSEMILCH Laura	
11		<b>CAN - Canada</b>	_____
	5	COLES-LYSTER Maggie	
	6	van DAM Sarah	
	72	ATTWELL Erin J	
	73	BONHOMME Ariane	
12		<b>AUS - Australia</b>	_____
	1	MORAN Chloe	
	40	EDWARDS Sophie	
	62	BAKER Georgia	
	65	PLOUFFE Maeve	

**HOST PARTNERS**



**MAIN PARTNERS**



**OFFICIAL PARTNERS**



**OFFICIAL SUPPLIERS**



**Women Elite Team Pursuit / Poursuite par équipe femmes élites**  
**Qualification / Qualifications**  
**Start List / Liste de départ**

Fri 4 Aug 2023 - Race distance: 4km

Heat	Race Number	NAT / Name	Time
13		<b>FRA - France</b>	_____
	12	BORRAS Marion	
	13	FORTIN Valentine	
	44	BERTEAU Victoire	
	101	le NET Marie	
14		<b>GBR - Great Britain</b>	_____
	14	ARCHIBALD Katie	
	45	BARKER Elinor	
	107	KNIGHT Josie	
	109	MORRIS Anna	
15		<b>ITA - Italy</b>	_____
	21	BALSAMO Elisa	
	22	PATERNOSTER Letizia	
	51	FIDANZA Martina	
	125	GUAZZINI Vittoria	

**Progression rule:**

The eight fastest teams will qualify and be matched in the First Round as follows:  
 The 6th fastest team against the 7th fastest team.  
 The 5th fastest team against the 8th fastest team.  
 The 2nd fastest team against the 3rd fastest team.  
 The fastest team against the 4th fastest team.

**Note:**

The composition of the teams may be subject to change up to 30 minutes before the start of the race.

**HOST PARTNERS**



**MAIN PARTNERS**



**OFFICIAL PARTNERS**



**OFFICIAL SUPPLIERS**



Women Elite Individual Pursuit / Poursuite individuelle femmes élites

Final Classification / Classement final

Thu 3 Aug 2023

<b>World Record</b>	3:16.937	DYGERT Chloe	USA	Berlin (GER)	29 FEB 2020
---------------------	----------	--------------	-----	--------------	-------------

	Rank	Race Number	Name	NAT	1000m	2000m 1000-2000	Time 2000-3000	Average Speed km/h
GOLD	1	169	DYGERT Chloe	USA	1:09.477	2:12.879 1:03.402	<b>3:17.542</b> 1:04.663	54.672
SILVER	2	111	BRAUSSE Franziska	GER	1:10.739	2:17.033 1:06.294	<b>OVL</b>	
BRONZE	3	154	BOTHA Bryony	NZL	1:10.932	2:15.660 1:04.728	<b>3:22.210</b> 1:06.550	53.410
	4	15	EVANS Neah	GBR	1:09.080	2:14.618 1:05.538	<b>3:23.264</b> 1:08.646	53.133
	5	65	PLOUFFE Maeve	AUS				
	6	116	KLEIN Lisa	GER				
	7	5	COLES-LYSTER Maggie	CAN				
	8	12	BORRAS Marion	FRA				
	9	155	DONNELLY Samantha	NZL				
	10	110	ROBERTS Jessica	GBR				
	11	121	MURPHY Kelly	IRL				
	12	73	BONHOMME Ariane	CAN				
	13	6	van DAM Sarah	CAN				
	14	118	SUSSEMILCH Laura	GER				
	15	123	ALZINI Martina	ITA				
	16	85	WEI Suwan	CHN				
	17	84	WANG Xiaoyue	CHN				

HOST PARTNERS



MAIN PARTNERS



OFFICIAL PARTNERS



OFFICIAL SUPPLIERS



Women Elite Individual Pursuit / Poursuite individuelle femmes élites

Final Classification / Classement final

Thu 3 Aug 2023

Rank	Race Number	Name	NAT	1000m	2000m 1000-2000	Time 2000-3000	Average Speed km/h
18	33	WANKIEWICZ Olga	POL				
19	36	LIECHTI Jasmin	SUI				
20	95	ESCALERA Isabella Maria	ESP				
21	80	HUANG Zhilin	CHN				
22	128	FURUYAMA Kie	JPN				
23	18	YANG Qianyu	HKG				
	125	GUZZINI Vittoria	ITA				DSQ

LEGEND

DSQ Disqualified OVL Overlapped

HOST PARTNERS



MAIN PARTNERS



OFFICIAL PARTNERS



OFFICIAL SUPPLIERS



2-9 August 2023

## Women Elite Individual Pursuit / Poursuite individuelle femmes élites Finals / Finales Race Analysis / Analyse de la course

**For Gold**

169 DYGERT Chloe - USA					111 BRAUSSE Franziska - GER				
Distance	Time	Rank	Lap Time	Lap	Distance	Time	Rank	Lap Time	
125m	13.885	1			125m	14.283	2		
250m	22.316	1	22.316	1	250m	22.880	2	22.880	
375m	30.294	1			375m	30.935	2		
500m	38.095	1	15.779	2	500m	38.855	2	15.975	
625m	45.862	1			625m	46.744	2		
750m	53.667	1	15.572	3	750m	54.670	2	15.815	
875m	1:01.565	1			875m	1:02.662	2		
1000m	1:09.477	1	15.810	4	1000m	1:10.739	2	16.069	
1125m	1:17.393	1			1125m	1:18.807	2		
1250m	1:25.303	1	15.826	5	1250m	1:26.940	2	16.201	
1375m	1:33.199	1			1375m	1:35.098	2		
1500m	1:41.108	1	15.805	6	1500m	1:43.378	2	16.438	
1625m	1:49.036	1			1625m	1:51.705	2		
1750m	1:56.989	1	15.881	7	1750m	2:00.073	2	16.695	
1875m	2:04.920	1			1875m	2:08.530	2		
2000m	2:12.879	1	15.890	8	2000m	2:17.033	2	16.960	
2125m	2:20.892	1			2125m	2:25.589	2		
2250m	2:28.930	1	16.051	9	2250m	2:34.255	2	17.222	
2375m	2:37.026	1			2375m	2:42.940	2		
2500m	2:45.114	1	16.184	10	2500m	2:51.666	2	17.411	
2625m	2:53.191	1			2625m	3:00.348	2		
2750m	3:01.292	1	16.178	11	2750m	3:09.073	2	17.407	
2875m	3:09.353	1			2875m	OVL			
3000m	3:17.542	1	16.250	12	3000m				

**For Bronze**

154 BOTHA Bryony - NZL					15 EVANS Neah - GBR				
Distance	Time	Rank	Lap Time	Lap	Distance	Time	Rank	Lap Time	
125m	14.474	4			125m	13.827	3		
250m	23.061	4	23.061	1	250m	22.166	3	22.166	
375m	31.091	4			375m	29.945	3		
500m	38.964	4	15.903	2	500m	37.640	3	15.474	
625m	46.875	4			625m	45.352	3		
750m	54.825	4	15.861	3	750m	53.138	3	15.498	
875m	1:02.874	4			875m	1:01.048	3		
1000m	1:10.932	4	16.107	4	1000m	1:09.080	3	15.942	
1125m	1:19.006	4			1125m	1:17.132	3		
1250m	1:27.078	4	16.146	5	1250m	1:25.201	3	16.121	
1375m	1:35.158	4			1375m	1:33.299	3		
1500m	1:43.198	4	16.120	6	1500m	1:41.474	3	16.273	
1625m	1:51.281	4			1625m	1:49.668	3		
1750m	1:59.392	4	16.194	7	1750m	1:57.926	3	16.452	
1875m	2:07.556	4			1875m	2:06.245	3		
2000m	2:15.660	4	16.268	8	2000m	2:14.618	3	16.692	
2125m	2:23.824	4			2125m	2:23.013	3		
2250m	2:31.990	4	16.330	9	2250m	2:31.466	3	16.848	
2375m	2:40.229	4			2375m	2:39.957	3		
2500m	2:48.491	4	16.501	10	2500m	2:48.463	3	16.997	
2625m	2:56.822	3			2625m	2:57.066	4		
2750m	3:05.211	3	16.720	11	2750m	3:05.826	4	17.363	
2875m	3:13.690	3			2875m	3:14.537	4		
3000m	3:22.210	3	16.999	12	3000m	3:23.264	4	17.438	

**HOST PARTNERS**



**MAIN PARTNERS**



**OFFICIAL PARTNERS**



**OFFICIAL SUPPLIERS**



2-9 August 2023

**Women Elite Individual Pursuit / Poursuite individuelle femmes élités**  
**Finals / Finales**  
**Race Analysis / Analyse de la course**

**LEGEND**

**OVL** Overlapped

**HOST PARTNERS**



**MAIN PARTNERS**



**OFFICIAL PARTNERS**



**OFFICIAL SUPPLIERS**



**Women Elite Individual Pursuit / Poursuite individuelle femmes élités  
 Finals / Finales  
 Start List / Liste de départ**

Thu 3 Aug 2023 - Race distance: 3km

<b>World Record</b>	3:16.937	DYGERT Chloe	USA Berlin (GER)	29 FEB 2020
---------------------	----------	--------------	------------------	-------------

Heat	Race Number	Name	NAT	Time
<b>FOR BRONZE</b>	154	BOTHA Bryony	NZL	_____
	15	EVANS Neah	GBR	_____
<b>FOR GOLD</b>	169	DYGERT Chloe	USA	_____
	111	BRAUSSE Franziska	GER	_____

**HOST PARTNERS**



**MAIN PARTNERS**



**OFFICIAL PARTNERS**



**OFFICIAL SUPPLIERS**





2-9 August 2023

Communiqué no. 134 Rectificatif 1

**Women Elite Individual Pursuit / Poursuite individuelle femmes élites  
Qualification / Qualifications  
Results / Résultats**

Thu 3 Aug 2023 - Race distance: 3km

<b>World Record</b>	3:16.937	DYGERT Chloe	USA	Berlin (GER)	29 FEB 2020
---------------------	----------	--------------	-----	--------------	-------------

Rank	Race Number	Name	NAT	1000m	2000m 1000-2000	Time 2000-3000	Average Speed km/h	
1	169	DYGERT Chloe	USA	1:09.185 (2)	2:12.925 (1) 1:03.740 (1)	<b>3:17.713</b> 1:04.788 (1)	54.625	QG
2	111	BRAUSSE Franziska	GER	1:10.120 (4)	2:14.298 (4) 1:04.178 (3)	<b>3:20.101</b> 1:05.803 (3)	53.973	QG
3	154	BOTHA Bryony	NZL	1:11.295 (5)	2:15.492 (5) 1:04.197 (4)	<b>3:20.327</b> 1:04.835 (2)	53.912	QB
4	15	EVANS Neah	GBR	1:08.198 (1)	2:13.613 (2) 1:05.415 (5)	<b>3:21.811</b> 1:08.198 (8)	53.515	QB
5	65	PLOUFFE Maeve	AUS	1:09.795 (3)	2:13.668 (3) 1:03.873 (2)	<b>3:21.940</b> 1:08.272 (9)	53.481	
6	116	KLEIN Lisa	GER	1:12.605 (6)	2:19.310 (7) 1:06.705 (8)	<b>3:25.728</b> 1:06.418 (4)	52.497	
7	5	COLES-LYSTER Maggie	CAN	1:12.613 (7)	2:18.252 (6) 1:05.639 (6)	<b>3:27.241</b> 1:08.989 (11)	52.113	
8	12	BORRAS Marion	FRA	1:12.924 (9)	2:19.404 (8) 1:06.480 (7)	<b>3:27.601</b> 1:08.197 (7)	52.023	
9	155	DONNELLY Samantha	NZL	1:13.138 (10)	2:20.698 (11) 1:07.560 (13)	<b>3:27.616</b> 1:06.918 (5)	52.019	
10	110	ROBERTS Jessica	GBR	1:13.315 (12)	2:20.724 (12) 1:07.409 (12)	<b>3:27.979</b> 1:07.255 (6)	51.928	
11	121	MURPHY Kelly	IRL	1:12.913 (8)	2:20.094 (9) 1:07.181 (11)	<b>3:29.967</b> 1:09.873 (15)	51.437	
12	73	BONHOMME Ariane	CAN	1:13.465 (13)	2:20.614 (10) 1:07.149 (10)	<b>3:30.015</b> 1:09.401 (13)	51.425	
13	6	van DAM Sarah	CAN	1:13.830 (16)	2:21.844 (13) 1:08.014 (14)	<b>3:30.831</b> 1:08.987 (10)	51.226	
14	118	SUSSEMILCH Laura	GER	1:15.119 (17)	2:22.072 (14) 1:06.953 (9)	<b>3:31.278</b> 1:09.206 (12)	51.117	
15	123	ALZINI Martina	ITA	1:13.583 (15)	2:22.587 (15) 1:09.004 (15)	<b>3:32.101</b> 1:09.514 (14)	50.919	
16	85	WEI Suwan	CHN	1:15.176 (19)	2:24.799 (18) 1:09.623 (16)	<b>3:36.898</b> 1:12.099 (17)	49.793	
17	84	WANG Xiaoyue	CHN	1:13.483 (14)	2:24.508 (17) 1:11.025 (20)	<b>3:37.107</b> 1:12.599 (19)	49.745	

**HOST PARTNERS**



**MAIN PARTNERS**



**OFFICIAL PARTNERS**



**OFFICIAL SUPPLIERS**



2-9 August 2023

Communiqué no. 134 Rectificatif 1

**Women Elite Individual Pursuit / Poursuite individuelle femmes élites  
Qualification / Qualifications  
Results / Résultats**

Thu 3 Aug 2023 - Race distance: 3km

Rank	Race Number	Name	NAT	1000m	2000m 1000-2000	Time 2000-3000	Average Speed km/h
18	33	WANKIEWICZ Olga	POL	1:13.156 (11)	2:23.378 (16) 1:10.222 (17)	<b>3:37.277</b> 1:13.899 (20)	49.706
19	36	LIECHTI Jasmin	SUI	1:16.798 (23)	2:27.528 (20) 1:10.730 (18)	<b>3:38.286</b> 1:10.758 (16)	49.476
20	95	ESCALERA Isabella Maria	ESP	1:15.148 (18)	2:26.193 (19) 1:11.045 (21)	<b>3:38.567</b> 1:12.374 (18)	49.413
21	80	HUANG Zhilin	CHN	1:16.347 (21)	2:27.964 (22) 1:11.617 (22)	<b>3:42.678</b> 1:14.714 (21)	48.501
22	128	FURUYAMA Kie	JPN	1:16.690 (22)	2:27.667 (21) 1:10.977 (19)	<b>3:44.511</b> 1:16.844 (22)	48.105
23	18	YANG Qianyu	HKG	1:16.321 (20)	2:32.229 (23) 1:15.908 (23)	<b>3:49.099</b> 1:16.870 (23)	47.141
	125	GUZZINI Vittoria	ITA			<b>DSQ</b>	

**Progression rule:**

Fastest 2 riders race for Gold, and 3rd and 4th riders race for Bronze.

**No 125 GUZZINI Vittoria (ITA)**

has been disqualified for not taking the start (see commissaires decisions).

A été disqualifié(e) pour ne pas avoir pris le départ (voir les décisions des commissaires)

**LEGEND**

**DSQ** Disqualified                      **QB** Qualified for Bronze                      **QG** Qualified for Gold

**HOST PARTNERS**



**MAIN PARTNERS**



**OFFICIAL PARTNERS**



**OFFICIAL SUPPLIERS**



2-9 August 2023

**Women Elite Individual Pursuit / Poursuite individuelle femmes élites**  
**Qualification / Qualifications**  
**Race Analysis / Analyse de la course**

**Heat 1**

84 WANG Xiaoyue - CHN					116 KLEIN Lisa - GER				
Distance	Time	Rank	Lap Time	Lap	Distance	Time	Rank	Lap Time	
125m	14.201	7			125m	14.094	6		
250m	22.991	7	22.991	1	250m	22.812	4	22.812	
375m	31.508	10			375m	31.188	4		
500m	40.034	12	17.043	2	500m	39.529	6	16.717	
625m	48.478	13			625m	47.844	6		
750m	56.801	15	16.767	3	750m	56.119	6	16.590	
875m	1:05.136	15			875m	1:04.369	6		
1000m	1:13.483	14	16.682	4	1000m	1:12.605	6	16.486	
1125m	1:21.946	13			1125m	1:20.868	7		
1250m	1:30.559	14	17.076	5	1250m	1:29.188	7	16.583	
1375m	1:39.323	15			1375m	1:37.489	7		
1500m	1:48.179	15	17.620	6	1500m	1:45.834	7	16.646	
1625m	1:57.153	17			1625m	1:54.199	7		
1750m	2:06.182	17	18.003	7	1750m	2:02.565	7	16.731	
1875m	2:15.315	17			1875m	2:10.948	7		
2000m	2:24.508	17	18.326	8	2000m	2:19.310	7	16.745	
2125m	2:33.835	18			2125m	2:27.631	7		
2250m	2:43.135	18	18.627	9	2250m	2:35.936	7	16.626	
2375m	2:52.490	18			2375m	2:44.155	7		
2500m	3:01.379	18	18.244	10	2500m	2:52.383	7	16.447	
2625m	3:10.099	18			2625m	3:00.629	6		
2750m	3:18.924	18	17.545	11	2750m	3:08.939	6	16.556	
2875m	3:27.921	18			2875m	3:17.287	6		
3000m	3:37.107	17	18.183	12	3000m	3:25.728	6	16.789	

**Heat 2**

110 ROBERTS Jessica - GBR					118 SUSSEMILCH Laura - GER				
Distance	Time	Rank	Lap Time	Lap	Distance	Time	Rank	Lap Time	
125m	14.596	14			125m	14.787	18		
250m	23.506	15	23.506	1	250m	23.955	19	23.955	
375m	31.945	17			375m	32.651	20		
500m	40.321	15	16.815	2	500m	41.211	21	17.256	
625m	48.591	15			625m	49.755	21		
750m	56.783	14	16.462	3	750m	58.215	19	17.004	
875m	1:05.010	14			875m	1:06.678	19		
1000m	1:13.315	12	16.532	4	1000m	1:15.119	17	16.904	
1125m	1:21.732	11			1125m	1:23.488	17		
1250m	1:30.136	11	16.821	5	1250m	1:31.800	17	16.681	
1375m	1:38.520	11			1375m	1:40.138	17		
1500m	1:46.895	11	16.759	6	1500m	1:48.476	17	16.676	
1625m	1:55.317	11			1625m	1:56.830	15		
1750m	2:03.774	11	16.879	7	1750m	2:05.216	14	16.740	
1875m	2:12.261	12			1875m	2:13.629	14		
2000m	2:20.724	12	16.950	8	2000m	2:22.072	14	16.856	
2125m	2:29.157	12			2125m	2:30.577	14		
2250m	2:37.497	10	16.773	9	2250m	2:39.072	14	17.000	
2375m	2:45.768	9			2375m	2:47.649	13		
2500m	2:54.070	9	16.573	10	2500m	2:56.218	13	17.146	
2625m	3:02.400	9			2625m	3:04.881	13		
2750m	3:10.864	9	16.794	11	2750m	3:13.609	14	17.391	
2875m	3:19.404	10			2875m	3:22.461	14		
3000m	3:27.979	10	17.115	12	3000m	3:31.278	14	17.669	

**HOST PARTNERS**



**MAIN PARTNERS**



**OFFICIAL PARTNERS**



**OFFICIAL SUPPLIERS**



2-9 August 2023

**Women Elite Individual Pursuit / Poursuite individuelle femmes élités**  
**Qualification / Qualifications**  
**Race Analysis / Analyse de la course**

**Heat 3**

80 HUANG Zhilin - CHN					5 COLES-LYSTER Maggie - CAN				
Distance	Time	Rank	Lap Time	Lap	Distance	Time	Rank	Lap Time	
125m	14.427	12			125m	14.866	20		
250m	23.120	12	23.120	1	250m	23.740	18	23.740	
375m	31.838	16			375m	31.985	18		
500m	40.740	19	17.620	2	500m	40.101	13	16.361	
625m	49.729	20			625m	48.214	11		
750m	58.634	21	17.894	3	750m	56.339	8	16.238	
875m	1:07.534	21			875m	1:04.470	7		
1000m	1:16.347	21	17.713	4	1000m	1:12.613	7	16.274	
1125m	1:25.173	20			1125m	1:20.783	6		
1250m	1:33.973	20	17.626	5	1250m	1:28.967	6	16.354	
1375m	1:42.841	21			1375m	1:37.141	6		
1500m	1:51.818	21	17.845	6	1500m	1:45.285	6	16.318	
1625m	2:00.853	22			1625m	1:53.454	6		
1750m	2:09.994	22	18.176	7	1750m	2:01.605	6	16.320	
1875m	2:18.955	22			1875m	2:09.930	6		
2000m	2:27.964	22	17.970	8	2000m	2:18.252	6	16.647	
2125m	2:37.050	22			2125m	2:26.624	6		
2250m	2:46.221	21	18.257	9	2250m	2:35.102	6	16.850	
2375m	2:55.442	21			2375m	2:43.654	6		
2500m	3:04.806	21	18.585	10	2500m	2:52.245	6	17.143	
2625m	3:14.199	21			2625m	3:00.895	7		
2750m	3:23.618	21	18.812	11	2750m	3:09.621	7	17.376	
2875m	3:33.152	21			2875m	3:18.380	7		
3000m	3:42.678	21	19.060	12	3000m	3:27.241	7	17.620	

**Heat 4**

15 EVANS Neah - GBR					128 FURUYAMA Kie - JPN				
Distance	Time	Rank	Lap Time	Lap	Distance	Time	Rank	Lap Time	
125m	13.793	1			125m	15.150	21		
250m	22.098	1	22.098	1	250m	24.345	23	24.345	
375m	29.827	1			375m	33.201	23		
500m	37.412	1	15.314	2	500m	41.891	23	17.546	
625m	44.987	1			625m	50.563	23		
750m	52.659	1	15.247	3	750m	59.264	23	17.373	
875m	1:00.426	1			875m	1:07.985	22		
1000m	1:08.198	1	15.539	4	1000m	1:16.690	22	17.426	
1125m	1:16.166	1			1125m	1:25.308	21		
1250m	1:24.179	1	15.981	5	1250m	1:33.994	21	17.304	
1375m	1:32.287	1			1375m	1:42.736	20		
1500m	1:40.486	1	16.307	6	1500m	1:51.580	20	17.586	
1625m	1:48.753	1			1625m	2:00.489	20		
1750m	1:57.019	2	16.533	7	1750m	2:09.462	20	17.882	
1875m	2:05.339	2			1875m	2:18.512	20		
2000m	2:13.613	2	16.594	8	2000m	2:27.667	21	18.205	
2125m	2:21.951	3			2125m	2:36.940	21		
2250m	2:30.268	3	16.655	9	2250m	2:46.251	22	18.584	
2375m	2:38.685	3			2375m	2:55.692	22		
2500m	2:47.145	4	16.877	10	2500m	3:05.220	22	18.969	
2625m	2:55.698	4			2625m	3:14.887	22		
2750m	3:04.334	5	17.189	11	2750m	3:24.601	22	19.381	
2875m	3:13.041	5			2875m	3:34.489	22		
3000m	3:21.811	4	17.477	12	3000m	3:44.511	22	19.910	

**HOST PARTNERS**



**MAIN PARTNERS**



**OFFICIAL PARTNERS**



**OFFICIAL SUPPLIERS**



2-9 August 2023

**Women Elite Individual Pursuit / Poursuite individuelle femmes élités**  
**Qualification / Qualifications**  
**Race Analysis / Analyse de la course**

**Heat 5**

95 ESCALERA Isabella Maria - ESP				Lap	18 YANG Qianyu - HKG			
Distance	Time	Rank	Lap Time		Distance	Time	Rank	Lap Time
125m	14.021	3			125m	15.203	22	
250m	23.058	8	23.058	1	250m	24.178	21	24.178
375m	31.753	12			375m	32.678	21	
500m	40.353	16	17.295	2	500m	41.139	20	16.961
625m	49.002	17			625m	49.686	19	
750m	57.678	17	17.325	3	750m	58.393	20	17.254
875m	1:06.413	17			875m	1:07.263	20	
1000m	1:15.148	18	17.470	4	1000m	1:16.321	20	17.928
1125m	1:23.920	19			1125m	1:25.549	22	
1250m	1:32.751	19	17.603	5	1250m	1:34.910	23	18.589
1375m	1:41.620	19			1375m	1:44.325	23	
1500m	1:50.553	19	17.802	6	1500m	1:53.824	23	18.914
1625m	1:59.482	19			1625m	2:03.394	23	
1750m	2:08.419	19	17.866	7	1750m	2:12.997	23	19.173
1875m	2:17.297	19			1875m	2:22.603	23	
2000m	2:26.193	19	17.774	8	2000m	2:32.229	23	19.232
2125m	2:35.098	19			2125m	2:41.854	23	
2250m	2:44.015	19	17.822	9	2250m	2:51.645	23	19.416
2375m	2:53.016	19			2375m	3:01.500	23	
2500m	3:01.997	19	17.982	10	2500m	3:11.337	23	19.692
2625m	3:11.213	19			2625m	3:20.935	23	
2750m	3:20.327	19	18.330	11	2750m	3:30.413	23	19.076
2875m	3:29.422	19			2875m	3:39.785	23	
3000m	3:38.567	20	18.240	12	3000m	3:49.099	23	18.686

**Heat 6**

36 LIECHTI Jasmin - SUI				Lap	6 van DAM Sarah - CAN			
Distance	Time	Rank	Lap Time		Distance	Time	Rank	Lap Time
125m	14.845	19			125m	14.463	13	
250m	24.057	20	24.057	1	250m	23.235	13	23.235
375m	32.837	22			375m	31.783	14	
500m	41.624	22	17.567	2	500m	40.182	14	16.947
625m	50.380	22			625m	48.584	14	
750m	59.221	22	17.597	3	750m	56.977	16	16.795
875m	1:07.994	23			875m	1:05.392	16	
1000m	1:16.798	23	17.577	4	1000m	1:13.830	16	16.853
1125m	1:25.593	23			1125m	1:22.299	16	
1250m	1:34.388	22	17.590	5	1250m	1:30.747	15	16.917
1375m	1:43.159	22			1375m	1:39.209	14	
1500m	1:52.006	22	17.618	6	1500m	1:47.678	13	16.931
1625m	2:00.834	21			1625m	1:56.180	13	
1750m	2:09.737	21	17.731	7	1750m	2:04.708	13	17.030
1875m	2:18.627	21			1875m	2:13.268	13	
2000m	2:27.528	20	17.791	8	2000m	2:21.844	13	17.136
2125m	2:36.361	20			2125m	2:30.444	13	
2250m	2:45.171	20	17.643	9	2250m	2:39.062	13	17.218
2375m	2:53.996	20			2375m	2:47.681	14	
2500m	3:02.840	20	17.669	10	2500m	2:56.317	14	17.255
2625m	3:11.694	20			2625m	3:04.938	14	
2750m	3:20.577	20	17.737	11	2750m	3:13.565	13	17.248
2875m	3:29.492	20			2875m	3:22.189	13	
3000m	3:38.286	19	17.709	12	3000m	3:30.831	13	17.266

**HOST PARTNERS**



**MAIN PARTNERS**



**OFFICIAL PARTNERS**



**OFFICIAL SUPPLIERS**



2-9 August 2023

**Women Elite Individual Pursuit / Poursuite individuelle femmes élités**  
**Qualification / Qualifications**  
**Race Analysis / Analyse de la course**

**Heat 7**

33 WANKIEWICZ Olga - POL					155 DONNELLY Samantha - NZL				
Distance	Time	Rank	Lap Time	Lap	Distance	Time	Rank	Lap Time	
125m	14.341	11			125m	14.678	15		
250m	23.090	11	23.090	1	250m	23.527	17	23.527	
375m	31.403	7			375m	31.784	15		
500m	39.621	7	16.531	2	500m	39.947	11	16.420	
625m	47.871	7			625m	48.139	9		
750m	56.234	7	16.613	3	750m	56.374	9	16.427	
875m	1:04.656	8			875m	1:04.728	9		
1000m	1:13.156	11	16.922	4	1000m	1:13.138	10	16.764	
1125m	1:21.735	12			1125m	1:21.526	10		
1250m	1:30.348	12	17.192	5	1250m	1:29.977	10	16.839	
1375m	1:38.999	13			1375m	1:38.392	10		
1500m	1:47.751	14	17.403	6	1500m	1:46.868	10	16.891	
1625m	1:56.570	14			1625m	1:55.308	10		
1750m	2:05.437	15	17.686	7	1750m	2:03.763	10	16.895	
1875m	2:14.386	16			1875m	2:12.217	10		
2000m	2:23.378	16	17.941	8	2000m	2:20.698	11	16.935	
2125m	2:32.405	16			2125m	2:29.153	11		
2250m	2:41.527	16	18.149	9	2250m	2:37.584	12	16.886	
2375m	2:50.612	16			2375m	2:45.991	10		
2500m	2:59.766	16	18.239	10	2500m	2:54.306	10	16.722	
2625m	3:08.996	16			2625m	3:02.608	10		
2750m	3:18.345	16	18.579	11	2750m	3:10.937	10	16.631	
2875m	3:27.766	17			2875m	3:19.234	9		
3000m	3:37.277	18	18.932	12	3000m	3:27.616	9	16.679	

**Heat 8**

65 PLOUFFE Maeve - AUS					123 ALZINI Martina - ITA				
Distance	Time	Rank	Lap Time	Lap	Distance	Time	Rank	Lap Time	
125m	13.893	2			125m	14.746	17		
250m	22.343	2	22.343	1	250m	23.524	16	23.524	
375m	30.276	2			375m	31.774	13		
500m	38.105	2	15.762	2	500m	39.926	10	16.402	
625m	45.940	2			625m	48.185	10		
750m	53.841	3	15.736	3	750m	56.559	12	16.633	
875m	1:01.778	3			875m	1:05.005	13		
1000m	1:09.795	3	15.954	4	1000m	1:13.583	15	17.024	
1125m	1:17.806	3			1125m	1:22.219	15		
1250m	1:25.847	3	16.052	5	1250m	1:30.861	16	17.278	
1375m	1:33.796	3			1375m	1:39.498	16		
1500m	1:41.704	3	15.857	6	1500m	1:48.225	16	17.364	
1625m	1:49.655	3			1625m	1:56.928	16		
1750m	1:57.631	3	15.927	7	1750m	2:05.618	16	17.393	
1875m	2:05.617	3			1875m	2:14.182	15		
2000m	2:13.668	3	16.037	8	2000m	2:22.587	15	16.969	
2125m	2:21.735	2			2125m	2:30.986	15		
2250m	2:29.905	2	16.237	9	2250m	2:39.487	15	16.900	
2375m	2:38.198	2			2375m	2:48.138	15		
2500m	2:46.631	2	16.726	10	2500m	2:56.857	15	17.370	
2625m	2:55.244	2			2625m	3:05.599	15		
2750m	3:04.009	4	17.378	11	2750m	3:14.316	15	17.459	
2875m	3:12.922	4			2875m	3:23.129	15		
3000m	3:21.940	5	17.931	12	3000m	3:32.101	15	17.785	

**HOST PARTNERS**



**MAIN PARTNERS**



**OFFICIAL PARTNERS**



**OFFICIAL SUPPLIERS**



2-9 August 2023

**Women Elite Individual Pursuit / Poursuite individuelle femmes élités**  
**Qualification / Qualifications**  
**Race Analysis / Analyse de la course**

**Heat 9**

85 WEI Suwan - CHN					73 BONHOMME Ariane - CAN				
Distance	Time	Rank	Lap Time	Lap	Distance	Time	Rank	Lap Time	
125m	14.030	5			125m	14.287	9		
250m	22.834	5	22.834	1	250m	23.066	9	23.066	
375m	31.602	11			375m	31.381	6		
500m	40.382	17	17.548	2	500m	39.692	8	16.626	
625m	49.091	18			625m	48.049	8		
750m	57.813	18	17.431	3	750m	56.502	10	16.810	
875m	1:06.508	18			875m	1:04.975	12		
1000m	1:15.176	19	17.363	4	1000m	1:13.465	13	16.963	
1125m	1:23.777	18			1125m	1:21.975	14		
1250m	1:32.399	18	17.223	5	1250m	1:30.417	13	16.952	
1375m	1:41.030	18			1375m	1:38.888	12		
1500m	1:49.720	18	17.321	6	1500m	1:47.234	12	16.817	
1625m	1:58.452	18			1625m	1:55.588	12		
1750m	2:07.200	18	17.480	7	1750m	2:03.891	12	16.657	
1875m	2:15.960	18			1875m	2:12.252	11		
2000m	2:24.799	18	17.599	8	2000m	2:20.614	10	16.723	
2125m	2:33.636	17			2125m	2:29.047	10		
2250m	2:42.524	17	17.725	9	2250m	2:37.561	11	16.947	
2375m	2:51.469	17			2375m	2:46.100	11		
2500m	3:00.465	17	17.941	10	2500m	2:54.741	11	17.180	
2625m	3:09.457	17			2625m	3:03.493	11		
2750m	3:18.555	17	18.090	11	2750m	3:12.304	11	17.563	
2875m	3:27.688	16			2875m	3:21.156	11		
3000m	3:36.898	16	18.343	12	3000m	3:30.015	12	17.711	

**Heat 10**

169 DYGERT Chloe - USA					125 GUAZZINI Vittoria - ITA				
Distance	Time	Rank	Lap Time	Lap	Distance	Time	Rank	Lap Time	
125m	14.024	4			125m	DNS			
250m	22.488	3	22.488	1	250m				
375m	30.476	3			375m				
500m	38.336	3	15.848	2	500m				
625m	46.070	3			625m				
750m	53.716	2	15.380	3	750m				
875m	1:01.407	2			875m				
1000m	1:09.185	2	15.469	4	1000m				
1125m	1:17.029	2			1125m				
1250m	1:24.930	2	15.745	5	1250m				
1375m	1:32.891	2			1375m				
1500m	1:40.900	2	15.970	6	1500m				
1625m	1:48.925	2			1625m				
1750m	1:56.941	1	16.041	7	1750m				
1875m	2:04.939	1			1875m				
2000m	2:12.925	1	15.984	8	2000m				
2125m	2:20.926	1			2125m				
2250m	2:28.933	1	16.008	9	2250m				
2375m	2:36.987	1			2375m				
2500m	2:45.054	1	16.121	10	2500m				
2625m	2:53.186	1			2625m				
2750m	3:01.333	1	16.279	11	2750m				
2875m	3:09.493	1			2875m				
3000m	3:17.713	1	16.380	12	3000m				

**HOST PARTNERS**



**MAIN PARTNERS**



**OFFICIAL PARTNERS**



**OFFICIAL SUPPLIERS**



2-9 August 2023

**Women Elite Individual Pursuit / Poursuite individuelle femmes élités**  
**Qualification / Qualifications**  
**Race Analysis / Analyse de la course**

**Heat 11**

154 BOTHA Bryony - NZL					12 BORRAS Marion - FRA				
Distance	Time	Rank	Lap Time	Lap	Distance	Time	Rank	Lap Time	
125m	14.680	16			125m	14.233	8		
250m	23.343	14	23.343	1	250m	22.961	6	22.961	
375m	31.423	8			375m	31.436	9		
500m	39.371	5	16.028	2	500m	39.867	9	16.906	
625m	47.311	5			625m	48.216	12		
750m	55.257	5	15.886	3	750m	56.503	11	16.636	
875m	1:03.254	5			875m	1:04.730	10		
1000m	1:11.295	5	16.038	4	1000m	1:12.924	9	16.421	
1125m	1:19.353	5			1125m	1:21.119	8		
1250m	1:27.381	5	16.086	5	1250m	1:29.338	8	16.414	
1375m	1:35.392	5			1375m	1:37.596	8		
1500m	1:43.439	5	16.058	6	1500m	1:45.928	8	16.590	
1625m	1:51.453	5			1625m	1:54.243	8		
1750m	1:59.492	5	16.053	7	1750m	2:02.620	8	16.692	
1875m	2:07.499	5			1875m	2:10.995	8		
2000m	2:15.492	5	16.000	8	2000m	2:19.404	8	16.784	
2125m	2:23.503	5			2125m	2:27.800	8		
2250m	2:31.518	5	16.026	9	2250m	2:36.198	8	16.794	
2375m	2:39.555	5			2375m	2:44.613	8		
2500m	2:47.667	5	16.149	10	2500m	2:53.121	8	16.923	
2625m	2:55.805	5			2625m	3:01.672	8		
2750m	3:03.969	3	16.302	11	2750m	3:10.342	8	17.221	
2875m	3:12.128	3			2875m	3:18.970	8		
3000m	3:20.327	3	16.358	12	3000m	3:27.601	8	17.259	

**Heat 12**

111 BRAUSSE Franziska - GER					121 MURPHY Kelly - IRL				
Distance	Time	Rank	Lap Time	Lap	Distance	Time	Rank	Lap Time	
125m	14.340	10			125m	15.253	23		
250m	23.089	10	23.089	1	250m	24.237	22	24.237	
375m	31.197	5			375m	32.573	19		
500m	39.056	4	15.967	2	500m	40.674	18	16.437	
625m	46.818	4			625m	48.686	16		
750m	54.563	4	15.507	3	750m	56.710	13	16.036	
875m	1:02.300	4			875m	1:04.758	11		
1000m	1:10.120	4	15.557	4	1000m	1:12.913	8	16.203	
1125m	1:18.000	4			1125m	1:21.122	9		
1250m	1:25.968	4	15.848	5	1250m	1:29.394	9	16.481	
1375m	1:33.942	4			1375m	1:37.753	9		
1500m	1:41.930	4	15.962	6	1500m	1:46.134	9	16.740	
1625m	1:49.950	4			1625m	1:54.550	9		
1750m	1:58.032	4	16.102	7	1750m	2:03.001	9	16.867	
1875m	2:06.140	4			1875m	2:11.538	9		
2000m	2:14.298	4	16.266	8	2000m	2:20.094	9	17.093	
2125m	2:22.457	4			2125m	2:28.683	9		
2250m	2:30.639	4	16.341	9	2250m	2:37.360	9	17.266	
2375m	2:38.813	4			2375m	2:46.111	12		
2500m	2:47.055	3	16.416	10	2500m	2:54.866	12	17.506	
2625m	2:55.278	3			2625m	3:03.707	12		
2750m	3:03.624	2	16.569	11	2750m	3:12.575	12	17.709	
2875m	3:11.817	2			2875m	3:21.262	12		
3000m	3:20.101	2	16.477	12	3000m	3:29.967	11	17.392	

**HOST PARTNERS**



**MAIN PARTNERS**



**OFFICIAL PARTNERS**



**OFFICIAL SUPPLIERS**





2-9 August 2023

**Women Elite Individual Pursuit / Poursuite individuelle femmes élités**  
**Qualification / Qualifications**  
**Race Analysis / Analyse de la course**

**LEGEND**

**DNS** Did Not Start

**HOST PARTNERS**



**MAIN PARTNERS**



**OFFICIAL PARTNERS**



**OFFICIAL SUPPLIERS**



2-9 August 2023

Communiqué no. 133

**Women Elite Individual Pursuit / Poursuite individuelle femmes élités**  
**Qualification / Qualifications**  
**Start List / Liste de départ**

Thu 3 Aug 2023 - Race distance: 3km

<b>World Record</b>	3:16.937	DYGERT Chloe	USA Berlin (GER)	29 FEB 2020
---------------------	----------	--------------	------------------	-------------

Heat	Race Number	Name	NAT	Time
1	84	WANG Xiaoyue	CHN	_____
	116	KLEIN Lisa	GER	_____
2	110	ROBERTS Jessica	GBR	_____
	118	SUSSEMILCH Laura	GER	_____
3	80	HUANG Zhilin	CHN	_____
	5	COLES-LYSTER Maggie	CAN	_____
4	15	EVANS Neah	GBR	_____
	128	FURUYAMA Kie	JPN	_____
5	95	ESCALERA Isabella Maria	ESP	_____
	18	YANG Qianyu	HKG	_____
6	36	LIECHTI Jasmin	SUI	_____
	6	van DAM Sarah	CAN	_____
7	33	WANKIEWICZ Olga	POL	_____
	155	DONNELLY Samantha	NZL	_____
8	65	PLOUFFE Maeve	AUS	_____
	123	ALZINI Martina	ITA	_____
9	85	WEI Suwan	CHN	_____
	73	BONHOMME Ariane	CAN	_____
10	169	DYGERT Chloe	USA	_____
	125	GUAZZINI Vittoria	ITA	_____
11	154	BOTHA Bryony	NZL	_____
	12	BORRAS Marion	FRA	_____
12	111	BRAUSSE Franziska	GER	_____
	121	MURPHY Kelly	IRL	_____

**Progression rule:**

Fastest 2 riders race for Gold, and 3rd and 4th riders race for Bronze.

**HOST PARTNERS**



**MAIN PARTNERS**



**OFFICIAL PARTNERS**



**OFFICIAL SUPPLIERS**



**Women Elite Points Race / Course aux points femmes élites**

**Results / Résultats**

Tue 8 Aug 2023 - Race distance: 100 laps (25km) with 10 sprints

Elapsed time: 30:37

Average Speed: 48.993km/h

Rank	Race No.	Name	NAT	Sprint Number										Finish Order	Lap Points			Total Points
				1	2	3	4	5	6	7	8	9	10		+	-	Balance	
1	4	KOPECKY Lotte	BEL	3	5			3		5		3		13	20		20	39
2	62	BAKER Georgia	AUS	2				5		3		1		11	20		20	31
3	52	UCHINO Tsuyaka	JPN	1	1					2			10	1			14	
4	39	WILLIAMS Lily	USA						5				4	3	20	20	0	9
5	15	EVANS Neah	GBR	5	2			2						6	20	20	0	9
6	27	RAAIJMAKERS Marit	NED				5				3			5			8	
7	127	ZANARDI Silvia	ITA			2	3			1	2			16			8	
8	34	CAMPOS Daniela	POR						1			2	2	4			5	
9	48	TEUTENBERG Lea Lin	GER						3		1			19			4	
10	91	MACHAČOVA Jarmila	CZE			3								7			3	
11	30	DRUMMOND Michaela	NZL		3									8			3	
12	73	BONHOMME Ariane	CAN				2							18			2	
13	82	LIU Jiali	CHN						2					21			2	
14	59	KOZIEVA Nafosat	UZB				1							12			1	
15	159	KARASIEWICZ Karolina	POL											20			0	
16	53	ACEVEDO MENDOZA Yareli	MEX			5				5		6		2		20	-20	-4
17	101	le NET Marie	FRA					1				5		17		20	-20	-14
18	97	ISASI CRISTOBAL Ziortza	ESP			1								14		20	-20	-19
19	66	EBERHARDT Verena	AUT											9		20	-20	-20
20	56	ANDRES Michelle	SUI											10		20	-20	-20
21	119	LEUNG Bo Yee	HKG											15		40	-40	-40
22	134	CAUCHOIS ONE Fanny Malissa	LAO													20	-20	DNF

<b>LEGEND</b>	-	Points lost	+	Points gained	DNF	Did Not Finish	No.	Number
---------------	---	-------------	---	---------------	-----	----------------	-----	--------

**HOST PARTNERS**



**MAIN PARTNERS**



**OFFICIAL PARTNERS**



**OFFICIAL SUPPLIERS**



**Women Elite Points Race / Course aux points femmes élités**

**Start List / Liste de départ**

Tue 8 Aug 2023 - Race distance: 100 laps (25km) with 10 sprints

Race Number	Name	Sport Class	NAT
<b>At the fence</b>			
15	EVANS Neah		GBR
159	KARASIEWICZ Karolina		POL
27	RAAIJMAKERS Marit		NED
53	ACEVEDO MENDOZA Yareli		MEX
134	CAUCHOIS ONE Fanny Malissa		LAO
52	UCHINO Tsuyaka		JPN
119	LEUNG Bo Yee		HKG
56	ANDRES Michelle		SUI
59	KOZIEVA Nafosat		UZB
73	BONHOMME Ariane		CAN
62	BAKER Georgia		AUS
<b>At the blue band</b>			
127	ZANARDI Silvia		ITA
4	KOPECKY Lotte		BEL
66	EBERHARDT Verena		AUT
97	ISASI CRISTOBAL Ziortza		ESP
82	LIU Jiali		CHN
101	le NET Marie		FRA
39	WILLIAMS Lily		USA
30	DRUMMOND Michaela		NZL
34	CAMPOS Daniela		POR
48	TEUTENBERG Lea Lin		GER
91	MACHAČOVA Jarmila		CZE

**HOST PARTNERS**



**MAIN PARTNERS**



**OFFICIAL PARTNERS**



**OFFICIAL SUPPLIERS**



**Women Elite Scratch Race / Course scratch femmes élités**

**Results / Résultats**

Fri 4 Aug 2023 - Race distance: 40 laps (10km)

Elapsed time: **11:51**

Average Speed: **50.633km/h**

Rank	Race Number	Name	NAT	Comments
GOLD	38	VALENTE Jennifer	USA	
SILVER	28	van der DUIN Maike	NED	
BRONZE	30	DRUMMOND Michaela	NZL	
4	51	FIDANZA Martina	ITA	
5	98	COPPONI Clara	FRA	
6	52	UCHINO Tsuyaka	JPN	
7	32	PIKULIK Daria	POL	
8	5	COLES-LYSTER Maggie	CAN	
9	29	STENBERG Anita Yvonne	NOR	
10	25	BALEIŠYTE Olivija	LTU	
11	110	ROBERTS Jessica	GBR	
12	20	KAY Emily	IRL	
13	1	MORAN Chloe	AUS	
14	36	LIECHTI Jasmin	SUI	
15	7	ŠEVČIKOVA Petra	CZE	
16	47	REISSNER Lena Charlotte	GER	
17	140	GAXIOLA GONZALEZ Maria Antonieta	MEX	
18	3	de CLERCQ Katrijn	BEL	
19	35	MARTINS Maria	POR	
20	17	LEE Sze Wing	HKG	
21	2	JOSEPH Amber	BAR	
22	11	LARRARTE ARTEAGA Eukene	ESP	
23	58	BAČIKOVA Alžbeta	SVK	
24	10	ZAYED AHMED Ebtissam	EGY	

**HOST PARTNERS**



**MAIN PARTNERS**



**OFFICIAL PARTNERS**



**OFFICIAL SUPPLIERS**



**Women Elite Scratch Race / Course scratch femmes élités**

**Start List / Liste de départ**

Fri 4 Aug 2023 - Race distance: 40 laps (10km)

Race Number	Name	NAT
<b>At the fence</b>		
51	FIDANZA Martina	ITA
29	STENBERG Anita Yvonne	NOR
7	ŠEVČIKOVA Petra	CZE
35	MARTINS Maria	POR
58	BAČIKOVA Alžbeta	SVK
10	ZAYED AHMED Ebtissam	EGY
110	ROBERTS Jessica	GBR
20	KAY Emily	IRL
38	VALENTE Jennifer	USA
2	JOSEPH Amber	BAR
47	REISSNER Lena Charlotte	GER
98	COPPONI Clara	FRA
<b>At the blue band</b>		
1	MORAN Chloe	AUS
28	van der DUIN Maike	NED
30	DRUMMOND Michaela	NZL
3	de CLERCQ Katrijn	BEL
5	COLES-LYSTER Maggie	CAN
25	BALEIŠYTE Olivija	LTU
11	LARRARTE ARTEAGA Eukene	ESP
17	LEE Sze Wing	HKG
32	PIKULIK Daria	POL
140	GAXIOLA GONZALEZ Maria Antonieta	MEX
52	UCHINO Tsuyaka	JPN
36	LIECHTI Jasmin	SUI

**HOST PARTNERS**



**MAIN PARTNERS**



**OFFICIAL PARTNERS**



**OFFICIAL SUPPLIERS**



Women Elite Elimination Race / Course par élimination femmes élites

Results / Résultats

Sun 6 Aug 2023

Elapsed time: 15:29

Average Speed: 52.314km/h

Rank	Race Number	Name	NAT
GOLD	4	KOPECKY Lotte	BEL
SILVER	13	FORTIN Valentine	FRA
BRONZE	38	VALENTE Jennifer	USA
4	50	BARBIERI Rachele	ITA
5	45	BARKER Elinor	GBR
6	25	BALEIŠYTE Olivija	LTU
7	6	van DAM Sarah	CAN
8	29	STENBERG Anita Yvonne	NOR
9	48	TEUTENBERG Lea Lin	GER
10	53	ACEVEDO MENDOZA Yareli	MEX
11	10	ZAYED AHMED Ebtissam	EGY
12	55	LORKOWSKA Patrycja	POL
13	24	KAKITA Maho	JPN
14	41	BARTOVA Gabriela	CZE
15	16	MILAKI Argyro	GRE
16	27	RAAIJMAKERS Marit	NED
17	58	BAČIKOVA Alžbeta	SVK
18	59	KOZIEVA Nafosat	UZB
19	1	MORAN Chloe	AUS
20	54	SHEARMAN Emily	NZL
21	57	METTRAUX Lena	SUI
22	20	KAY Emily	IRL
23	43	RODRIGUEZ CORDERO Laura	ESP

HOST PARTNERS



MAIN PARTNERS



OFFICIAL PARTNERS



OFFICIAL SUPPLIERS



Women Elite Elimination Race / Course par élimination femmes élites

Start List / Liste de départ

Sun 6 Aug 2023

Race Number	Name	NAT
<b>At the fence</b>		
4	KOPECKY Lotte	BEL
48	TEUTENBERG Lea Lin	GER
29	STENBERG Anita Yvonne	NOR
10	ZAYED AHMED Ebtissam	EGY
55	LORKOWSKA Patrycja	POL
54	SHEARMAN Emily	NZL
25	BALEIŠYTE Olivija	LTU
13	FORTIN Valentine	FRA
20	KAY Emily	IRL
41	BARTOVA Gabriela	CZE
1	MORAN Chloe	AUS
45	BARKER Elinor	GBR
<b>At the blue band</b>		
38	VALENTE Jennifer	USA
50	BARBIERI Rachele	ITA
58	BAČIKOVA Alžbeta	SVK
6	van DAM Sarah	CAN
53	ACEVEDO MENDOZA Yareli	MEX
43	RODRIGUEZ CORDERO Laura	ESP
27	RAAIJMAKERS Marit	NED
16	MILAKI Argyro	GRE
57	METTRAUX Lena	SUI
59	KOZIEVA Nafosat	UZB
24	KAKITA Maho	JPN

HOST PARTNERS



MAIN PARTNERS



OFFICIAL PARTNERS



OFFICIAL SUPPLIERS





**Women Elite Omnium / Omnium femmes élités**  
**Final Classification / Classement final**

Rank	Race Number	Name	NAT	Scratch Race 1/4	Tempo Race 2/4	Elimination Race 3/4	Sub Total Points	Points Race 4/4 (80 Laps - 20 Km)										Total Points	
								Sprint Points								Lap Points			Finish Order
								1	2	3	4	5	6	7	8	+	-		
GOLD	38	VALENTE Jennifer	USA	38 (2)	40 (1)	38 (2)	116 (1)			5		3		1		20	-	19	145
SILVER	8	DIDERIKSEN Amalie	DEN	32 (5)	26 (8)	30 (6)	88 (5)				1	2	2	3		40		23	136
BRONZE	4	KOPECKY Lotte	BEL	30 (6)	8 (17)	40 (1)	78 (6)				2		5	2	6	40		2	133
	4	ARCHIBALD Katie	GBR	34 (4)	22 (10)	14 (14)	70 (8)		5			5	3		4	40		3	127
	5	FORTIN Valentine	FRA	20 (11)	38 (2)	36 (3)	94 (3)				3					20		5	117
	6	WOLLASTON Ally	NZL	40 (1)	36 (3)	20 (11)	96 (2)	5	3	3				5				14	112
	7	PIKULIK Daria	POL	4 (19)	34 (4)	4 (19)	42 (16)		1		5				10	20		1	78
	8	KAJIHARA Yumi	JPN	24 (9)	32 (5)	18 (12)	74 (7)											6	74
	9	GILLESPIE Lara	IRL	14 (14)	28 (7)	24 (9)	66 (10)	3					1					8	70
	10	MARTINS Maria	POR	22 (10)	16 (13)	32 (5)	70 (9)											11	70
	11	w PATERNOSTER Letizia	ITA	36 (3)	18 (12)	34 (4)	88 (4)										20	24	68
	12	RAAIJMAKERS Marit	NED	26 (8)	14 (14)	26 (8)	66 (11)											7	66
	13	STENBERG Anita Yvonne	NOR	8 (17)	24 (9)	28 (7)	60 (12)	2		1								18	63
	14	BALEIŠYTE Olivija	LTU	16 (13)	20 (11)	22 (10)	58 (13)											9	58
	15	COLES-LYSTER Maggie	CAN	28 (7)	2 (20)	16 (13)	46 (14)											12	46
	16	LARRARTE ARTEAGA Eukene	ESP	1 (22)	30 (6)	12 (15)	43 (15)											21	43
	17	LEE Sze Wing	HKG	12 (15)	10 (16)	10 (16)	32 (17)		2									16	34
	18	ŠEVČIKOVA Petra	CZE	18 (12)	1 (23)	6 (18)	25 (18)											13	25
	19	MILAKI Argyro	GRE	10 (16)	1 (21)	8 (17)	19 (19)								2			4	21
	20	MORAN Chloe	AUS	2 (20)	12 (15)	1 (24)	15 (20)					1						22	16
	21	ZAYED AHMED Ebtissam	EGY	6 (18)	4 (19)	2 (20)	12 (21)				2							15	14
	22	w SEITZ Aline	SUI	1 (24)	6 (18)	1 (21)	8 (22)	1										10	9
	23	JOSEPH Amber	BAR	1 (21)	1 (22)	1 (23)	3 (23)											17	3
	24	VELASCO FUENTES Victoria	MEX	1 (23)	1 (24)	1 (22)	3 (24)											20	3
Elapsed Time: 24:10 - Average Speed: 49.655km/h																			

Communiqué approved by the Secretary of the Commissaires Panel:

**Note:**

Points scale for the first three races: 1st: 40 points, 2nd: 38 points, 3rd: 36 points, etc.

**LEGEND**

+ Points gained      - Points lost      nn (x) Points (Rank)      w Warning

**HOST PARTNERS****MAIN PARTNERS****OFFICIAL PARTNERS****OFFICIAL SUPPLIERS**

Women Elite Omnium / Omnium femmes élités

Results Progression / Tableau de progression

Rank	Race No.	Name	NAT	Scratch Race 1/4		Tempo Race 2/4		Elimination Race 3/4		Points Race 4/4	
				Rank	Points	Rank	Points	Rank	Points	Points	
1	38	VALENTE Jennifer	USA	Race result:	2	38	1	40	2	38	29
				Overall:	2	38	1	78	1	116	145
2	8	DIDERIKSEN Amalie	DEN	Race result:	5	32	8	26	6	30	48
				Overall:	5	32	4	58	5	88	136
3	4	KOPECKY Lotte	BEL	Race result:	6	30	17	8	1	40	55
				Overall:	6	30	11	38	6	78	133
4	14	ARCHIBALD Katie	GBR	Race result:	4	34	10	22	14	14	57
				Overall:	4	34	5	56	8	70	127
5	13	FORTIN Valentine	FRA	Race result:	11	20	2	38	3	36	23
				Overall:	11	20	3	58	3	94	117
6	31	WOLLASTON Ally	NZL	Race result:	1	40	3	36	11	20	16
				Overall:	1	40	2	76	2	96	112
7	32	PIKULIK Daria	POL	Race result:	19	4	4	34	19	4	36
				Overall:	19	4	10	38	16	42	78
8	23	KAJIHARA Yumi	JPN	Race result:	9	24	5	32	12	18	
				Overall:	9	24	6	56	7	74	74
9	19	GILLESPIE Lara	IRL	Race result:	14	14	7	28	9	24	4
				Overall:	14	14	8	42	10	66	70
10	35	MARTINS Maria	POR	Race result:	10	22	13	16	5	32	
				Overall:	10	22	12	38	9	70	70
11	22	PATERNOSTER Letizia	ITA	Race result:	3	36	12	18	4	34	-20
				Overall:	3	36	7	54	4	88	68
12	27	RAAIJMAKERS Marit	NED	Race result:	8	26	14	14	8	26	
				Overall:	8	26	9	40	11	66	66
13	29	STENBERG Anita Yvonne	NOR	Race result:	17	8	9	24	7	28	3
				Overall:	17	8	14	32	12	60	63
14	25	BALEIŠYTE Olivija	LTU	Race result:	13	16	11	20	10	22	
				Overall:	13	16	13	36	13	58	58
15	5	COLES-LYSTER Maggie	CAN	Race result:	7	28	20	2	13	16	
				Overall:	7	28	16	30	14	46	46
16	11	LARRARTE ARTEAGA Eukene	ESP	Race result:	22	1	6	30	15	12	
				Overall:	22	1	15	31	15	43	43
17	17	LEE Sze Wing	HKG	Race result:	15	12	16	10	16	10	2
				Overall:	15	12	17	22	17	32	34
18	7	ŠEVČIKOVA Petra	CZE	Race result:	12	18	23	1	18	6	
				Overall:	12	18	18	19	18	25	25
19	16	MILAKI Argyro	GRE	Race result:	16	10	21	1	17	8	2
				Overall:	16	10	20	11	19	19	21
20	1	MORAN Chloe	AUS	Race result:	20	2	15	12	24	1	1
				Overall:	20	2	19	14	20	15	16
21	10	ZAYED AHMED Ebtissam	EGY	Race result:	18	6	19	4	20	2	2
				Overall:	18	6	21	10	21	12	14
22	37	SEITZ Aline	SUI	Race result:	24	1	18	6	21	1	1
				Overall:	24	1	22	7	22	8	9
23	2	JOSEPH Amber	BAR	Race result:	21	1	22	1	23	1	
				Overall:	21	1	23	2	23	3	3
24	26	VELASCO FUENTES Victoria	MEX	Race result:	23	1	24	1	22	1	
				Overall:	23	1	24	2	24	3	3

HOST PARTNERS



MAIN PARTNERS



OFFICIAL PARTNERS



OFFICIAL SUPPLIERS



**Women Elite Omnium / Omnium femmes élités**

**Results Progression / Tableau de progression**

Rank	Race No.	Name	NAT	Scratch Race 1/4		Tempo Race 2/4		Elimination Race 3/4		Points Race 4/4
				Rank	Points	Rank	Points	Rank	Points	Points

**Note:**  
Points scale for the first three races: 1st: 40 points, 2nd: 38 points, 3rd: 36 points, etc.

**LEGEND**  
No. Number

**HOST PARTNERS**



**MAIN PARTNERS**



**OFFICIAL PARTNERS**



**OFFICIAL SUPPLIERS**



**Women Elite Omnium / Omnium femmes élités**  
**Points Race 4/4 / Course aux points 4/4**  
**Start List / Liste de départ**

Wed 9 Aug 2023 - Race distance: 80 laps (20km) with 8 sprints

Race Number	Name	Sport Class	NAT
<b>At the fence</b>			
38	VALENTE Jennifer		USA
13	FORTIN Valentine		FRA
8	DIDERIKSEN Amalie		DEN
23	KAJIHARA Yumi		JPN
35	MARTINS Maria		POR
27	RAAIJMAKERS Marit		NED
25	BALEIŠYTE Olivija		LTU
11	LARRARTE ARTEAGA Eukene		ESP
17	LEE Sze Wing		HKG
16	MILAKI Argyro		GRE
10	ZAYED AHMED Ebtissam		EGY
2	JOSEPH Amber		BAR
<b>At the blue band</b>			
31	WOLLASTON Ally		NZL
22	<b>w</b> PATERNOSTER Letizia		ITA
4	KOPECKY Lotte		BEL
14	ARCHIBALD Katie		GBR
19	GILLESPIE Lara		IRL
29	STENBERG Anita Yvonne		NOR
5	COLES-LYSTER Maggie		CAN
32	PIKULIK Daria		POL
7	ŠEVČIKOVA Petra		CZE
1	MORAN Chloe		AUS
37	<b>w</b> SEITZ Aline		SUI
26	VELASCO FUENTES Victoria		MEX

<b>LEGEND</b>
<b>w</b> Warning

**HOST PARTNERS**



**MAIN PARTNERS**



**OFFICIAL PARTNERS**



**OFFICIAL SUPPLIERS**



**Women Elite Omnium / Omnium femmes élites**  
**Elimination Race 3/4 / Course par élimination 3/4**  
**Results / Résultats**

Wed 9 Aug 2023

Elapsed time: **14:47**

Average Speed: **58.850km/h**

Rank	Race Number	Name	NAT
1	4	KOPECKY Lotte	BEL
2	38	VALENTE Jennifer	USA
3	13	FORTIN Valentine	FRA
4	22 w	PATERNOSTER Letizia	ITA
5	35	MARTINS Maria	POR
6	8	DIDERIKSEN Amalie	DEN
7	29	STENBERG Anita Yvonne	NOR
8	27	RAAIJMAKERS Marit	NED
9	19	GILLESPIE Lara	IRL
10	25	BALEIŠYTE Olivija	LTU
11	31	WOLLASTON Ally	NZL
12	23	KAJIHARA Yumi	JPN
13	5	COLES-LYSTER Maggie	CAN
14	14	ARCHIBALD Katie	GBR
15	11	LARRARTE ARTEAGA Eukene	ESP
16	17	LEE Sze Wing	HKG
17	16	MILAKI Argyro	GRE
18	7	ŠEVČIKOVA Petra	CZE
19	32	PIKULIK Daria	POL
20	10	ZAYED AHMED Ebtissam	EGY
21	37 w	SEITZ Aline	SUI
22	26	VELASCO FUENTES Victoria	MEX
23	2	JOSEPH Amber	BAR
24	1	MORAN Chloe	AUS

LEGEND	
w	Warning

**HOST PARTNERS**



**MAIN PARTNERS**



**OFFICIAL PARTNERS**



**OFFICIAL SUPPLIERS**



**Women Elite Omnium / Omnium femmes élites  
Elimination Race 3/4 / Course par élimination 3/4  
Start List / Liste de départ**

Wed 9 Aug 2023

Race Number	Name	Sport Class	NAT
<b>At the fence</b>			
38	VALENTE Jennifer		USA
13	FORTIN Valentine		FRA
14	ARCHIBALD Katie		GBR
22	w PATERNOSTER Letizia		ITA
27	RAAIJMAKERS Marit		NED
4	KOPECKY Lotte		BEL
25	BALEIŠYTE Olivija		LTU
11	LARRARTE ARTEAGA Eukene		ESP
17	LEE Sze Wing		HKG
1	MORAN Chloe		AUS
10	ZAYED AHMED Ebtissam		EGY
2	JOSEPH Amber		BAR
<b>At the blue band</b>			
31	WOLLASTON Ally		NZL
8	DIDERIKSEN Amalie		DEN
23	KAJIHARA Yumi		JPN
19	GILLESPIE Lara		IRL
32	PIKULIK Daria		POL
35	MARTINS Maria		POR
29	STENBERG Anita Yvonne		NOR
5	COLES-LYSTER Maggie		CAN
7	ŠEVČIKOVA Petra		CZE
16	MILAKI Argyro		GRE
37	w SEITZ Aline		SUI
26	VELASCO FUENTES Victoria		MEX

<b>LEGEND</b>
w Warning

**HOST PARTNERS**



**MAIN PARTNERS**



**OFFICIAL PARTNERS**



**OFFICIAL SUPPLIERS**



**Women Elite Omnium / Omnium femmes élités**  
**Tempo Race 2/4 / Course tempo 2/4**  
**Results / Résultats**

Wed 9 Aug 2023 - Race distance: 30 laps (7.5km)

Elapsed time: 8:10

Average Speed: 55.102km/h

Rank	Race Number	Name	NAT	Sprints Won	Lap Points			Finish Order	Total Points
					+	-	Balance		
1	38	VALENTE Jennifer	USA	7, 8, 9, 10, 11, 12, 13, 14, 15, 16	20	20	21	30	
2	13	FORTIN Valentine	FRA	1, 2, 3, 4, 5, 6	20	20	17	26	
3	31	WOLLASTON Ally	NZL	17, 19, 20	20	20	19	23	
4	32	PIKULIK Daria	POL	18	20	20	13	21	
5	23	KAJIHARA Yumi	JPN		20	20	24	20	
6	11	LARRARTE ARTEAGA Eukene	ESP	21, 22			22	2	
7	19	GILLESPIE Lara	IRL	26			1	1	
8	8	DIDERIKSEN Amalie	DEN	25			5	1	
9	29	STENBERG Anita Yvonne	NOR	23			7	1	
10	14	ARCHIBALD Katie	GBR	24			8	1	
11	25	BALEIŠYTE Olivija	LTU				2	0	
12	22	w PATERNOSTER Letizia	ITA				3	0	
13	35	MARTINS Maria	POR				4	0	
14	27	RAAIJMAKERS Marit	NED				6	0	
15	1	MORAN Chloe	AUS				9	0	
16	17	LEE Sze Wing	HKG				10	0	
17	4	KOPECKY Lotte	BEL				11	0	
18	37	w SEITZ Aline	SUI				12	0	
19	10	ZAYED AHMED Ebtissam	EGY				14	0	
20	5	COLES-LYSTER Maggie	CAN				15	0	
21	16	MILAKI Argyro	GRE				16	0	
22	2	JOSEPH Amber	BAR				18	0	
23	7	ŠEVČIKOVA Petra	CZE				20	0	
24	26	VELASCO FUENTES Victoria	MEX				23	0	

**LEGEND**

- Points lost                      + Points gained                      w Warning

**HOST PARTNERS**



**MAIN PARTNERS**



**OFFICIAL PARTNERS**



**OFFICIAL SUPPLIERS**



**Women Elite Omnium / Omnium femmes élites**  
**Tempo Race 2/4 / Course tempo 2/4**  
**Start List / Liste de départ**

Wed 9 Aug 2023 - Race distance: 30 laps (7.5km)

Race Number	Name	Sport Class	NAT
<b>At the fence</b>			
31	WOLLASTON Ally		NZL
22 w	PATERNOSTER Letizia		ITA
8	DIDERIKSEN Amalie		DEN
5	COLES-LYSTER Maggie		CAN
23	KAJIHARA Yumi		JPN
13	FORTIN Valentine		FRA
25	BALEIŠYTE Olivija		LTU
17	LEE Sze Wing		HKG
29	STENBERG Anita Yvonne		NOR
32	PIKULIK Daria		POL
2	JOSEPH Amber		BAR
26	VELASCO FUENTES Victoria		MEX
<b>At the blue band</b>			
38	VALENTE Jennifer		USA
14	ARCHIBALD Katie		GBR
4	KOPECKY Lotte		BEL
27	RAAIJMAKERS Marit		NED
35	MARTINS Maria		POR
7	ŠEVČIKOVA Petra		CZE
19	GILLESPIE Lara		IRL
16	MILAKI Argyro		GRE
10	ZAYED AHMED Ebtissam		EGY
1	MORAN Chloe		AUS
11	LARRARTE ARTEAGA Eukene		ESP
37 w	SEITZ Aline		SUI

<b>LEGEND</b>
w Warning

**HOST PARTNERS**



**MAIN PARTNERS**



**OFFICIAL PARTNERS**



**OFFICIAL SUPPLIERS**





**Women Elite Omnium / Omnium femmes élites**  
**Scratch Race 1/4 / Course scratch 1/4**  
**Results / Résultats**

Wed 9 Aug 2023 - Race distance: 30 laps (7.5km)

Elapsed time: **8:59**

Average Speed: **50.093km/h**

Rank	Race Number	Name	NAT	Comments
1	31	WOLLASTON Ally	NZL	
2	38	VALENTE Jennifer	USA	
3	22 w	PATERNOSTER Letizia	ITA	
4	14	ARCHIBALD Katie	GBR	
5	8	DIDERIKSEN Amalie	DEN	
6	4	KOPECKY Lotte	BEL	
7	5	COLES-LYSTER Maggie	CAN	
8	27	RAAIJMAKERS Marit	NED	
9	23	KAJIHARA Yumi	JPN	
10	35	MARTINS Maria	POR	
11	13	FORTIN Valentine	FRA	
12	7	ŠEVČIKOVA Petra	CZE	
13	25	BALEIŠYTE Olivija	LTU	
14	19	GILLESPIE Lara	IRL	
15	17	LEE Sze Wing	HKG	
16	16	MILAKI Argyro	GRE	
17	29	STENBERG Anita Yvonne	NOR	
18	10	ZAYED AHMED Ebtissam	EGY	
19	32	PIKULIK Daria	POL	
20	1	MORAN Chloe	AUS	
21	2	JOSEPH Amber	BAR	
22	11	LARRARTE ARTEAGA Eukene	ESP	
23	26	VELASCO FUENTES Victoria	MEX	
24	37 w	SEITZ Aline	SUI	

**No 22 PATERNOSTER Letizia (ITA)**

Warning for crowding their opponent with the intention of causing them to slow down.  
 Avertissement pour avoir tassé l'adversaire dans le but de le faire ralentir.

**LEGEND**

w Warning

**HOST PARTNERS**



**MAIN PARTNERS**



**OFFICIAL PARTNERS**



**OFFICIAL SUPPLIERS**



**Women Elite Omnium / Omnium femmes élités**  
**Scratch Race 1/4 / Course scratch 1/4**  
**Start List / Liste de départ**

Wed 9 Aug 2023 - Race distance: 30 laps (7.5km)

Race Number	Name	Sport Class	NAT
<b>At the fence</b>			
38	VALENTE Jennifer		USA
4	KOPECKY Lotte		BEL
14	ARCHIBALD Katie		GBR
8	DIDERIKSEN Amalie		DEN
5	COLES-LYSTER Maggie		CAN
17	LEE Sze Wing		HKG
37	<b>w</b> SEITZ Aline		SUI
19	GILLESPIE Lara		IRL
2	JOSEPH Amber		BAR
31	WOLLASTON Ally		NZL
26	VELASCO FUENTES Victoria		MEX
22	PATERNOSTER Letizia		ITA
<b>At the blue band</b>			
29	STENBERG Anita Yvonne		NOR
35	MARTINS Maria		POR
7	ŠEVČIKOVA Petra		CZE
32	PIKULIK Daria		POL
25	BALEIŠYTE Olivija		LTU
11	LARRARTE ARTEAGA Eukene		ESP
10	ZAYED AHMED Ebtissam		EGY
23	KAJIHARA Yumi		JPN
16	MILAKI Argyro		GRE
1	MORAN Chloe		AUS
27	RAAIJMAKERS Marit		NED
13	FORTIN Valentine		FRA

<b>LEGEND</b>
<b>w</b> Warning

**HOST PARTNERS**



**MAIN PARTNERS**



**OFFICIAL PARTNERS**



**OFFICIAL SUPPLIERS**



**Women Elite Madison / Madison femmes élites**

**Results / Résultats**

Mon 7 Aug 2023 - Race distance: 120 laps (30km) with 12 sprints

Elapsed time: 35:57

Average Speed: 50.070km/h

Rank	Race Number	NAT Name	Sprint Number												Lap Points			Finish Order	Points	
			1	2	3	4	5	6	7	8	9	10	11	12	+	-	Balance			
GOLD	5	<b>GBR - Great Britain</b>			5	5	3	1	2	5	2	2	1	2				4	28	
		Black EVANS Neah																		
		Red BARKER Elinor																		
SILVER	15	<b>AUS - Australia</b>		2		3		3	3	3	5			6				2	25	
		Black BAKER Georgia																		
		Red MANLY Alexandra																		
BRONZE	2	<b>FRA - France</b>	5	1	3			1	2							10			1	22
		Black BERTEAU Victoire																		
		Red COPPONI Clara																		
4	6	<b>POL - Poland</b>	3			1					5	2	3	3		4			3	21
		Black PIKULIK Daria																		
		Red PIKULIK Wiktoria																		
5	4	<b>ITA - Italy</b>			2	1			5		1			5				15	14	
		Black FIDANZA Martina																		
		Red CONSONNI Chiara																		
6	14	<b>USA - United States</b>	2	3			2							3				5	10	
		Black VALENTE Jennifer																		
		Red WILLIAMS Lily																		
7	10	<b>NZL - New Zealand</b>		5			5											8	10	
		Black WOLLASTON Ally																		
		Red BOTHA Bryony																		
8	17	<b>JPN - Japan</b>											5					14	5	
		Black KAJIHARA Yumi																		
		Red UCHINO Tsuyaka																		
9	3	<b>DEN - Denmark</b>												2				7	2	
		Black DIDERIKSEN Amalie																		
		Red KLINGE Ellen																		
10	7	<b>NED - Netherlands</b>				2												13	2	
		Black RAAIJMAKERS Marit																		
		Red van der DUIN Maïke																		
11	11	<b>GER - Germany</b>							1			1				20		10	-18	
		Black TEUTENBERG Lea Lin																		
		Red BRAUSSE Franziska																		
12	9	<b>IRL - Ireland</b>	1									1				20		11	-18	
		Black GILLESPIE Lara																		
		Red SHARPE Alice																		
13	1	<b>BEL - Belgium</b>														20		6	-20	
		Black de CLERCQ Katrijn																		
		Red HESTERS Helene																		
14	8	<b>SUI - Switzerland</b>														40		9	-40	
		Black SEITZ Aline																		
		Red ANDRES Michelle																		
15	12	<b>CZE - Czechia</b>														40		12	-40	
		Black ŠEVČIKOVA Petra																		
		Red KOHOUTKOVA Kateřina																		
16	13	<b>UZB - Uzbekistan</b>														40		DNF		
		Black KOZIEVA Nafosat																		
		Red MISYURINA Margarita																		

**HOST PARTNERS**



**MAIN PARTNERS**



**OFFICIAL PARTNERS**



**OFFICIAL SUPPLIERS**



**Women Elite Madison / Madison femmes élites**

**Results / Résultats**

Mon 7 Aug 2023 - Race distance: 120 laps (30km) with 12 sprints

Elapsed time: 35:57

Average Speed: 50.070km/h

Rank	Race Number	NAT Name	Sprint Number												Lap Points			Finish Order	Points		
			1	2	3	4	5	6	7	8	9	10	11	12	+	-	Balance				
17	18	<b>MEX - Mexico</b>																40	-40		DNF
		Black GAXIOLA GONZALEZ Maria																			
		Red SALAZAR VAZQUEZ Lizbeth Yarely																			
18	16	<b>HKG - Hong Kong, China</b>																20	-20		DNF
		Black LEE Sze Wing																			
		Red YANG Qianyu																			

**SUI - Switzerland**

Warning for dangerous riding during the race.

Avertissement pour manoeuvre dangereuse au cours de l'épreuve.

**LEGEND**

- Points lost      + Points gained      DNF Did Not Finish      w Warning

**HOST PARTNERS**



**MAIN PARTNERS**



**OFFICIAL PARTNERS**



**OFFICIAL SUPPLIERS**



**Women Elite Madison / Madison femmes élites**

**Start List / Liste de départ**

Mon 7 Aug 2023 - Race distance: 120 laps (30km) with 12 sprints

Race Number	NAT	Colour	Name
1	BEL - Belgium	BLACK RED	de CLERCQ Katrijn HESTERS Helene
2	FRA - France	BLACK RED	BERTEAU Victoire COPPONI Clara
3	DEN - Denmark	BLACK RED	DIDERIKSEN Amalie KLINGE Ellen
4	ITA - Italy	BLACK RED	FIDANZA Martina CONSONNI Chiara
5	GBR - Great Britain	BLACK RED	EVANS Neah BARKER Elinor
6	POL - Poland	BLACK RED	PIKULIK Daria PIKULIK Wiktorja
7	NED - Netherlands	BLACK RED	RAAIJMAKERS Marit van der DUIN Maïke
8	SUI - Switzerland	BLACK RED	SEITZ Aline ANDRES Michelle
9	IRL - Ireland	BLACK RED	GILLESPIE Lara SHARPE Alice
10	NZL - New Zealand	BLACK RED	WOLLASTON Ally BOTH A Bryony
11	GER - Germany	BLACK RED	TEUTENBERG Lea Lin BRAUSSE Franziska
12	CZE - Czechia	BLACK RED	ŠEVČIKOVA Petra KOHOUTKOVA Kateřina
13	UZB - Uzbekistan	BLACK RED	KOZIEVA Nafosat MISYURINA Margarita
14	USA - United States	BLACK RED	VALENTE Jennifer WILLIAMS Lily
15	AUS - Australia	BLACK RED	BAKER Georgia MANLY Alexandra
16	HKG - Hong Kong, China	BLACK RED	LEE Sze Wing YANG Qianyu

**HOST PARTNERS**



**MAIN PARTNERS**



**OFFICIAL PARTNERS**



**OFFICIAL SUPPLIERS**



**Women Elite Madison / Madison femmes élites**

**Start List / Liste de départ**

Mon 7 Aug 2023 - Race distance: 120 laps (30km) with 12 sprints

Race Number	NAT	Colour	Name
17	JPN - Japan	BLACK RED	KAJIHARA Yumi UCHINO Tsuyaka
18	MEX - Mexico	BLACK RED	GAXIOLA GONZALEZ Maria Antonieta SALAZAR VAZQUEZ Lizbeth Yarely

**HOST PARTNERS**



**MAIN PARTNERS**



**OFFICIAL PARTNERS**



**OFFICIAL SUPPLIERS**

