

T+ TISSOT



**2024 TRACK
WORLD CHAMPIONSHIPS**



**BALLERUP - COPENHAGEN
DENMARK**



RESULTS BOOK



UCI TECHNICAL OFFICIALS / OFFICIELS TECHNIQUES DE L'UCI

Commissaires Panel appointed by the UCI Management Committee

Collège des Commissaires désigné par le Comité Directeur UCI

Andreas GENSHEIMER	GER	President / Président
Trevor READE	GBR	Secretary / Secrétaire
Hans-Christian LYKKEGAARD	DEN	Starter
Luc HERPELINCK	BEL	Judge Referee / Juge Arbitre
Julia GILBERT	GBR	Member / Membre
Zachary MAINO	USA	Member / Membre
Chi Yu WONG	HKG	Member / Membre
Christian MAGIERA	GER	Technical Commissaire / Commissaire technique
Willi TARRAN	GBR	Technical Commissaire / Commissaire technique

Assistant National Commissaires appointed by the National Federation

Commissaires nationaux adjoints désignés par la Fédération Nationale

Kim SKIVILD, Mads RASMUSSEN, Thor SKIVILD, Flemming SØNDERGAARD, Jens RENNERRIES, Bent MEYER, Kay FREDERIKSEN, Jan KREUTZFELDT, Michael HANSEN, Sanne PLANK, Lars GRONEMANN, Kasper LÆSSØ

UCI Technical Delegate / Délégué Technique de l'UCI Cyrille TRONCHE FRA

Official UCI Doctor / Médecin UCI Officiel Dr. Xavier BIGARD FRA

TITLE PARTNER	MAIN PARTNER	OFFICIAL PARTNER		OFFICIAL SUPPLIER
 <small>SWISS WATCHES SINCE 1853</small>			 <small>HOME OF BUILDERS</small>	 <small>JESPER TORVEKØKKEN</small>
HOST PARTNER				
			 <small>DANMARKS CYKLE UNION</small>	

GENERAL INFORMATION – REMINDER OF DISPOSITIONS

Confirmations and modifications of starters

- The confirmation of the riders done on Tuesday 15th October is final; nevertheless, Team Managers may forward **modifications** to the Secretary of College of Commissaires (Mr. Trevor READE) until **the start of the first competition session on the day of each event:**

Wednesday 16 th October	Team Pursuit	W, M
	Scratch	W
	Team Sprint	W, M

Thursday 17 th October	Sprint	W
	Keirin	M
	Scratch	M
	Elimination	W
	Team Pursuit	W, M

Friday 18 th October	Kilometre TT	M
	Points Race	M
	Omnium	W
	Individual Pursuit	M
	Sprint	W

Saturday 19 th October	Sprint	M
	Omnium	M
	500m TT	W
	Individual Pursuit	W
	Madison	W

Sunday 20 th October	Sprint	M
	Points Race	W
	Madison	M
	Elimination	M
	Keirin	W

- Team Pursuit & Team Sprint changes: Until 30 minutes before the start of the relevant competition round (article 3.2.079, 3.2.149)
- Only riders previously registered and confirmed for the specific race may be used as replacements.

TITLE PARTNER 	MAIN PARTNER 	OFFICIAL PARTNER 		OFFICIAL SUPPLIER
HOST PARTNER 				

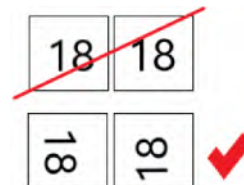
16-20 October 2024 / 16-20 octobre 2024

Communiqué n°2

- Rider registered and confirmed for a specific race and not showing up at the start will be sanctioned by a fine as per art. 9.2.008. Illness can only be accepted as an “act of god” if the rider was declared unfit to race by the official doctor of the competition.

Competitions

- Riders shall ensure that the body number is visible and legible at all times. The body number shall be well fixed and may not be folded or altered. When two numbers are required to be worn, these should be placed low down and on either side of the back, visible to the infield and to the spectators. When a single number is required to be worn, this should be placed low down in the centre of the back. **Body numbers will be distributed at the Team Managers’ meeting.**



During bunch events, Sprint (including the 200m time trial) and Keirin, numbers must be placed on the outer layer of clothing. For Team Pursuit and Team Sprint, Individual Pursuit and Time Trial number pockets are permitted.

- LED devices for the Elimination races will not be used for this competition.
- For Team Pursuit and Team Sprint team staff will be allowed to hold their riders at the start. However, staff are not allowed to push the rider. Pushing a rider will result in a disqualification of the team. Team personnel holding riders must wear closed shoes and team attire.
- Transponders, fitted to the bikes, are mandatory for all events. The transponders will be distributed at the Team Managers’ meeting. These should be returned to the timing provider once the rider has completed all their events.
- All bicycle measurement checking shall be carried out in the equipment check area before entering the track. Riders must come for bicycle-check in adequate time prior to their start. Checking will also be carried out 15 minutes prior to commencing each session of the competition. **Teams are responsible for verifying the legality of replacement equipment that may be used in any event.** Commissaires are entitled to double check positions after the race. Should the bicycle or position have been modified in contravention of the regulations, the rider may be disqualified.
- On board technology equipment that has the ability and purpose to collect or transmit data, information or images is authorized. Conditions of utilizations are defined in art. 1.3.024ter and include:
 - Does not affect the bicycle certification (modification) / Non-removable during the race / Information not visible to the rider.
- In mass start events, the riders shall enter the track from the home straight and leave the track from the back straight only. For the 200m Time Trial, the Team Sprint and the Team Pursuit, riders enter the track on the side from which they start. In all events, all riders (including winners) must exit the track on the back straight.

Team Leaders and Coaches during competitions

TITLE PARTNER	MAIN PARTNER	OFFICIAL PARTNER	OFFICIAL SUPPLIER
<p>TISSOT SWISS WATCHES SINCE 1853</p>	<p>SHIMANO</p>	<p>Santini</p> <p>BigMat HOME OF BUILDERS</p>	<p>GRONBLÅ</p> <p>BORDING DANMARK</p> <p>JESPER TORVEKØKKEN</p> <p>CSE</p> <p>ticketmaster</p>
HOST PARTNER			
<p>SPORT EVENT DENMARK</p>	<p>Ballerup Kommune</p>	<p>KOBENHAVNS CYKELKONFØRER</p>	<p>DCU DANMARKS CYKLE UNION</p>

16-20 October 2024 / 16-20 octobre 2024

Communiqué n°2

- As per article 3.1.012), **during all track events, except Team Pursuit and Individual Pursuit, all team staff shall remain on the infield (off the safety zone and the track).** During Team Pursuit and Individual Pursuit, one coach per team only is permitted on the safety zone. Specific team staff may be permitted to access the safety zone (i.e. the mechanic following a crash) at the Commissaires' discretion. Irrespective of the above, article 3.6.072 applies.
- The access to the track must be kept clear at all times. **All track access ramps shall be kept free of any material and team personnel.**
- Access to the starters' platform is only for officials. All others are not permitted to use this podium. Access to the awards ceremony podium is forbidden except for official ceremonies.

Award Ceremonies

- Riders participating in the awards ceremony must present themselves in the awards ceremonies area 10 minutes before the ceremonies. They must be bare-headed and without headband or glasses, wearing competition apparel and appropriate footwear, until after they leave the official ceremony enclosure.
- In the awards ceremony of team events, all participating riders of the teams (riders who have taken part in one of the rounds) are allowed on the podium as follows:
 - Team Pursuit max.5
 - Team Sprint max.4

General

- Anybody failing to respect the instructions of the race organisation or commissaires will be penalised by a fine of CHF 100-200 as per UCI Regulation 3.10.008 (7.1).
- The wearing of an approved rigid safety helmet, done up in a correct manner, is mandatory for riders at all times when riding on the track surface and safety zone.
- Riders may not wear headphones., while riding on the track.
- Road bikes are not allowed on the track, including the safety zone.
- Bicycles or other equipment may not be left on the safety zone of the track.
- No drinks or food are allowed on the safety zone of the track.
- No ice vests are allowed on the safety zone of the track.
- Riders are not allowed to sit on the track surface.
- Onboard cameras will be used and provided by the UCI for the TV production.
- In final sessions, in all events, all riders will have to exit the track on the back straight and go through the mixed zone.

TITLE PARTNER	MAIN PARTNER	OFFICIAL PARTNER	OFFICIAL SUPPLIER
 TISSOT SWISS WATCHES SINCE 1853		 BigMat HOME OF BUILDERS	 B BORDING DANMARK
		 DCU DANMARKS CYKLE UNION	JESPER TORVEKØKKEN CSE ticketmaster

T+ TISSOT



**2024 TRACK
WORLD CHAMPIONSHIPS**

**BALLERUP - COPENHAGEN
DENMARK**



16-20 October 2024 / 16-20 octobre 2024

Communiqué n°2

- In the media mixed zone, all riders shall pass by foot. No bikes will be allowed in that zone.
- Only equipment to be used on the day can be located infield, others must be stored in team cabins.

TITLE PARTNER	MAIN PARTNER	OFFICIAL PARTNER	OFFICIAL SUPPLIER
 TISSOT SWISS WATCHES SINCE 1853		  HOME OF BUILDERS	  BORDING DANMARK JESPER TORVEKØKKEN 
		  DANMARKS CYKLE UNION	

16-20 October 2024 / 16-20 octobre 2024

Communiqué n°2

INFORMATIONS GENERALES – RAPPEL DES DISPOSITIONS

Confirmations et modifications des partants

- **La confirmation des partants faite mardi 15 octobre est définitive, néanmoins les chefs d'équipes auront la possibilité de transmettre des modifications au Secrétaire du Collège des Commissaires (M.Trevor READE) jusqu'au début de la première session de compétition le jour de l'épreuve soit :**

Mercredi 16 octobre Poursuite par équipes F, H
Scratch Femmes
Vitesse par équipes F, H

Jeudi 17 octobre Vitesse F
Keirin H
Scratch H
Elimination F
Poursuite par équipes F, H

Vendredi 18 octobre Kilomètre c.l.m. H
Course aux points H
Omnium F
Poursuite individuelle H
Vitesse F

Samedi 19 octobre Vitesse H
Omnium H
500m c.l.m. F
Poursuite individuelle F
Madison F

Dimanche 20 octobre Vitesse H
Course aux points F
Madison H
Elimination H
Keirin F

- *Modifications en poursuite par équipes et vitesse par équipes : Au moins 30 minutes avant que la manche de la compétition en question commence (article 3.2.079, 3.2.149)*
- *Tout remplacement d'un coureur confirmé ne peut se faire que par un autre coureur figurant sur la liste des coureurs inscrits en tant que réserve pour l'épreuve en particulier.*

TITLE PARTNER	MAIN PARTNER	OFFICIAL PARTNER	OFFICIAL SUPPLIER
<p>TISSOT SWISS WATCHES SINCE 1853</p>	<p>SHIMANO</p>	<p>Santini</p> <p>BigMat HOME OF BUILDERS</p>	<p>GRONBLÅ</p> <p>BORDING DANMARK</p> <p>JESPER TORVEKØKKEN</p> <p>CSE</p> <p>ticketmaster</p>
HOST PARTNER			
<p>SPORT EVENT DENMARK</p>	<p>Ballerup Kommune</p>	<p>KØBENHAVNS CYKELKØR FORENING</p> <p>DCU DANMARKS CYKLE UNION</p>	

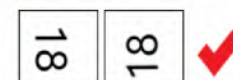
16-20 October 2024 / 16-20 octobre 2024

Communiqué n°2

- Un coureur inscrit et confirmé pour une épreuve et ne se présentant pas au départ sera sanctionné d'une amende conformément à l'art. 9.2.008. Une blessure ou une maladie ne sera reconnue comme un cas de force majeure que si le coureur est déclaré incapable de prendre le départ par le médecin officiel de la compétition

Compétitions

- Les coureurs doivent veiller à ce que le dossard soit toujours bien visible et lisible. Le dossard doit être bien fixé et ne peut être plié ou transformé. Lorsque le port de deux dossards est requis, ces derniers doivent être placés au bas et de chaque côté du dos, visibles au centre de la piste et par les spectateurs. Lorsqu'un seul dossard est requis, il doit être placé au centre et au bas du dos. **Les dossards seront distribués lors de la réunion des Chefs d'Equipe.**



Pour les épreuves en peloton, la Vitesse (incluant le 200m) et le keirin, les dossards doivent être posés sur la tenue de compétition. Les pochettes pour dossards peuvent seulement être utilisées pour la Poursuite par équipes, la Vitesse par équipes, la Poursuite individuelle et le contre la montre.

- Les boîtiers LED pour l'Elimination (Hommes et Femmes) ne seront pas utilisés lors de cette compétition
- Lors de la Poursuite par équipes et de la Vitesse par équipes, les staff des équipes seront autorisés à tenir leurs coureurs au départ. Cependant, il n'est en aucun cas autorisé de pousser le coureur. Pousser un coureur résultera en une disqualification de l'équipe.
- Tous les coureurs doivent avoir leur transpondeur fixé sur leur bicyclette pour toutes les courses. Les transpondeurs seront distribués lors de la réunion des Chefs d'Equipe. Ces derniers devront être retournés une fois que le coureur aura terminé toutes ses épreuves.
- Les contrôles des bicyclettes doivent s'effectuer avant l'entrée en piste à l'endroit du contrôle du matériel. Les coureurs doivent se présenter pour le contrôle des bicyclettes suffisamment à l'avance avant leur départ. Les contrôles s'effectueront 15 minutes avant le départ de chaque compétition. **Les équipes sont chargées de confirmer que leur équipement de remplacement pour tout événement est conforme aux règlements.** Les commissaires sont autorisés à contrôler à nouveau les bicyclettes et les positions après la course de manière aléatoire. Si la bicyclette ou les positions ont été modifiées hors des limites réglementaires, le coureur peut être disqualifié.
- Un équipement technologique embarqué ayant la capacité et pour objet de collecter ou transmettre des données, informations ou images, est autorisé. Les conditions d'utilisation sont définies dans l'article 1.3.024ter et inclut les conditions suivantes :
 - N'affecte pas la certification du vélo / Ne peut pas être retiré pendant la course / L'information n'est pas visible pour le coureur
- Dans les épreuves en peloton, les coureurs montent en piste du côté de la ligne droite d'arrivée. Pour le 200 mètres contre la montre, la Vitesse par équipes et la Poursuite par équipes, les coureurs montent en piste du côté

TITLE PARTNER	MAIN PARTNER	OFFICIAL PARTNER	OFFICIAL SUPPLIER

16-20 October 2024 / 16-20 octobre 2024

Communiqué n°2

où ils prennent le départ. Dans tous les cas, les coureurs quittent la piste du côté de la ligne droite opposée seulement.

Chefs d'équipes et Entraîneurs pendant les compétitions

- Conformément à l'article 3.1.012, **pendant toutes les épreuves sur piste, à l'exception de la poursuite par équipe et de la poursuite individuelle, tout le personnel d'équipe doit rester au centre piste (hors de la zone de sécurité et de la piste).** Pendant la poursuite par équipe et la poursuite individuelle, uniquement un entraîneur par équipe est autorisé dans la zone de sécurité. Le personnel spécifique d'une équipe peut être autorisé à accéder à la zone de sécurité (par exemple le mécanicien à la suite d'un accident) à la discrétion des commissaires. Indépendamment de ce qui précède, l'article 3.6.072 s'applique.
- L'accès à la piste doit être maintenu libre à tout moment. **Toutes rampes d'accès à la piste doivent être maintenues libre de matériel et de personnel.**
- L'accès au podium du starter est uniquement pour les officiels. Toutes les autres personnes ne sont pas autorisées à faire usage du podium. L'accès au podium des cérémonies protocolaire est interdit excepté pour les cérémonies officielles.

Cérémonies protocolaires

- Les coureurs doivent se présenter pour la cérémonie protocolaire dans le délai imparti tête nue, sans bandeau ni lunettes, portant leur équipement de compétition et des chaussures convenables, jusqu'à ce qu'ils quittent l'enceinte de la cérémonie officielle.
- Lors des cérémonies protocolaires des disciplines par équipes, tous les coureurs ayant participé (coureurs ayant participé à l'une des manches) sont autorisés à monter sur le podium comme suit :
 - Poursuite par équipe max 5,
 - Vitesse par équipes max 4,

Généralités

- Toutes personnes ne respectant les instructions de la direction de l'épreuve ou des commissaires seront pénalisés par une amende de CHF 100-200, selon le Règlement UCI 3.10.008 (7.1).
- Le port du casque de sécurité approuvé, correctement ajusté, est toujours obligatoire pour les coureurs roulant sur la surface de la piste et la zone de sécurité.
- Les coureurs roulant sur la piste ne peuvent pas porter d'écouteurs.
- Les vélos de route ne sont pas autorisés sur la piste, y compris la zone de sécurité.
- Il est interdit d'entreposer des bicyclettes ou tout autre équipement sur la zone de sécurité de la piste.
- Aucune boisson ou nourriture ne sont autorisées sur la zone de sécurité de la piste.

TITLE PARTNER	MAIN PARTNER	OFFICIAL PARTNER	OFFICIAL SUPPLIER



16-20 October 2024 / 16-20 octobre 2024

Communiqué n°2

- *Les gilets de glace ne sont pas autorisés dans la zone de sécurité de la piste.*
- *Les coureurs ne sont pas autorisés à s'asseoir sur la piste.*
- *Des caméras embarquées seront utilisées et fournies par l'UCI pour la production TV.*
- *Lors des séances finales, dans toutes les épreuves, tous les coureurs devront sortir de la piste sur la ligne droite à l'arrière et passer par la zone mixte.*
- *Dans la zone mixte réservée aux médias, tous les coureurs devront passer à pied. Aucune moto ne sera autorisée dans cette zone.*
- *Seul le matériel utilisé le jour même peut être placé sur le terrain, les autres doivent être stockés dans les cabines des équipes.*

TITLE PARTNER	MAIN PARTNER	OFFICIAL PARTNER	OFFICIAL SUPPLIER
		 	
		 	   

16-20 October 2024 / 16-20 octobre 2024

Communiqué n°3

TECHNICAL INFORMATION – REMINDER OF DISPOSITIONS

Timed events

- For the start, all bikes shall be placed behind the pursuit line utilising the marks on the track. The starter is the sole judge to stop the race in the case of a false start. A restart will be given immediately.
- As part of the most recent UCI Regulations update that came into effect 01.08.2023, a restart will only be given in the case of a **false start** or a **recognised mishap** as per article 3.2.021ter.
 - Riders must raise their hand to indicate a mishap and that the race should be stopped.

Bunch Events

- During the start, holders are allowed to push their riders, but are not allowed to run from their position while pushing in order to avoid crashes at the start.

Team Pursuit:

- During the first round in case of one team catches another, the commissaires will show a red flag to the team being caught. From this moment the team is not allowed to do a relay on pain of disqualification (art. 3.2.097).
- In the qualifying and the first round all teams need to cover the full distance to record a time, except a team in the last two heats of the first round which catches their opponent. In the event of a catch in either of the last two heats of the first round, the team catching their opponent shall stop as soon as possible to allow their opponents to continue and record a time. Teams caught may not ride in the slipstream of their opponents nor pass them. Teams which catch their opponent may not ride in their slipstream (3.2.086).
- The team of a rider which has stopped following a mishap shall restart at the end of the qualifying rounds, or at a suitable position not to disrupt the preparation of other teams as decided by the Commissaires' Panel.
- Dropped riders should leave the track promptly, when safe to do so.

Sprint & 200-meter Time Trial

- Riders shall wear both number panels during the 200 meters Time Trial.
- When pushing their rider at the start of the 200m, coaches must remain on the safety zone and not go further than the pursuit line while pushing. Failure to respect this directive will result in a fine for not following the commissaires instructions.

Elimination

- If no decision can be made about which rider to eliminate, then no riders shall be eliminated until the next sprint. This shall be indicated by a green flag on the start line.
- An eliminated rider shall leave the track immediately, failing which they shall be penalised depending on the gravity of the situation (relegation with a warning, or disqualification).
- Coaches or Managers who instruct or encourage their rider to continue racing following the announcement of their elimination, will be penalised by a fine of CHF 500 as per UCI Regulation 3.10.008-6.3. Subject to the same penalties, no team representative can approach or try to dispute any decision made by Commissaires during the course of the race.

TITLE PARTNER	MAIN PARTNER	OFFICIAL PARTNER	OFFICIAL SUPPLIER
 TISSOT SWISS WATCHES SINCE 1853		 Santini	 BigMat HOME OF BUILDERS
			 GRONBLÅ B BORDING DANMARK JESPER TORVEKØKKEN CSE ticketmaster



16-20 October 2024 / 16-20 octobre 2024

Communiqué n°3

Individual pursuit

- In the qualifying round all riders need to cover the full distance to record a time. Riders caught may not ride in the slipstream of their opponents nor pass them. Riders who catch their opponents may not ride in their slipstream (art 3.2.056).

Madison

- No feeding will be permitted in the Madison race.
- All riders will start at the fence.

TITLE PARTNER	MAIN PARTNER	OFFICIAL PARTNER	OFFICIAL SUPPLIER
		 	
		 	   

16-20 October 2024 / 16-20 octobre 2024

Communiqué n°3

INFORMATIONS TECHNIQUES – RAPPEL DES DISPOSITIONS

Epreuves chronométrées

- Au départ, tous les vélos doivent être placés derrière la marque sur la piste. Le starter est le seul juge pour arrêter la course en cas de faux départ. Un nouveau départ sera donné immédiatement.
- Conformément à l'article 3.2.021ter et la dernière mise à jour du règlement UCI qui est entrée en vigueur le 01.08.2023, un nouveau départ ne sera donné que dans le cas d'un faux départ ou d'un incident reconnu.
 - Le coureur victime d'un incident reconnu doit lever la main pour indiquer l'incident et pour que la course soit arrêtée.

Epreuves en peloton

- Au départ, les teneurs sont autorisés à pousser leur coureur mais ne sont pas autorisés à courir derrière le coureur afin d'éviter tout accident.

Poursuite par équipes

- Lors du premier tour de compétition, si une équipe est sur le point d'être rejointe, les commissaires le signaleront à l'aide d'un drapeau rouge. A partir de ce moment, l'équipe rejointe ne doit plus passer de relais. Toute désobéissance à cette consigne entraîne la disqualification immédiate de l'équipe (art. 3.2.097).
- Lors du premier tour de compétition, toutes les équipes doivent accomplir la distance totale pour enregistrer leur temps, sauf lors des deux dernières manches du premier tour de compétition, si une équipe rejoint l'autre, l'équipe qui rejoint l'autre équipe est déclarée vainqueur et s'arrête dès que possible afin de permettre à l'autre équipe de terminer la distance et ainsi d'enregistrer un temps. Une équipe rejointe ne peut pas rouler dans le sillage de l'équipe adverse, ni la passer, sous peine de disqualification. De même, l'équipe qui rejoint l'autre ne peut pas rouler dans le sillage de l'équipe adverse, sous peine de disqualification (art.3.2.086).
- L'équipe qui s'est arrêtée après un accident prendra un nouveau départ à la fin des séries qualificatives, ou à un moment approprié déterminé par le Collège des Commissaires pour ne pas perturber la préparation des autres équipes.
- Le coureur largué doit descendre de la piste le plus rapidement possible, de façon sécuritaire.

Vitesse et 200 mètres contre la montre

- Les coureurs doivent porter 2 dossards lors de l'épreuve des 200 mètres.
- Au moment de pousser le coureur au départ du 200m, les entraîneurs doivent rester sur la zone de sécurité et ne pas dépasser la ligne de poursuite au moment de la poussée. Le non-respect de cette directive résultera en une amende pour non-respect des instructions des commissaires.

Elimination

- Si aucune décision ne peut être prise concernant le coureur à éliminer, aucun coureur ne sera éliminé avant le prochain sprint. Ceci doit être indiqué par un drapeau vert sur la ligne de départ.
- Un coureur éliminé doit quitter la piste immédiatement, faute de quoi il se verra pénalisé selon la gravité de la situation (relégation avec un avertissement ou disqualification).
- Les Entraîneurs ou les Chefs d'Equipes qui ordonnent ou encouragent leur coureur à continuer de courir après l'annonce de leur élimination seront pénalisés par une amende de CHF 500, selon le Règlement UCI 3.10.008-

TITLE PARTNER	MAIN PARTNER	OFFICIAL PARTNER	OFFICIAL SUPPLIER
 TISSOT SWISS WATCHES SINCE 1853			 BigMat HOME OF BUILDERS
			 GRONBLÅ B BORDING DANMARK JESPER TORVEKØKKEN CSE ticketmaster



16-20 October 2024 / 16-20 octobre 2024

Communiqué n°3

6.3. *Sous peine des mêmes pénalités, aucun représentant d'équipe ne peut approcher ou tenter de contester toute décision prise par les Commissaires au cours de l'épreuve.*

Poursuite Individuelle

- *Dans la manche de qualification, tous les coureurs doivent parcourir la totalité de la distance pour enregistrer un temps. Les coureurs rattrapés ne peuvent pas rouler dans le sillage de leurs adversaires ni les dépasser. Les coureurs qui rattrapent leurs adversaires ne peuvent pas rouler dans leur sillage (art. 3.2.056).*

Madison

- *Le ravitaillement est interdit*
- *Tous les coureurs partent de la balustrade.*

TITLE PARTNER	MAIN PARTNER	OFFICIAL PARTNER	OFFICIAL SUPPLIER
		 	
		 	   

DOPING CONTROLS

INFORMATION

- Doping Controls (if any) will be conducted under the 2024 Anti-Doping Rules of the UCI and the International Testing Agency (ITA) procedures and instructions.
- The riders selected for the controls will be notified by a chaperone (or another sample collection personnel) and shall report immediately to the doping control station unless there are valid reasons for a delay; the notified rider shall always remain within sight of the chaperone from the first point of contact with the chaperone until the completion of the sample collection procedure. If the award ceremony takes place immediately after the event, a rider required to go to the award ceremony will be escorted first to the award ceremony area, then to the press conference and finally to the Doping Control Station (DCS).
- Each rider notified of their selection for testing must report immediately to the doping control station after finishing the race, save for justified reasons that could cause a delay such as participation in a medal ceremony, fulfilments of media commitment or receiving necessary medical treatment (non-exhaustive list).
- Riders must report to the Sample Collection Personnel (SCP) with their current license; but if it has no photograph, another I.D. with a photo must be presented.
- In order to limit the number of persons at the DCS, it is recommended that the rider presents themselves alone, but at most he may be accompanied by only one person of their choice.
- Riders are strongly recommended to wear a mask to come to the DCS and disinfect their hands when entering.
- Any changes related to the localization of the riders participating in the race (hotel name, address and telephone numbers) must be communicated to the UCI and ITA SCP as soon as possible.

TITLE PARTNER	MAIN PARTNER	OFFICIAL PARTNER	OFFICIAL SUPPLIER	
 TISSOT SWISS WATCHES SINCE 1853	 SHIMANO	 Santini	 BigMat HOME OF BUILDERS	 GRONBLÅ
 SPORT EVENT DENMARK	 Ballerup Kommune	 KØBENHAVNS KOMMUNE	 DCU DANMARKS CYKLE UNION	 BORDING DANMARK
			 JESPER TORVEKØKKEN	 CSE
			 ticketmaster	

CONTRÔLE ANTIDOPAGE

INFORMATION

- Les contrôles antidopage (si applicable) seront effectués selon le Règlement Antidopage de l'UCI 2024 et les procédures et instructions de l'International Testing Agency (ITA).
- Les coureurs sélectionnés pour un contrôle seront avisés par une escorte (chaperon) et devront se présenter immédiatement au poste de contrôle antidopage, à moins qu'il n'y ait des raisons valables de les retarder. Le coureur avisé doit toujours rester en contact visuel avec l'escorte du moment de leur notification jusqu'à la fin de la procédure de prélèvement d'échantillon. Si la cérémonie de remise des prix a lieu immédiatement après la manifestation, le coureur ayant besoin d'aller à la cérémonie sera escorté d'abord à la zone de remise des prix, puis à la conférence de presse et finalement au poste de contrôle antidopage.
- Chaque coureur notifié de sa sélection pour un contrôle doit se présenter immédiatement au local antidopage après avoir fini sa course, sauf si des raisons occasionnent un retard comme la participation à la cérémonie de remise des médailles, remplir ses obligations médiatiques ou l'administration d'un traitement médical nécessaire (liste non-exhaustive).
- Les coureurs doivent se présenter au Agent préleveur avec leur licence ; mais si celle-ci ne comporte pas de photographie, une autre pièce d'identité avec photo devra être présentée.
- Afin de limiter le nombre de personne au poste de contrôle du dopage, il est recommandé que le coureur se présente seul ou au maximum accompagné par une seule personne de son choix.
- Les coureurs sont fortement recommandés de porter un masque pour venir au poste de contrôle du dopage et se désinfecter les mains quand ils y entrent.
- Tout changement de localisation des coureurs (adresse de l'hôtel, numéro de téléphone) doit être communiqué sans délai à l'UCI et à l'ITA SCP.

TITLE PARTNER	MAIN PARTNER	OFFICIAL PARTNER	OFFICIAL SUPPLIER	
 TISSOT SWISS WATCHES SINCE 1853	 SHIMANO	 Santini	 BigMat HOME OF BUILDERS	 GRONBLÅ
 SPORT EVENT DENMARK	 Ballerup Kommune	 KØBENHAVNS KOMMUNE	 DCU DANMARKS CYKLE UNION	 BORDING DANMARK
			 JESPER TORVEKØKKEN	 CSE
			 ticketmaster	

16-20 October 2024 / 16-20 octobre 2024

Communiqué n°6B

TRAINING & WARM-UP INFORMATION

In-competition training & warm-up sessions (16.10. – 20.10.2024)

All directives listed on the communiqué 6a for official training pre-competition apply to the in-competition training & warm-up sessions, unless mentioned otherwise.

- **Standing starts** (individuals only) are permitted during **warm-up sessions only**, under the following conditions:
 - on the home straight only
 - with the assistance of someone waving a flag at the exit of the 4th bend to warn the other riders present on the track,
 - with the approval of the UCI Technical Delegate and/or commissaires overseeing the training sessions
- **Madison** exchanges are permitted only in the **warm-up sessions** just before the Madison races.

	Training sessions ¹⁾	Warm-up sessions ²⁾	Competitions (1 st session)	Warm-up sessions ²⁾	Competitions (2 nd session)
Wed 16 October	08:30-09:30 (Sprint) 09:30-10:30 (Endurance)	10:30-11:20	11:30-15:13	17:00-17:50	18:00-18:30 (Opening Ceremony) 18:30-20:28
Thu 17 October	11:00-12:00 (Group 1) ³⁾ 12:00-13:00 (Group 2) ⁴⁾	13:00-13:50	14:00-16:41	17:30-18:20	18:30-21:55
Fri 18 October	11:00-12:00 (Group 2) ⁴⁾ 12:00-13:00 (Group 1) ³⁾	13:00-13:50	14:00-16:11	17:30-18:20	18:30-22:17
Sat 19 October	10:30-11:30	11:30-12:20	12:30-16:04	17:30-18:20	18:30-21:55
Sun 20 October	/	10:00-10:50	11:00-12:16	12:30-13:20	13:30-17:06
	¹⁾ For all riders ³⁾ Group 1 (Group A, B C from official training + GER, INA and AUT) ⁴⁾ Group 2 (Group E, F, G from official training + FRA, USA and POR)	²⁾ For riders competing in the following session		²⁾ For riders competing in the following session	

TITLE PARTNER SWISS WATCHES SINCE 1853	MAIN PARTNER 	OFFICIAL PARTNER HOME OF BUILDERS	OFFICIAL SUPPLIER JESPER TORVEKØKKEN
HOST PARTNER 		 DANMARKS CYKLE UNION	

16-20 October 2024 / 16-20 octobre 2024

Communiqué n°6B

SESSIONS D'ENTRAÎNEMENT OFFICIEL
Sessions d'entraînement en compétition et sessions d'échauffement (16.10. – 20.10.2024) :

Les directives énumérées dans le communiqué 6a pour l'entraînement officiel avant la compétition s'appliquent aux séances d'entraînement et d'échauffement en compétition, sauf indication contraire.

- Les **départs arrêtés** (individuels seulement) sont autorisés **seulement** pendant les **sessions d'échauffement** et dans les conditions suivantes :
 - sur la ligne droite d'arrivée uniquement
 - avec l'assistance de quelqu'un agitant un drapeau à la sortie du 4eme virage pour avertir les autres coureurs en piste.
 - avec l'accord du délégué technique de l'UCI et/ou des commissaires encadrant les entraînements
- Les **échanges de Madison** sont permis seulement dans les **sessions d'échauffement juste avant les courses de Madison**.

	Sessions d'entraînement ¹⁾	Sessions d'échauffement ²⁾	Compétitions (1ère session)	Sessions d'échauffement ²⁾	Compétitions (2ème session)
Mer 16 Octobre	08:30-09:30 (Sprint) 09:30-10:30 (Endurance)	10:30-11:20	11:30-15:13	17:00-17:50	18:00-18:30 (Opening Ceremony) 18:30-20:28
Jeu 17 Octobre	11:00-12:00 (Groupe 1) ³⁾ 12:00-13:00 (Groupe 2) ⁴⁾	13:00-13:50	14:00-16:41	17:30-18:20	18:30-21:55
Ven 18 Octobre	11:00-12:00 (Groupe 2) ⁴⁾ 12:00-13:00 (Groupe 1) ³⁾	13:00-13:50	14:00-16:11	17:30-18:20	18:30-22:17
Sam 19 Octobre	10:30-11:30	11:30-12:20	12:30-16:04	17:30-18:20	18:30-21:55
Dim 20 Octobre	/	10:00-10:50	11:00-12:16	12:30-13:20	13:30-17:06
	¹⁾ Pour tous ³⁾ Groupe 1 (Groupes A, B, C formés pour les entraînements officiels et GER, INA et AUT) ⁴⁾ Groupe 2 (Group E, F, G formés pour les entraînements et FRA, USA et POR)	²⁾ Pour les coureurs en compétition dans la session suivante		²⁾ Pour les coureurs en compétition dans la session suivante	

TITLE PARTNER SWISS WATCHES SINCE 1853	MAIN PARTNER 	OFFICIAL PARTNER HOME OF BUILDERS	OFFICIAL SUPPLIER JESPER TORVEKØKKEN
HOST PARTNER 		 DANMARKS CYKLE UNION	

Entry List By NOC / Liste d'inscriptions par CNO As of TUE 15 OCT 2024

Race Number	NAT Name	Gender	Event	UCI Rider ID
AIN - Athlete Individual Neutral				
249	BURLAKOVA Iana	Female	Time Trial	10034919778
AUS - Australia				
43	AGNOLETTO Blake	Male	Madison, Elimination Race	10086775675
62	CORNISH Thomas	Male	Team Sprint, Sprint, Keirin, Time Trial	10055349695
63	ELLIOTT Ryan	Male	Team Sprint, Sprint, Keirin	10115009850
64	HOFFMAN Leigh	Male	Team Sprint, Sprint	10055348887
1	O BRIEN Kelland	Male	Omnium, Madison, Scratch Race	10010790828
2	WALSH Liam	Male	Omnium, Madison, Scratch Race	10072876181
250	CLONAN Kristina	Female	Team Sprint, Sprint, Keirin, Time Trial	10010775973
201	MANLY Alexandra	Female	Omnium, Madison, Points Race, Scratch Race	10009115253
251	McCAIG Alessia	Female	Team Sprint, Sprint, Keirin, Time Trial	10097290475
252	McGILL Molly	Female	Team Sprint, Sprint, Keirin, Time Trial	10063745855
202	WILL Keira	Female	Omnium, Madison, Points Race, Scratch Race, Elimination Race	10123068126
AUT - Austria				
44	KOKAS Raphael	Male	Points Race, Elimination Race	10035026882
45	WAFLER Tim	Male	Points Race, Elimination Race	10035022337
BEL - Belgium				
65	BERNARD Thibaut	Male	Individual Pursuit	10070883136
3	de VYLDER Lindsay	Male	Omnium, Madison	10009009866
46	HESTERS Jules	Male	Points Race, Scratch Race, Elimination Race	10010771226
66	van den BOSSCHE Fabio	Male	Madison, Points Race, Scratch Race	10016485839
4	VANDENBRANDEN Noah	Male	Omnium, Madison, Individual Pursuit	10064994125
203	de CLERCQ Katrijn	Female	Team Pursuit, Omnium, Madison, Points Race, Elimination Race	10064418993
253	HESTERS Helene	Female	Team Pursuit, Madison, Scratch Race	10107750917
254	JOORIS Febe	Female	Team Pursuit	10065074553
238	KOPECKY Lotte	Female	Points Race, Elimination Race	10007350459
204	VANHOVE Marith	Female	Team Pursuit, Omnium, Madison, Time Trial	10065016454
255	WITTEVRONGEL Lani	Female	Team Pursuit, Scratch Race	10065064954

TITLE PARTNER		MAIN PARTNER		OFFICIAL PARTNER		OFFICIAL SUPPLIER	
HOST PARTNER							

Entry List By NOC / Liste d'inscriptions par CNO

As of TUE 15 OCT 2024

Race Number	NAT Name	Gender	Event	UCI Rider ID
CAN - Canada				
5	BIBIC Dylan	Male	Team Pursuit, Omnium, Madison, Points Race, Scratch Race, Elimination Race	10046257967
67	DODYK Ryan	Male	Team Sprint, Sprint	10064209839
6	ERNST Chris	Male	Team Pursuit, Omnium, Madison, Individual Pursuit	10015715091
47	GUILLEMETTE Mathias	Male	Team Pursuit, Madison, Points Race, Scratch Race, Elimination Race	10060474329
68	HEDGCOCK James	Male	Team Sprint, Keirin	10048888990
69	PARRISH Campbell	Male	Team Pursuit, Individual Pursuit	10042927029
70	RICHARDSON Sean	Male	Team Pursuit, Individual Pursuit	10059703985
71	RORKE Tyler	Male	Team Sprint, Sprint	10048224138
256	BONHOMME Ariane	Female	Team Pursuit, Madison, Points Race, Individual Pursuit	10008664811
239	LYLYK Kiara	Female	Team Pursuit, Madison, Individual Pursuit, Elimination Race	10080746521
257	MAJENDIE Fiona	Female	Team Pursuit, Individual Pursuit	10088130746
258	ORBAN Sarah	Female	Sprint, Team Pursuit	10082509796
205	PLANTE Lily	Female	Team Pursuit, Omnium, Madison, Points Race, Scratch Race	10058538268
CHN - People's Republic of China				
72	LI Boan	Male	Team Pursuit	10084645012
73	WANG Mengjie	Male	Team Pursuit	10084645315
74	YANG Yang	Male	Team Pursuit	10084644911
75	ZHANG Jinyan	Male	Team Pursuit	10143224423
259	CHEN Si	Female	Team Pursuit	10097467196
260	GUO Yufang	Female	Team Sprint, Sprint, Time Trial	10062787474
261	JIANG Yulu	Female	Team Sprint, Keirin, Time Trial	10136023888
262	SUN Feiyan	Female	Team Pursuit	10006296492
263	TONG Mengqi	Female	Team Sprint, Sprint	10136024090
264	WANG Hong	Female	Team Pursuit, Individual Pursuit	10010857920
265	WANG Lijuan	Female	Sprint, Keirin	10138586813
266	YUAN Liying	Female	Team Sprint, Sprint, Time Trial	10129788913
267	ZHANG Mingzhu	Female	Team Pursuit	10095119392
206	ZHOU Menghan	Female	Team Pursuit, Omnium, Individual Pursuit	10143228261

TITLE PARTNER		MAIN PARTNER		OFFICIAL PARTNER		OFFICIAL SUPPLIER	
HOST PARTNER							

Entry List By NOC / Liste d'inscriptions par CNO

As of TUE 15 OCT 2024

Race Number	NAT Name	Gender	Event	UCI Rider ID
COL - Colombia				
7	ARANGO CARVAJAL Juan Esteban	Male	Omnium	10035212394
76	GOMEZ PENALOZA Bryan Steven	Male	Points Race	10009565594
77	MURILLO MINOTA Ruben Dario	Male	Team Sprint	10007475448
78	ORTEGA FONTALVO Cristian David	Male	Team Sprint, Sprint, Keirin, Time Trial	10061655608
48	PARRA ARIAS Jordan Arley	Male	Elimination Race	10009037350
79	QUINTERO CHAVARRO Kevin Santiago	Male	Team Sprint, Sprint, Keirin	10010830840
80	RAMIREZ MORALES Santiago	Male	Team Sprint, Sprint, Keirin, Time Trial	10009039774
268	BAYONA PINEDA Martha	Female	Sprint, Keirin, Time Trial	10009040279
207	HERNANDEZ GOMEZ Lina Marcela	Female	Omnium	10059063583
CZE - Czech Republic				
81	BOHUSLAVEK Matěj	Male	Team Sprint, Sprint, Keirin	10009903983
82	ČECHMAN Martin	Male	Team Sprint, Sprint, Keirin	10010166590
83	KOBLIŽEK Matyaš	Male	Scratch Race	10047400547
49	KŘENEK Adam	Male	Madison, Points Race, Elimination Race	10047309409
84	MALAŠEK Jakub	Male	Team Sprint, Time Trial	10119752140
8	RUGOVAC Denis	Male	Omnium, Madison, Elimination Race	10007503336
85	TOPINKA Dominik	Male	Team Sprint, Time Trial	10007535365
9	VONEŠ Jan	Male	Omnium, Madison, Scratch Race	10047303244
240	BARTOVA Gabriela	Female	Madison, Elimination Race	10047282935
269	JABORNIKOVA Veronika	Female	Sprint, Keirin	10047201594
208	MACHAČOVA Jarmila	Female	Omnium, Madison, Points Race	10004738937
209	ŠEVČIKOVA Petra	Female	Omnium, Madison, Scratch Race, Elimination Race	10015336791

TITLE PARTNER		MAIN PARTNER		OFFICIAL PARTNER		OFFICIAL SUPPLIER	

Entry List By NOC / Liste d'inscriptions par CNO

As of TUE 15 OCT 2024

Race Number	NAT Name	Gender	Event	UCI Rider ID
DEN - Denmark				
86	BEVORT Carl-Frederik	Male	Team Pursuit, Individual Pursuit	10049194845
10	HANSEN Tobias Aagaard	Male	Team Pursuit, Omnium, Points Race, Scratch Race, Elimination Race	10051225478
87	LARSEN Niklas	Male	Team Pursuit, Madison, Points Race	10009413529
88	LETH Lasse	Male	Madison	10006883344
89	MADSEN Frederik Rodenberg	Male	Team Pursuit	10010176900
90	MORKOV Michael	Male	Madison	10003308993
91	PEDERSEN Rasmus	Male	Team Pursuit, Time Trial, Individual Pursuit	10010826089
92	SKIVILD Robin	Male	Scratch Race, Time Trial	10036116720
11	WULFF Noah	Male	Omnium, Elimination Race	10045795502
210	DIDERIKSEN Amalie	Female	Omnium, Madison	10009487085
270	GREVE Alberte	Female	Individual Pursuit	10122967082
241	KLINGE Ellen	Female	Scratch Race, Elimination Race	10065893292
242	KRUM Ida	Female	Elimination Race	10088227039
271	LETH Julie	Female	Madison, Points Race	10006324279
ESP - Spain				
50	ANGUELA YAGUEZ Mario	Male	Madison, Elimination Race	10041176480
93	BENNASSAR ROSSELLO Joan Marti	Male	Team Pursuit	10015329317
94	GARAIAR PIKABEA Benat	Male	Team Pursuit	10062935095
95	JIMENEZ ELIZONDO Ekain	Male	Team Sprint, Time Trial	10041041993
96	MARTINEZ CHORRO Alejandro	Male	Team Sprint, Time Trial	10011152354
12	MARTORELL HAGA Erik	Male	Team Pursuit, Omnium, Madison, Elimination Race	10040741596
97	MERENCIANO LOPEZ Alejandro	Male	Team Pursuit	10037774208
13	MORA VEDRI Sebastian	Male	Omnium, Points Race, Scratch Race	10019037545
98	MORENO SANCHEZ Jose	Male	Team Sprint	10007502427
99	NAVAS MARCHAL Alvaro	Male	Team Pursuit, Madison, Points Race, Scratch Race	10041175672
100	SANCHEZ GARMENDIA Esteban	Male	Team Sprint	10043670996
272	ALBERT BOSCH Ainara	Female	Team Pursuit, Points Race	10042531551
211	ANGUELA YAGUEZ Eva	Female	Omnium, Madison, Elimination Race	10041176379
273	CASAS ROIGE Helena	Female	Keirin	10004616877
274	ESCALERA Isabella Maria	Female	Team Pursuit, Madison, Individual Pursuit	10064556110
275	FERRERES NAVARRO Isabel	Female	Team Pursuit	10010180233
276	GARAU ROCA Marina	Female	Team Pursuit, Scratch Race	10040302672
277	ISASI CRISTOBAL Ziortza	Female	Team Pursuit, Individual Pursuit	10009515983
212	RODRIGUEZ CORDERO Laura	Female	Omnium, Madison, Points Race, Scratch Race, Elimination Race	10011184484

TITLE PARTNER		MAIN PARTNER		OFFICIAL PARTNER		OFFICIAL SUPPLIER	

Entry List By NOC / Liste d'inscriptions par CNO As of TUE 15 OCT 2024

Race Number	NAT Name	Gender	Event	UCI Rider ID
FRA - France				
101	HELAL Rayan	Male	Team Sprint	10015683567
102	LANDERNEAU Melvin	Male	Team Sprint, Time Trial	10010713329
14	NILSSON-JULIEN Oscar	Male	Omnium, Madison, Points Race, Scratch Race	10050527684
15	PETIT Clement	Male	Omnium, Madison, Points Race, Scratch Race	10068352244
103	VIGIER Sebastien	Male	Team Sprint	10010678569
213	BERTEAU Victoire	Female	Omnium, Madison, Points Race	10015338916
278	BORRAS Marion	Female	Madison, Scratch Race	10009989970
279	GROS Mathilde	Female	Sprint, Keirin, Time Trial	10015528367
GBR - Great Britain				
104	BIGHAM Daniel	Male	Individual Pursuit	10011080010
105	BRITTON Rhys	Male	Team Pursuit	10015483810
106	CHARLTON Josh	Male	Team Pursuit, Individual Pursuit	10094658341
16	HAYTER Ethan Edward	Male	Team Pursuit, Omnium, Madison	10010182051
107	HILEY Marcus	Male	Team Sprint, Sprint	10096738585
51	HOBBS Noah	Male	Madison, Scratch Race, Elimination Race	10081552631
108	LEDINGHAM-HORN Harry	Male	Team Sprint, Keirin	10092578295
109	NORRIS Hayden	Male	Team Sprint, Sprint, Keirin, Time Trial	10083501624
17	STEWART Mark	Male	Omnium, Madison, Points Race, Scratch Race	10009316327
110	TANFIELD Charlie	Male	Team Pursuit, Individual Pursuit	10014741455
111	TRUMAN Joseph	Male	Team Sprint, Sprint, Keirin, Time Trial	10017950943
112	WOOD Oliver	Male	Team Pursuit	10008663700
280	ARCHIBALD Katie	Female	Team Pursuit, Madison	10008789695
281	BARKER Megan	Female	Team Pursuit, Individual Pursuit	10009968146
282	CAPEWELL Sophie	Female	Team Sprint, Sprint, Keirin, Time Trial	10010171442
214	EVANS Neah	Female	Omnium, Madison, Points Race, Scratch Race, Elimination Race	10010781532
283	FINUCANE Emma	Female	Team Sprint, Sprint, Keirin, Time Trial	10058497650
284	KNIGHT Josie	Female	Team Pursuit, Individual Pursuit	10009762224
243	LEWIS Sophie	Female	Madison, Points Race, Scratch Race, Elimination Race	10086136283
285	MARCHANT Katy	Female	Team Sprint, Sprint, Keirin, Time Trial	10009195883
286	MORRIS Anna	Female	Team Pursuit, Individual Pursuit	10018660053
215	ROBERTS Jessica	Female	Team Pursuit, Omnium, Individual Pursuit	10015331438
287	THOMAS Lowri	Female	Team Sprint, Sprint, Time Trial	10023845210

TITLE PARTNER		MAIN PARTNER		OFFICIAL PARTNER		OFFICIAL SUPPLIER	

Entry List By NOC / Liste d'inscriptions par CNO As of TUE 15 OCT 2024

Race Number	NAT Name	Gender	Event	UCI Rider ID
GER - Germany				
52	BOOS Benjamin	Male	Team Pursuit, Madison, Scratch Race, Elimination Race	10036152890
113	FLEMMING Pete-Collin	Male	Team Sprint, Sprint, Time Trial	10054065154
114	GROSS Felix	Male	Team Pursuit, Individual Pursuit	10010186701
115	HACKMANN Henric	Male	Team Sprint, Sprint, Keirin, Time Trial	10036429847
116	JOCHUM Ben Felix	Male	Team Pursuit, Individual Pursuit	10064571567
117	KESSLER Bruno	Male	Team Pursuit, Individual Pursuit	10048545753
18	KLUGE Roger	Male	Omnium, Madison, Points Race	10003301620
118	SCHROTER Nik	Male	Team Sprint	10010166792
119	SPIEGEL Luca	Male	Team Sprint, Sprint, Keirin, Time Trial	10060873645
19	TEUTENBERG Tim Torn	Male	Team Pursuit, Omnium, Madison, Scratch Race, Elimination Race	10050865568
288	BRAUSSE Franziska	Female	Team Pursuit, Madison, Individual Pursuit	10010169220
289	JAGER Lara-Sophie	Female	Team Sprint	10036443183
290	KLEIN Lisa	Female	Team Pursuit, Individual Pursuit	10008965814
291	KROGER Mieke	Female	Team Pursuit, Individual Pursuit	10007520110
292	PROPSTER Alessa-Catriona	Female	Team Sprint, Sprint, Keirin, Time Trial	10036279596
293	REISSNER Lena Charlotte	Female	Team Pursuit, Madison, Points Race, Scratch Race	10036438537
294	SCHNEIDER Clara	Female	Team Sprint, Sprint, Keirin, Time Trial	10036382155
295	SUSSEMILCH Laura	Female	Team Pursuit	10009081204
244	TEUTENBERG Lea Lin	Female	Madison, Points Race, Scratch Race, Elimination Race	10016000536
HKG - Hong Kong, China				
20	CHU Tsun Wai	Male	Omnium, Madison, Scratch Race	10045965654
120	MOW Ching Yin	Male	Madison, Points Race	10009012900
121	TO Cheuk Hei	Male	Sprint, Keirin	10063279447
21	TSO Kai Kwong	Male	Omnium, Madison, Points Race	10045964038
216	LEE Sze Wing	Female	Omnium, Madison, Scratch Race, Elimination Race	10045966058
217	LEUNG Wing Yee	Female	Omnium, Madison, Points Race	10007771906
296	NG Sze Wing	Female	Sprint, Keirin	10045965149
297	YEUNG Cho Yiu	Female	Sprint, Keirin, Time Trial	10045965957
HUN - Hungary				
22	DRIJVER Bertold	Male	Omnium, Points Race	10097608555
122	SZALONTAY Sandor	Male	Sprint	10007073506
INA - Indonesia				
53	KUSUMA Terry Yudha	Male	Scratch Race, Elimination Race	10011164579
23	van AERT Bernard Benyamin	Male	Omnium	10015871608

TITLE PARTNER		MAIN PARTNER		OFFICIAL PARTNER		OFFICIAL SUPPLIER	

Entry List By NOC / Liste d'inscriptions par CNO

As of TUE 15 OCT 2024

Race Number	NAT Name	Gender	Event	UCI Rider ID
IND - India				
123	ELKATHCHOONGO David	Male	Team Sprint, Time Trial	10095274996
124	ESOW Esow	Male	Team Sprint, Sprint	10050873046
125	LAITONJAM Ronaldo	Male	Team Sprint, Sprint, Time Trial	10050626809
24	SEKHON Harshveer	Male	Omnium, Elimination Race	10097366661
126	SINGH Y Rojit	Male	Team Sprint	10050945693
298	MEENAKSHI Meenakshi	Female	Individual Pursuit	10123466735
IRL - Ireland				
299	BENEZET MINNS Lucy	Female	Individual Pursuit	10131174292
218	GILLESPIE Lara	Female	Omnium, Madison, Points Race, Elimination Race	10016636692
219	GRIFFIN Mia	Female	Omnium, Madison, Points Race, Elimination Race	10062151116
ISR - Israel				
127	LOGINOV Vladyslav	Male	Madison, Points Race, Scratch Race	10096427074
128	YAKOVLEV Mikhail	Male	Sprint, Keirin	10034964036
129	YOGEV Alon	Male	Madison, Points Race	10015327600

TITLE PARTNER		MAIN PARTNER		OFFICIAL PARTNER		OFFICIAL SUPPLIER	

Entry List By NOC / Liste d'inscriptions par CNO

As of TUE 15 OCT 2024

Race Number	NAT Name	Gender	Event	UCI Rider ID
ITA - Italy				
130	BIANCHI Matteo	Male	Team Sprint, Time Trial	10028995102
131	BOSCARO Davide	Male	Team Pursuit	10030125049
25	CONSONNI Simone	Male	Omnium, Madison	10007890730
132	FAVERO Renato	Male	Team Pursuit, Individual Pursuit	10030340267
133	GALLI Niccolo	Male	Team Pursuit	10030382606
134	LAMON Francesco	Male	Team Pursuit	10008680672
135	MILAN Jonathan	Male	Individual Pursuit	10030115147
136	MINUTA Stefano	Male	Team Sprint, Sprint, Time Trial	10108741428
137	MORO Manlio	Male	Team Pursuit, Individual Pursuit	10030333193
138	MORO Stefano	Male	Sprint, Keirin	10010715046
139	NAPOLITANO Daniele	Male	Team Sprint	10030732109
140	PREDOMO Mattia	Male	Team Sprint, Sprint, Keirin, Time Trial	10034048600
54	SCARTEZZINI Michele	Male	Madison, Points Race, Scratch Race, Elimination Race	10006891630
26	VIVIANI Elia	Male	Omnium, Madison, Points Race, Scratch Race, Elimination Race	10005502914
300	ALZINI Martina	Female	Team Pursuit, Madison, Points Race, Individual Pursuit	10010713228
245	CONSONNI Chiara	Female	Team Pursuit, Madison, Elimination Race	10015660026
220	FIDANZA Martina	Female	Team Pursuit, Omnium, Scratch Race, Time Trial	10015662349
301	GUAZZINI Vittoria	Female	Team Pursuit, Madison, Individual Pursuit	10015339118
221	PATERNOSTER Letizia	Female	Team Pursuit, Omnium, Elimination Race	10015336387
302	VECE Miriam	Female	Sprint, Keirin, Time Trial	10010714137
303	VENTURELLI Federica	Female	Individual Pursuit	10029333285

TITLE PARTNER		MAIN PARTNER		OFFICIAL PARTNER		OFFICIAL SUPPLIER	

Entry List By NOC / Liste d'inscriptions par CNO

As of TUE 15 OCT 2024

Race Number	NAT Name	Gender	Event	UCI Rider ID
JPN - Japan				
27	IMAMURA Shunsuke	Male	Team Pursuit, Omnium, Madison, Scratch Race	10010799013
141	KAWANO Shoki	Male	Team Pursuit, Individual Pursuit	10054827414
28	KOJIMA Naoki	Male	Team Pursuit, Omnium, Madison, Points Race, Elimination Race	10021323715
142	KUBOKI Kazushige	Male	Team Pursuit, Madison, Scratch Race, Time Trial	10005932138
143	MATSUDA Sho	Male	Team Pursuit, Individual Pursuit	10021521452
144	NAGASAKO Yoshitaku	Male	Team Sprint	10007394515
145	NAKANO Shinji	Male	Team Sprint, Sprint, Keirin	10021114658
146	OBARA Yuta	Male	Team Sprint, Sprint, Keirin	10010773549
147	OTA Kaiya	Male	Team Sprint, Sprint, Keirin	10122775712
148	YAMASAKI Kento	Male	Sprint, Keirin	10020900955
222	IKEDA Mizuki	Female	Omnium, Madison, Points Race, Scratch Race	10130636954
246	KAKITA Maho	Female	Madison, Scratch Race, Individual Pursuit, Elimination Race	10112162191
304	SATO Mina	Female	Sprint, Keirin	10020784353
223	UCHINO Tsuyaka	Female	Omnium, Madison, Points Race, Elimination Race	10082954077
305	UMEKAWA Fuko	Female	Sprint, Keirin	10020982696
KAZ - Kazakhstan				
29	DINMUKHAMEDOV Ramis	Male	Omnium, Elimination Race	10036109949
149	KARABUTOV Ilya	Male	Scratch Race, Individual Pursuit	10101896359
150	KURDIDI Kirill	Male	Keirin, Time Trial	10101896460
30	ZHUMAKAN Alisher	Male	Omnium, Points Race	10011212877
LAO - Lao People's Democratic Republic				
224	CAUCHOIS ONE Fanny Malissa	Female	Omnium, Points Race, Scratch Race, Elimination Race	10069708729
LTU - Lithuania				
151	LENDEL Vasilijus	Male	Sprint, Keirin	10009181234
225	BALEIŠYTE Olivija	Female	Omnium, Scratch Race, Elimination Race	10010807905
226	GEDRAITYTĖ Akvilė	Female	Omnium, Points Race, Scratch Race, Elimination Race	10036577973
306	LENDEL Migle	Female	Sprint	10133175627
MAS - Malaysia				
152	SAHROM Muhammad Ridwan	Male	Sprint, Keirin	10049101683
153	SAHROM Muhammad Shah Firdaus	Male	Sprint, Keirin	10009150215
307	MOHD ASRI Nurul Izzah Izzati	Female	Sprint, Keirin, Time Trial	10053232065
308	ROSIDI Anis Amira	Female	Sprint, Keirin, Time Trial	10010798003

TITLE PARTNER		MAIN PARTNER		OFFICIAL PARTNER		OFFICIAL SUPPLIER	

Entry List By NOC / Liste d'inscriptions par CNO

As of TUE 15 OCT 2024

Race Number	NAT Name	Gender	Event	UCI Rider ID
MEX - Mexico				
154	LOPEZ GONZAGA Jafet Emmanuel	Male	Team Sprint	10115326819
55	MALDONADO RAYAS Edibaldo	Male	Elimination Race	10007509194
155	MALO VILLALOBOS Ridley Naim	Male	Team Sprint	10095995931
31	NAVA ROMO Fernando Gabriel	Male	Omnium, Scratch Race	10111998204
156	VERDUGO OSUNA Edgar Ismael	Male	Team Sprint, Time Trial	10007890932
227	ACEVEDO MENDOZA Yareli	Female	Team Pursuit, Omnium, Points Race, Elimination Race	10083581446
309	BONILLA ESCAPITE Jessica	Female	Team Pursuit	10009196489
310	GAXIOLA GONZALEZ Luz Daniela	Female	Team Sprint, Sprint, Keirin	10006904461
311	GAXIOLA GONZALEZ Maria Antonieta	Female	Team Pursuit, Points Race, Scratch Race	10009690381
312	SALAZAR VALLES Jessica	Female	Team Sprint, Sprint, Time Trial	10008167986
313	SALAZAR VAZQUEZ Lizbeth Yarely	Female	Team Pursuit	10009196590
314	VERDUGO OSUNA Yuli Paola	Female	Team Sprint, Sprint, Keirin	10009727767
NED - Netherlands				
32	DORENBOS Yanne	Male	Omnium, Madison, Points Race	10022776792
157	HAVIK Yoeri	Male	Madison	10006502014
33	HEIJNEN Philip	Male	Omnium, Points Race, Scratch Race, Elimination Race	10022783058
158	HOOGLAND Jeffrey	Male	Team Sprint, Sprint, Keirin, Time Trial	10007379761
159	HOPPEZAK Vincent	Male	Madison, Scratch Race	10015508866
160	LAVREYSEN Harrie	Male	Team Sprint, Sprint, Keirin, Time Trial	10009535686
161	van den BERG Roy	Male	Team Sprint	10005276578
162	van LOON Tijmen	Male	Team Sprint, Sprint, Keirin	10023438921
56	van SCHIP Jan Willem	Male	Elimination Race	10008881948
315	KALEE Kimberly	Female	Team Sprint, Sprint, Keirin, Time Trial	10064453955
316	LAMBERINK Kyra	Female	Team Sprint, Time Trial	10009125458
317	RAAIJMAKERS Marit	Female	Madison, Points Race	10015510078
318	van BELLE Lisa	Female	Madison, Scratch Race	10023294128
319	van de WOUW Hetty	Female	Team Sprint, Sprint, Keirin	10010644015
320	van der PEET Steffie	Female	Team Sprint, Sprint, Keirin, Time Trial	10014699726
321	van der WOLF Babette	Female	Madison, Points Race	10022797004
322	WIEBES Lorena	Female	Scratch Race	10014173300
NOR - Norway				
228	STENBERG Anita Yvonne	Female	Omnium, Points Race, Scratch Race, Elimination Race	10008956114

TITLE PARTNER		MAIN PARTNER		OFFICIAL PARTNER		OFFICIAL SUPPLIER	
HOST PARTNER							

Entry List By NOC / Liste d'inscriptions par CNO

As of TUE 15 OCT 2024

Race Number	NAT Name	Gender	Event	UCI Rider ID
NZL - New Zealand				
247	BOTHA Bryony	Female	Individual Pursuit, Elimination Race	10009808906
229	WOLLASTON Ally	Female	Omnium, Points Race, Scratch Race, Elimination Race	10022056265
POL - Poland				
34	BANASZEK Alan	Male	Team Pursuit, Omnium, Madison	10010994932
163	BEDNAREK Elias	Male	Time Trial	10060842222
164	BIELECKI Maciej	Male	Team Sprint	10005641037
165	BURAWSKI Konrad	Male	Team Sprint, Time Trial	10059054287
166	MAJEWSKI Kacper	Male	Team Pursuit, Individual Pursuit	10053953808
57	PROKOPYSZYN Filip	Male	Team Pursuit, Madison, Points Race, Scratch Race, Elimination Race	10048871917
167	ROCHNA Daniel	Male	Team Sprint, Sprint	10015915559
168	RUDYK Mateusz	Male	Sprint, Keirin	10009079382
169	SARNECKI Rafal	Male	Team Sprint, Keirin	10005953154
35	WALINIAK Konrad	Male	Team Pursuit, Omnium, Madison, Points Race, Scratch Race	10054658874
58	WOZNIAK Adam	Male	Team Pursuit, Individual Pursuit, Elimination Race	10054308866
323	CHYLINSKA Zuzanna	Female	Points Race	10056455802
324	KARWACKA Marlena	Female	Team Sprint, Sprint, Keirin	10010098589
248	LORKOWSKA Patrycja	Female	Team Pursuit, Madison, Elimination Race	10009882967
325	LOS Urszula	Female	Team Sprint, Keirin	10007793326
326	PETRI Paulina	Female	Team Sprint, Sprint, Keirin, Time Trial	10053771225
327	PLOSAJ Nikol	Female	Team Pursuit	10009232966
328	SEREMAK Nikola	Female	Team Sprint, Sprint, Time Trial	10016112084
329	SZCZESNA Martyna	Female	Team Pursuit, Individual Pursuit	10084654409
230	TRACKA Maja	Female	Team Pursuit, Omnium, Madison, Scratch Race, Elimination Race	10058975879
231	WANKIEWICZ Olga	Female	Team Pursuit, Omnium, Madison, Individual Pursuit	10059182209
POR - Portugal				
36	ALVES OLIVEIRA Ivo Manuel	Male	Omnium, Madison, Points Race, Individual Pursuit	10009190328
37	ALVES OLIVEIRA Rui Filipe	Male	Omnium, Madison	10009191136
59	NARCISO Diogo	Male	Madison, Points Race, Scratch Race, Elimination Race	10044645949
232	CAMPOS Daniela	Female	Omnium, Points Race	10044087793
233	MARTINS Maria	Female	Omnium, Scratch Race, Elimination Race	10015577574
RSA - South Africa				
170	MYBURGH Johannes Wikus	Male	Time Trial	10127542452

TITLE PARTNER		MAIN PARTNER		OFFICIAL PARTNER		OFFICIAL SUPPLIER	

Entry List By NOC / Liste d'inscriptions par CNO

As of TUE 15 OCT 2024

Race Number	NAT Name	Gender	Event	UCI Rider ID
SUI - Switzerland				
171	BOGLI Noah	Male	Team Pursuit, Individual Pursuit	10075807504
172	BUHLMANN Luca	Male	Team Pursuit	10083475958
60	de LISI Nicolo	Male	Elimination Race	10034795904
173	POOT Mats	Male	Team Pursuit	10034802368
174	RUEGG Lukas	Male	Madison, Points Race	10009503455
175	THIEBAUD Valere	Male	Team Pursuit, Madison, Points Race, Individual Pursuit	10014936566
38	VITZTHUM Simon	Male	Omnium, Scratch Race	10008132826
39	VOGEL Alex	Male	Team Pursuit, Omnium, Madison, Scratch Race, Individual Pursuit, Elimination Race	10015327495
234	ANDRES Michelle	Female	Omnium, Madison, Points Race, Elimination Race	10009445154
330	BURI Fabienne	Female	Team Pursuit	10015529478
331	LIECHTI Jasmin	Female	Team Pursuit	10117937230
332	LIEHNER Annika	Female	Team Pursuit	10046242207
333	SCHNEIDER Cybele	Female	Team Pursuit, Madison, Scratch Race	10115741087
235	SEITZ Aline	Female	Team Pursuit, Omnium, Madison, Points Race, Scratch Race, Elimination Race	10009548319
SUR - Suriname				
176	TJON EN FA Jair	Male	Sprint, Keirin	10117936018
SVK - Slovakia				
177	CHREN Martin	Male	Points Race, Scratch Race	10010948553
61	ROVDER Pavol	Male	Elimination Race	10046046890
236	BAČIKOVA Alžbeta	Female	Omnium, Scratch Race, Elimination Race	10006065716
TPE - Chinese Taipei				
178	KANG Shih Feng	Male	Sprint, Keirin	10010608447
TTO - Trinidad and Tobago				
40	CAMPBELL Akil	Male	Omnium, Scratch Race, Elimination Race	10009033714
179	PAUL Nicholas	Male	Sprint, Keirin	10010821241
UAE - United Arab Emirates				
180	ALMUTAIWEI Mohammad	Male	Individual Pursuit	10098789834

TITLE PARTNER		MAIN PARTNER		OFFICIAL PARTNER		OFFICIAL SUPPLIER	

Entry List By NOC / Liste d'inscriptions par CNO As of TUE 15 OCT 2024

Race Number	NAT Name	Gender	Event	UCI Rider ID
UKR - Ukraine				
181	DANYLCHUK Bohdan	Male	Team Sprint	10088729419
182	DENYSENKO Vladyslav	Male	Team Sprint	10088726789
183	HRYNIV Vitaliy	Male	Points Race, Scratch Race	10009033310
184	VARHARAKYN Valentyn	Male	Team Sprint	10130826510
334	BILETSKA Alla	Female	Team Sprint, Sprint, Keirin	10075826193
335	KOLYZHUK Anna	Female	Team Sprint, Scratch Race	10056353142
336	LOHVINIUK Oleksandra	Female	Team Sprint, Sprint	10034884921
337	YASHCHENKO Tetiana	Female	Team Sprint, Points Race, Individual Pursuit	10054051919
USA - United States of America				
185	DOMONOSKE David	Male	Team Pursuit, Time Trial	10131067794
186	JOHNSON Anders	Male	Team Pursuit, Individual Pursuit	10010130218
41	KOONTZ Grant	Male	Team Pursuit, Omnium, Madison, Scratch Race, Elimination Race	10015021139
42	LANGE Colby	Male	Team Pursuit, Omnium, Madison, Points Race, Scratch Race, Elimination Race	10051468887
187	MOORE Peter	Male	Madison, Points Race	10083785449
188	RHIM Brendan	Male	Team Pursuit, Individual Pursuit	10009349972
338	DYGERT Chloe	Female	Individual Pursuit	10010971690
339	EHRlich Emily	Female	Individual Pursuit	10090075190
340	JASTRAB Megan	Female	Madison	10064643410
237	VALENTE Jennifer	Female	Omnium, Madison, Points Race, Scratch Race, Elimination Race	10007895881

TITLE PARTNER		MAIN PARTNER		OFFICIAL PARTNER		OFFICIAL SUPPLIER	

Competition Schedule / Programme des compétitions

WED 16 OCT 2024

Date	Session Time	Duration Time	Event
WED 16 OCT	11:30 / 15:13	70	Women's Team Pursuit Qualifying
		72	Men's Team Pursuit Qualifying
		28	Women's Team Sprint Qualifying
		53	Men's Team Sprint Qualifying
	18:00 / 20:28	30	Opening Ceremony
		2	Sport Presentation
		14	Women's Team Sprint First Round
		14	Men's Team Sprint First Round
		18	Women's Scratch Race Final
		2	Sport Presentation
		8	Women's Team Sprint Finals
		8	Women's Scratch Race, Victory Ceremony
		8	Men's Team Sprint Finals
		26	Men's Team Pursuit First Round
		8	Women's Team Sprint, Victory Ceremony
		10	Men's Team Sprint, Victory Ceremony

Note:
Schedule subject to change.

TITLE PARTNER 		MAIN PARTNER 		OFFICIAL PARTNER 		OFFICIAL SUPPLIER 	
HOST PARTNER 							

Competition Schedule / Programme des compétitions

THU 17 OCT 2024

Date	Session Time	Duration Time	Event
THU 17 OCT	14:00 / 16:41	23	Men's Keirin First Round
		44	Women's Sprint Qualifying
		23	Men's Keirin First Round Repechage
		38	Women's Sprint 1/16 Finals
		14	Men's Keirin Quarterfinals
		19	Women's Sprint 1/8 Finals
	18:30 / 21:55	2	Sport Presentation
		28	Women's Team Pursuit First Round
		16	Women's Sprint Quarterfinals - Race 1
		9	Men's Keirin Semifinals
		2	Sport Presentation
		14	Men's Team Pursuit Finals
		16	Women's Sprint Quarterfinals - Race 2
		20	Women's Elimination Race Final
		4	Women's Sprint Quarterfinals - Decider
		10	Men's Team Pursuit, Victory Ceremony
		8	Women's Elimination Race, Victory Ceremony
		5	Men's Keirin Final 7-12
		2	Sport Presentation
		5	Men's Keirin Final 1-6
		23	Men's Scratch Race Final
		15	Women's Team Pursuit Finals
		8	Men's Keirin, Victory Ceremony
		8	Men's Scratch Race, Victory Ceremony
		10	Women's Team Pursuit, Victory Ceremony

Note:
Schedule subject to change.

TITLE PARTNER		MAIN PARTNER		OFFICIAL PARTNER		OFFICIAL SUPPLIER	

Competition Schedule / Programme des compétitions

FRI 18 OCT 2024

Date	Session Time	Duration Time	Event
FRI 18 OCT	14:00 / 16:11	30	Men's 1Km Time Trial Qualifying
		15	Women's Omnium Scratch Race 1/4
		74	Men's Individual Pursuit Qualifying
		12	Women's Omnium Tempo Race 2/4
	18:30 / 22:17	2	Sport Presentation
		52	Men's Points Race Final
		8	Women's Sprint Semifinals - Race 1
		2	Sport Presentation
		20	Women's Omnium Elimination Race 3/4
		8	Women's Sprint Semifinals - Race 2
		24	Men's 1Km Time Trial Final
		8	Men's Points Race, Victory Ceremony
		4	Women's Sprint Semifinals - Decider
		15	Men's Individual Pursuit Finals
		8	Women's Sprint Finals - Race 1
		2	Sport Presentation
		30	Women's Omnium Points Race 4/4
		8	Women's Sprint Finals - Race 2
		8	Men's 1Km Time Trial, Victory Ceremony
		8	Men's Individual Pursuit, Victory Ceremony
		4	Women's Sprint Finals - Decider
		8	Women's Omnium, Victory Ceremony
		8	Women's Sprint, Victory Ceremony

Note:
Schedule subject to change.

TITLE PARTNER 		MAIN PARTNER 		OFFICIAL PARTNER 		OFFICIAL SUPPLIER 	
HOST PARTNER 							

Competition Schedule / Programme des compétitions

SAT 19 OCT 2024

Date	Session Time	Duration Time	Event
SAT 19 OCT	12:30 / 16:04	27	Women's 500m Time Trial Qualifying
		40	Men's Sprint Qualifying
		18	Men's Omnium Scratch Race 1/4
		38	Men's Sprint 1/16 Finals
		57	Women's Individual Pursuit Qualifying
		19	Men's Sprint 1/8 Finals
		15	Men's Omnium Tempo Race 2/4
	18:30 / 21:55	2	Sport Presentation
		22	Women's 500m Time Trial Final
		16	Men's Sprint Quarterfinals - Race 1
		42	Women's Madison Final
		2	Sport Presentation
		20	Men's Omnium Elimination Race 3/4
		16	Men's Sprint Quarterfinals - Race 2
		8	Women's 500m Time Trial, Victory Ceremony
		8	Women's Madison, Victory Ceremony
		15	Women's Individual Pursuit Finals
		4	Men's Sprint Quarterfinals - Decider
		2	Sport Presentation
		32	Men's Omnium Points Race 4/4
		8	Women's Individual Pursuit, Victory Ceremony
		8	Men's Omnium, Victory Ceremony

Note:
Schedule subject to change.

TITLE PARTNER 		MAIN PARTNER 		OFFICIAL PARTNER 		OFFICIAL SUPPLIER 	
HOST PARTNER 							

Competition Schedule / Programme des compétitions

SUN 20 OCT 2024

Date	Session Time	Duration Time	Event
SUN 20 OCT	11:00 / 12:16		8 Men's Sprint Semifinals - Race 1 23 Women's Keirin First Round 8 Men's Sprint Semifinals - Race 2 10 Break 23 Women's Keirin First Round Repechage 4 Men's Sprint Semifinals - Decider
	13:30 / 17:06		2 Sport Presentation 14 Women's Keirin Quarterfinals 8 Men's Sprint Finals - Race 1 2 Sport Presentation 37 Women's Points Race Final 9 Women's Keirin Semifinals 20 Men's Elimination Race Final 8 Men's Sprint Finals - Race 2 8 Women's Points Race, Victory Ceremony 8 Men's Elimination Race, Victory Ceremony 5 Women's Keirin Final 7-12 2 Sport Presentation 5 Women's Keirin Final 1-6 4 Men's Sprint Finals - Decider 8 Women's Keirin, Victory Ceremony 60 Men's Madison Final 8 Men's Sprint, Victory Ceremony 8 Men's Madison, Victory Ceremony

Note:
Schedule subject to change.

TITLE PARTNER 		MAIN PARTNER 		OFFICIAL PARTNER 		OFFICIAL SUPPLIER 	
HOST PARTNER 							



2024 TRACK
WORLD CHAMPIONSHIPS

BALLERUP - COPENHAGEN
DENMARK



16-20 October 2024 / 16-20 Octobre 2024

Communiqué n° 191

DECISIONS OF THE COMMISSAIRES PANEL

Team Sprint First Round | Vitesse par équipes Premier tour

Art, 3.10.008: 3.9, 7.1 - for failure to obey commissaires instructions

BIANCHI, Matteo - 10028995102 - ITALY

Fine | Amende - 200CHF

(Wearing tinted glasses or visors while seated in the waiting area for a race)

TITLE PARTNER	MAIN PARTNER	OFFICIAL PARTNER	OFFICIAL SUPPLIER
		 	
		 	   



16-20 October 2024 / 16-20 Octobre 2024

Communiqué n°192

DECISIONS OF THE COMMISSAIRES PANEL

Sprint 1/16 Final | Vitesse 1/16 Finale

Art, 3.10.008: 5.1 - for not holding their line during the final sprint

MOHD ASRI, Nurul Izzah Izzati - 10053232065 - MALAYSIA

Relegation | Declassement

Keirin Repechages | Keirin Repechages

Art, 3.10.008: 5.1 - for not holding their line during the final sprint

康 KANG, 世峰 Shih Feng - 10010608447 - CHINESE TAIPEI

Warning | Avertissement

Sprint 1/8 Final | Vitesse 1/8 Finale

Art, 3.10.008: 2.2 - for failure to have the bike or any equipment controlled

WANG, Lijuan - 10138586813 - CHINA

Fine | Amende – 200CHF to team manager (Yuan Yuan)

Team Pursuit First Round (Women) | Poursuite par équipes Premier tour (Femmes)

Art, 3.2.097 - for making a relay after the red flag was shown

CHINA

Disqualification | Disqualification

Team pursuit Finals (Men) | Poursuite par équipes Finales (Hommes)

Art, 3.10.008: 3.9, 7.1 - for failure to obey commissaires instructions

WOOD, Oliver - 10008663700 - GREAT BRITAIN

Fine | Amende – 500CHF

(For not leaving the track promptly and riding in the sprinters corridor (three times) per Communiqué No 3 - TECHNICAL INFORMATION – REMINDER OF DISPOSITIONS)

TITLE PARTNER	MAIN PARTNER	OFFICIAL PARTNER	OFFICIAL SUPPLIER

T+ TISSOT



**2024 TRACK
WORLD CHAMPIONSHIPS**

**BALLERUP - COPENHAGEN
DENMARK**



16-20 October 2024 / 16-20 Octobre 2024

Communiqué n°192

THE COMMISSAIRES PANEL / LE COLLEGE DES COMMISSAIRES

TITLE PARTNER	MAIN PARTNER	OFFICIAL PARTNER	OFFICIAL SUPPLIER
 <p>TISSOT SWISS WATCHES SINCE 1853</p>		  <p>BigMat HOME OF BUILDERS</p>	  <p>BORDING</p>
		  <p>DCU DANMARKS CYKLE UNION</p>	  <p>CSE</p> 



16-20 October 2024 / 16-20 Octobre 2024

Communiqué n°193

DECISIONS OF THE COMMISSAIRES PANEL – DAY 3

Individual Pursuit Qualifying | Poursuite individuelle Qualifications

Art, 3.10.008: 3.9, 7.1 - for failure to obey commissaires instructions

ALVES OLIVEIRA, Ivo Manuel - 10009190328 - PORTUGAL

Fine | Amende - 100CHF

(Wearing tinted glasses or visors while seated in the waiting area for a race)

Individual Pursuit Qualifying | Poursuite individuelle Qualifications

Art, 3.2.056 - A caught rider may not ride in the slipstream of his opponent

BERNARD, Thibaut - 10070883136 - BELGIUM

Disqualification | Disqualification

Points race 40 km Final | Course aux points 40 km Finale

Art, 3.10.008: 7.5 - for delaying the start

MORA VEDRI, Sebastian - 10019037545 - SPAIN

Fine | Amende – 200CHF

Omnium III Elimination | Omnium III Elimination

Art, 3.10.008: 5.1 - for entering the sprinter's lane when the opponent was already there

LEE, Sze Wing - 10045966058 - HONG KONG, CHINA

Relegation | Declassement

THE COMMISSAIRES PANEL / LE COLLEGE DES COMMISSAIRES

TITLE PARTNER	MAIN PARTNER	OFFICIAL PARTNER	OFFICIAL SUPPLIER



2024 TRACK
WORLD CHAMPIONSHIPS

BALLERUP - COPENHAGEN
DENMARK



16-20 October 2024 / 16-20 Octobre 2024

Communiqué n°194

DECISIONS OF THE COMMISSAIRES PANEL – DAY 4

Omnium I Scratch 10 km | Omnium I Scratch 10 km

Art, 3.10.008: 3.5, 3.6 - for missing/modified/not visible body number or transponder

MORA VEDRI, Sebastian - 10019037545 - SPAIN

Fine | Amende – 200CHF

THE COMMISSAIRES PANEL / LE COLLEGE DES COMMISSAIRES

TITLE PARTNER	MAIN PARTNER	OFFICIAL PARTNER	OFFICIAL SUPPLIER
		 	
			   



16-20 October 2024 / 16-20 Octobre 2024

Communiqué n°195

DECISIONS OF THE COMMISSAIRES PANEL – DAY 5

Elimination Final | Elimination Finale

Art, 3.10.008: 7.5 - for delaying the start
BOOS, Benjamin - 10036152890 - GERMANY
Fine | Amende – 200CHF

Elimination Final | Elimination Finale

Art, 3.10.008: 5.4 - for causing the crash of their opponent
AGNOLETTO, Blake - 10086775675 - AUSTRALIA
Relegation | Declassement

Elimination Final | Elimination Finale

Art, 3.10.008: 5.1 - for dangerous riding during the race
HESTERS, Jules - 10010771226 - BELGIUM
Relegation | Declassement

Elimination Final | Elimination Finale

Art, 3.10.008: 5.1 - for dangerous riding during the race
VAN SCHIP, Jan Willem - 10008881948 - NETHERLANDS
Relegation | Declassement

Elimination Final | Elimination Finale

Art, 3.10.008: 8.2, 8.3 - for assault, intimidation, insults, threats, improper conduct directed at any other person
VAN SCHIP, Jan Willem - 10008881948 - NETHERLANDS
Disqualification | Disqualification & Fine | Amende – 1,000CHF

TITLE PARTNER	MAIN PARTNER	OFFICIAL PARTNER	OFFICIAL SUPPLIER

T+TISSOT



2024 TRACK
WORLD CHAMPIONSHIPS

BALLERUP - COPENHAGEN
DENMARK



16-20 October 2024 / 16-20 Octobre 2024

Communiqué n°195

Madison 50 km Final | Madison 50 km Finale

Art, 3.10.008: 5.1 - for dangerous riding during the race

AUSTRALIA – Kelland O'Brien & Blake Agnoletto

Warning | Avertissement

THE COMMISSAIRES PANEL / LE COLLEGE DES COMMISSAIRES

TITLE PARTNER	MAIN PARTNER	OFFICIAL PARTNER	OFFICIAL SUPPLIER	
 TISSOT SWISS WATCHES SINCE 1853		 <i>Santini</i>	 BigMat HOME OF BUILDERS	 GRONBLÅ
 SPORT EVENT DENMARK	 Ballerup Kommune	 DANMARKS CYKLE UNION	 BORDING	
			 JESPER TORVEKØKKEN	 CSE
			 ticketmaster	

Medallists by Events / Médaillé(e)s par épreuve

As of SUN 20 OCT 2024 at 17:10

After 22 of 22 Events

Event	Date	Medal	Name	NAT
Men's Team Sprint	WED 16 OCT	GOLD	HOOGLAND Jeffrey LAVREYSEN Harrie van den BERG Roy	NED
		SILVER	CORNISH Thomas ELLIOTT Ryan HOFFMAN Leigh	AUS
		BRONZE	NAGASAKO Yoshitaku OBARA Yuta OTA Kaiya	JPN
Men's Sprint	SUN 20 OCT	GOLD	LAVREYSEN Harrie	NED
		SILVER	HOOGLAND Jeffrey	NED
		BRONZE	OTA Kaiya	JPN
Men's Keirin	THU 17 OCT	GOLD	YAMASAKI Kento	JPN
		SILVER	YAKOVLEV Mikhail	ISR
		BRONZE	QUINTERO CHAVARRO Kevin Santiago	COL
Men's Team Pursuit	THU 17 OCT	GOLD	BEVORT Carl-Frederik HANSEN Tobias Aagaard LARSEN Niklas MADSEN Frederik Rodenberg PEDERSEN Rasmus (R)	DEN
		SILVER	CHARLTON Josh HAYTER Ethan Edward TANFIELD Charlie WOOD Oliver BRITTON Rhys (R)	GBR
		BRONZE	BOOS Benjamin JOCHUM Ben Felix KESSLER Bruno TEUTENBERG Tim Torn GROSS Felix (R)	GER
Men's Omnium	SAT 19 OCT	GOLD	de VYLDER Lindsay	BEL
		SILVER	CONSONNI Simone	ITA
		BRONZE	DORENBOS Yanne	NED

TITLE PARTNER 		MAIN PARTNER 		OFFICIAL PARTNER 		OFFICIAL SUPPLIER 	
HOST PARTNER 							

Medallists by Events / Médailé(e)s par épreuve

As of SUN 20 OCT 2024 at 17:10

After 22 of 22 Events

Event	Date	Medal	Name	NAT
Men's Madison	SUN 20 OCT	GOLD	KLUGE Roger TEUTENBERG Tim Torn	GER
		SILVER	de VYLDER Lindsay van den BOSSCHE Fabio	BEL
		BRONZE	LARSEN Niklas MORKOV Michael	DEN
Men's Points Race	FRI 18 OCT	GOLD	MORA VEDRI Sebastian	ESP
		SILVER	LARSEN Niklas	DEN
		BRONZE	HEIJNEN Philip	NED
Men's Scratch Race	THU 17 OCT	GOLD	KUBOKI Kazushige	JPN
		SILVER	HANSEN Tobias Aagaard	DEN
		BRONZE	PETIT Clement	FRA
Men's 1Km Time Trial	FRI 18 OCT	GOLD	LAVREYSEN Harrie	NED
		SILVER	HOOGLAND Jeffrey	NED
		BRONZE	TRUMAN Joseph	GBR
Men's Individual Pursuit	FRI 18 OCT	GOLD	MILAN Jonathan	ITA
		SILVER	CHARLTON Josh	GBR
		BRONZE	BIGHAM Daniel	GBR
Men's Elimination Race	SUN 20 OCT	GOLD	HANSEN Tobias Aagaard	DEN
		SILVER	VIVIANI Elia	ITA
		BRONZE	BIBIC Dylan	CAN
Women's Team Sprint	WED 16 OCT	GOLD	CAPEWELL Sophie FINUCANE Emma MARCHANT Katy	GBR
		SILVER	KALEE Kimberly van de WOUW Hetty van der PEET Steffie LAMBERINK Kyra (R)	NED
		BRONZE	CLONAN Kristina McCAIG Alessia McGILL Molly	AUS
Women's Sprint	FRI 18 OCT	GOLD	FINUCANE Emma	GBR
		SILVER	van de WOUW Hetty	NED
		BRONZE	SATO Mina	JPN

TITLE PARTNER 		MAIN PARTNER 		OFFICIAL PARTNER 		OFFICIAL SUPPLIER 	
HOST PARTNER 							

Medallists by Events / Médaillé(e)s par épreuve

As of SUN 20 OCT 2024 at 17:10

After 22 of 22 Events

Event	Date	Medal	Name	NAT
Women's Keirin	SUN 20 OCT	GOLD	SATO Mina	JPN
		SILVER	van de WOUW Hetty	NED
		BRONZE	MARCHANT Katy	GBR
Women's Team Pursuit	THU 17 OCT	GOLD	ARCHIBALD Katie BARKER Megan KNIGHT Josie MORRIS Anna ROBERTS Jessica (R)	GBR
		SILVER	BRAUSSE Franziska KLEIN Lisa KROGER Mieke REISSNER Lena Charlotte SUSSEMILCH Laura (R)	GER
		BRONZE	ALZINI Martina CONSONNI Chiara FIDANZA Martina GUAZZINI Vittoria PATERNOSTER Letizia (R)	ITA
Women's Omnium	FRI 18 OCT	GOLD	WOLLASTON Ally	NZL
		SILVER	ROBERTS Jessica	GBR
		BRONZE	STENBERG Anita Yvonne	NOR
Women's Madison	SAT 19 OCT	GOLD	DIDERIKSEN Amalie LETH Julie	DEN
		SILVER	BERTEAU Victoire BORRAS Marion	FRA
		BRONZE	ARCHIBALD Katie EVANS Neah	GBR
Women's Points Race	SUN 20 OCT	GOLD	LETH Julie	DEN
		SILVER	KOPECKY Lotte	BEL
		BRONZE	GILLESPIE Lara	IRL
Women's Scratch Race	WED 16 OCT	GOLD	WIEBES Lorena	NED
		SILVER	VALENTE Jennifer	USA
		BRONZE	WOLLASTON Ally	NZL

TITLE PARTNER 		MAIN PARTNER 		OFFICIAL PARTNER 		OFFICIAL SUPPLIER 	
HOST PARTNER 							

Medallists by Events / Médailé(e)s par épreuve

As of SUN 20 OCT 2024 at 17:10

After 22 of 22 Events

Event	Date	Medal	Name	NAT
Women's 500m Time Trial	SAT 19 OCT	GOLD	BURLAKOVA Iana	AIN
		SILVER	CAPEWELL Sophie	GBR
		BRONZE	MARCHANT Katy	GBR
Women's Individual Pursuit	SAT 19 OCT	GOLD	MORRIS Anna	GBR
		SILVER	DYGERT Chloe	USA
		BRONZE	BOTHA Bryony	NZL
Women's Elimination Race	THU 17 OCT	GOLD	WOLLASTON Ally	NZL
		SILVER	KOPECKY Lotte	BEL
		BRONZE	VALENTE Jennifer	USA

Note:

All riders who competed for a team in any phase are listed, the ones listed in the first group competed in the Final.

LEGEND

R Replaced

TITLE PARTNER 		MAIN PARTNER 		OFFICIAL PARTNER 		OFFICIAL SUPPLIER 	
HOST PARTNER 							

Medal Standings / Tableau des médailles

As of SUN 20 OCT 2024 at 17:10

After 22 of 22 Events

Rank	NAT	Men				Women				Total				Rank by Total
		G	S	B	Tot.	G	S	B	Tot.	G	S	B	Tot.	
1	NED - Netherlands	3	2	2	7	1	3		4	4	5	2	11	2
2	GBR - Great Britain		2	2	4	4	2	3	9	4	4	5	13	1
3	DEN - Denmark	2	2	1	5	2			2	4	2	1	7	3
4	JPN - Japan	2		2	4	1		1	2	3		3	6	4
5	NZL - New Zealand					2		2	4	2		2	4	=5
6	BEL - Belgium	1	1		2		2		2	1	3		4	=5
7	ITA - Italy	1	2		3			1	1	1	2	1	4	=5
8	GER - Germany	1		1	2		1		1	1	1	1	3	=8
9	ESP - Spain	1			1					1			1	=12
10	USA - United States						2	1	3		2	1	3	=8
11	AUS - Australia		1		1			1	1		1	1	2	=10
11	FRA - France			1	1		1		1		1	1	2	=10
13	ISR - Israel		1		1						1		1	=12
14	CAN - Canada			1	1							1	1	=12
14	COL - Colombia			1	1							1	1	=12
14	IRL - Ireland							1	1			1	1	=12
14	NOR - Norway							1	1			1	1	=12
Total:		11	11	11	33	10	11	11	32	21	22	22	65	

Note:
Rank by Total is calculated by the total number of gold, silver and bronze medals.

LEGEND
= Equal sign indicates that two or more NATs share the same rank by total
B Bronze G Gold S Silver
Tot. Total

TITLE PARTNER SWISS WATCHES SINCE 1853	MAIN PARTNER 	OFFICIAL PARTNER 	OFFICIAL SUPPLIER HOME OF BUILDERS	 JESPER TORVEKØKKEN
HOST PARTNER 		 DANMARKS CYKLE UNION		



Number of Entries by Country / Nombre d'inscriptions par pays As of SUN 20 OCT 2024

NAT	Men												Women												Total Riders	
	Team Sprint	Sprint	Keirin	Team Pursuit	Omnium	Madison	Points Race	Scratch Race	Time Trial	Pursuit	Elimination	Riders	Team Sprint	Sprint	Keirin	Team Pursuit	Omnium	Madison	Points Race	Scratch Race	Time Trial	Pursuit	Elimination	Riders		
AIN																						1			1	1
AUS	3	2	2		1	2		1	1		1	6	3	2	3		1	2	1	1	3		1		5	11
AUT							1				1	1														1
BEL					1	2	1	1		2	1	5				4	1	2	1	1	1		1		6	11
CAN	3	2	1	4	1	2	1	1		2	1	8		1		4	1	2	1	1		2	1	5	13	
CHN				4								4	4	3	1	5	1				2	1		10	14	
COL	4	2	3		1		1		2		1	7		1	1		1			1				2	9	
CZE	3	1	1		1	2	1	1	2		1	8		1	1		1	2	1	1			1	4	12	
DEN				5	1	2	1	1	1	1	1	7				1	2	1	1			1	1	4	11	
ESP	3			4	1	2	1	1	1		1	9			1	4	1	2	1	1		1	1	8	17	
FRA	3				1	2	1	1	1			5		1	1		1	2	1	1	1			3	8	
GBR	4	2	2	5	1	2	1	1	1	3	1	12	3	3	2	5	1	2	1	1	3	3	1	10	22	
GER	4	2	1	5	1	2	1	1	2	2	1	10	3	2	2	5		2	1	1	2	2	1	9	19	
HKG		1	1		1	2	1	1				4		2	2		1	2	1	1	1		1	4	8	
HUN		1			1		1					2												2	2	
INA					1			1			1	2												2	2	
IND	3	1			1				1		1	5										1		1	6	
IRL																	1	2	1			1	1	3	3	
ISR		1	1			2	1	1				3												3	3	
ITA	3	2	1	4	1	2	1	1	2	2	1	12		1	1	5	1	2	1	1	1	2	1	7	19	
JPN	3	3	3	5	1	2	1	1	1	1	1	10		2	2		1	2	1	1		1	1	5	15	
KAZ			1		1		1	1	1	1	1	4												4	4	
LAO																	1		1	1			1	1	1	
LTU		1	1									1		1			1		1	1			1	3	4	
MAS		2	2									2		2	2						2			2	4	
MEX	3				1			1	1		1	5	3	3	1	4	1		1	1	1		1	7	12	
NED	3	3	3		1	2	1	1	2		1	9	4	2	2			2	1	1	2			7	16	
NOR																	1		1	1			1	1	1	
NZL																	1		1	1		1	1	2	2	
POL	3	1	1	4	1	2	1	1	2	1	1	10	4	2	2	5	1	2	1	1	2	1	1	10	20	
POR					1	2	1	1		1	1	3					1		1	1			1	2	5	
RSA								1				1												1	1	
SUI				5	1	2	1	1		2	1	8				4	1	2	1	1			1	6	14	
SUR		1	1									1												1	1	
SVK							1	1				2					1			1			1	1	3	
TPE		1	1									1												1	1	
TTO		1	1		1			1				2												2	2	
UAE									1			1												1	1	
UKR	3						1	1				4	4	2	1				1	1		1		4	8	
USA				4	1	2	1	1	1	2	1	6					1	2	1	1		2	1	4	10	
Total	48	30	27	49	24	36	23	24	23	21	23	180	28	31	25	45	24	34	24	24	23	20	22	137	317	

TITLE PARTNER 		MAIN PARTNER 		OFFICIAL PARTNER 		OFFICIAL SUPPLIER 	
HOST PARTNER 							

Event	Epreuves	Description	Description	Report	Rapport	No.
GENERAL COMMUNIQUE'S	COMMUNIQUEES GENERAUX					
College of Commissaires	Collège des Commissaires	UCI Technical Officials	Officiels Techniques de l'UCI	Information	Information	1
College of Commissaires	Collège des Commissaires	General Information	Informations Générales	Information	Information	2
College of Commissaires	Collège des Commissaires	Technical Information	Informations Techniques	Information	Information	3
College of Commissaires	Collège des Commissaires	Doping Control	Contrôle Anti-dopage	Information	Information	4
College of Commissaires	Collège des Commissaires	Liste of Entered Teams	Liste des Equipes Engagées	Information	Information	5
College of Commissaires	Collège des Commissaires	Training and Warm Up Sessions	Sessions d'entraînement et d'échauffement	Information	Information	6
College of Commissaires	Collège des Commissaires	Entry List by Country - Men	Liste des Inscrits par Pays - Hommes	Information	Information	7
College of Commissaires	Collège des Commissaires	Entry List by Country - Women	Liste des Inscrits par Pays - Femmes	Information	Information	8
College of Commissaires	Collège des Commissaires	Competition Schedule Day 1	Programme des Compétitions Jour 1	Schedule	Programme	9
College of Commissaires	Collège des Commissaires	Competition Schedule Day 2	Programme des Compétitions Jour 2	Schedule	Programme	10
College of Commissaires	Collège des Commissaires	Competition Schedule Day 3	Programme des Compétitions Jour 3	Schedule	Programme	11
College of Commissaires	Collège des Commissaires	Competition Schedule Day 4	Programme des Compétitions Jour 4	Schedule	Programme	12
College of Commissaires	Collège des Commissaires	Competition Schedule Day 5	Programme des Compétitions Jour 5	Schedule	Programme	13
Day 1	Jour 1	Medallists by Event	Médailles par Epreuve	Standing	Classement	180
Day 1	Jour 1	Medal Standings	Classement des Médailles	Standing	Classement	181
Day 2	Jour 2	Medallists by Event	Médailles par Epreuve	Standing	Classement	182
Day 2	Jour 2	Medal Standings	Classement des Médailles	Standing	Classement	183
Day 3	Jour 3	Medallists by Event	Médailles par Epreuve	Standing	Classement	184
Day 3	Jour 3	Medal Standings	Classement des Médailles	Standing	Classement	185
Day 4	Jour 4	Medallists by Event	Médailles par Epreuve	Standing	Classement	186
Day 4	Jour 4	Medal Standings	Classement des Médailles	Standing	Classement	187
Day 5	Jour 5	Medallists by Event	Médailles par Epreuve	Standing	Classement	188
Day 5	Jour 5	Medal Standings	Classement des Médailles	Standing	Classement	189
Final	Final	Number of Entries by Country	Nombre d'Inscrits par Pays	Standing	Classement	190
College of Commissaires	Collège des Commissaires	Decisions Day 1	Décisions Jour 1	Information	Information	191
College of Commissaires	Collège des Commissaires	Decisions Day 2	Décisions Jour 2	Information	Information	192
College of Commissaires	Collège des Commissaires	Decisions Day 3	Décisions Jour 3	Information	Information	193
College of Commissaires	Collège des Commissaires	Decisions Day 4	Décisions Jour 4	Information	Information	194
College of Commissaires	Collège des Commissaires	Decisions Day 5	Décisions Jour 5	Information	Information	195
College of Commissaires	Collège des Commissaires	Index	Table des matières	Information	Information	196
MEN	HOMMES					
M - TEAM SPRINT	H - VITESSE PAR EQUIPES					
Team Sprint	Vitesse par équipes	Qualifying	Qualifications	Start List	Liste de départ	14
Team Sprint	Vitesse par équipes	Qualifying	Qualifications	Results	Résultats	15
Team Sprint	Vitesse par équipes	First Round	Premier tour	Start List	Liste de départ	16
Team Sprint	Vitesse par équipes	First Round	Premier tour	Results	Résultats	17
Team Sprint	Vitesse par équipes	Finals 3-4 & 1-2	Finales 3-4 & 1-2	Start List	Liste de départ	18
Team Sprint	Vitesse par équipes	Finals 3-4 & 1-2	Finales 3-4 & 1-2	Results	Résultats	19
M - SPRINT	H - VITESSE					
Sprint 200m t.t.	Vitesse 200m c.l.m.	Qualifying	Qualifications	Start List	Liste de départ	20
Sprint 200m t.t.	Vitesse 200m c.l.m.	Qualifying	Qualifications	Results	Résultats	21
Sprint	Vitesse	1/16 Final	1/16 Finale	Start List	Liste de départ	22
Sprint	Vitesse	1/16 Final	1/16 Finale	Results	Résultats	23
Sprint	Vitesse	1/8 Final	1/8 Finale	Start List	Liste de départ	24
Sprint	Vitesse	1/8 Final	1/8 Finale	Results	Résultats	25
Sprint	Vitesse	1/4 Final	1/4 Finale	Start List	Liste de départ	26
Sprint	Vitesse	1/4 Final	1/4 Finale	Results	Résultats	27
Sprint	Vitesse	1/2 Final	1/2 Finale	Start List	Liste de départ	28
Sprint	Vitesse	1/2 Final	1/2 Finale	Results	Résultats	29
Sprint	Vitesse	Finals 3-4 & 1-2	Finales 3-4 & 1-2	Start List	Liste de départ	30
Sprint	Vitesse	Finals 3-4 & 1-2	Finales 3-4 & 1-2	Results	Résultats	31
Sprint	Vitesse	Summary	Résumé	Results	Résultats	32
M - KEIRIN	H - KEIRIN					
Keirin	Keirin	1st round	1er tour de compétition	Start List	Liste de départ	33
Keirin	Keirin	1st round	1er tour de compétition	Results	Résultats	34
Keirin	Keirin	Repechages	Repechages	Start List	Liste de départ	35
Keirin	Keirin	Repechages	Repechages	Results	Résultats	36
Keirin	Keirin	1/4 Final	1/4 Finale	Start List	Liste de départ	37
Keirin	Keirin	1/4 Final	1/4 Finale	Results	Résultats	38
Keirin	Keirin	1/2 Final	1/2 Finale	Start List	Liste de départ	39
Keirin	Keirin	1/2 Final	1/2 Finale	Results	Résultats	40
Keirin	Keirin	Finals places 7-12 & 1-6	Finales places 7-12 & 1-6	Start List	Liste de départ	41
Keirin	Keirin	Finals places 7-12 & 1-6	Finales places 7-12 & 1-6	Results	Résultats	42
M - KILOMETRE T.T.	H - KILOMETRE C.L.M.					
Kilometre t.t.	Kilomètre c.l.m.	Qualifying	Qualifications	Start List	Liste de départ	43
Kilometre t.t.	Kilomètre c.l.m.	Qualifying	Qualifications	Results	Résultats	44
Kilometre t.t.	Kilomètre c.l.m.	Final	Finale	Start List	Liste de départ	45
Kilometre t.t.	Kilomètre c.l.m.	Final	Finale	Results	Résultats	46
M - TEAM PURSUIT	H - POURSUITE PAR EQUIPES					
Team pursuit	Poursuite par équipes	Qualifying	Qualifications	Start List	Liste de départ	47
Team pursuit	Poursuite par équipes	Qualifying	Qualifications	Results	Résultats	48
Team pursuit	Poursuite par équipes	1st Round	Premier tour	Start List	Liste de départ	49
Team pursuit	Poursuite par équipes	1st Round	Premier tour	Results	Résultats	50
Team pursuit	Poursuite par équipes	Finals	Finales	Start List	Liste de départ	51
Team pursuit	Poursuite par équipes	Finals	Finales	Results	Résultats	52
M - INDIVIDUAL PURSUIT	H - POURSUITE INDIVIDUELLE					
Individual Pursuit	Poursuite individuelle	Qualifying	Qualifications	Start List	Liste de départ	53
Individual Pursuit	Poursuite individuelle	Qualifying	Qualifications	Results	Résultats	54
Individual pursuit	Poursuite individuelle	Finals 3-4 & 1-2	Finales 3-4 & 1-2	Start List	Liste de départ	55
Individual pursuit	Poursuite individuelle	Finals 3-4 & 1-2	Finales 3-4 & 1-2	Results	Résultats	56
M - POINTS RACE	H - COURSE AUX POINTS					
Points race 20 km	Course aux points 20 km	Qualifying Heat 1	Qualifications Manche 1	Start List	Liste de départ	57
Points race 20 km	Course aux points 20 km	Qualifying Heat 1	Qualifications Manche 1	Results	Résultats	58
Points race 20 km	Course aux points 20 km	Qualifying Heat 2	Qualifications Manche 2	Start List	Liste de départ	59
Points race 20 km	Course aux points 20 km	Qualifying Heat 2	Qualifications Manche 2	Results	Résultats	60
Points race 40 km	Course aux points 40 km	Final	Finale	Start List	Liste de départ	61

Points race 40 km	Course aux points 40 km	Final	Finale	Results	Résultats	62
M - SCRATCH	H - SCRATCH					
Scratch 7,5 km	Scratch 7,5 km	Qualifying Heat 1	Qualifications Manche 1	Start List	Liste de départ	63
Scratch 7,5 km	Scratch 7,5 km	Qualifying Heat 1	Qualifications Manche 1	Results	Résultats	64
Scratch 7,5 km	Scratch 7,5 km	Qualifying Heat 2	Qualifications Manche 2	Start List	Liste de départ	65
Scratch 7,5 km	Scratch 7,5 km	Qualifying Heat 2	Qualifications Manche 2	Results	Résultats	66
Scratch 15 km	Scratch 15 km	Final	Finale	Start List	Liste de départ	67
Scratch 15 km	Scratch 15 km	Final	Finale	Results	Résultats	68
M - ELIMINATION	H - SCRATCH					
Elimination - Scratch 7,5 km	Elimination - Scratch 7,5 km	Qualifying Heat 1	Qualifications Manche 1	Start List	Liste de départ	69
Elimination - Scratch 7,5 km	Elimination - Scratch 7,5 km	Qualifying Heat 1	Qualifications Manche 1	Results	Résultats	70
Elimination - Scratch 7,5 km	Elimination - Scratch 7,5 km	Qualifying Heat 2	Qualifications Manche 2	Start List	Liste de départ	71
Elimination - Scratch 7,5 km	Elimination - Scratch 7,5 km	Qualifying Heat 2	Qualifications Manche 2	Results	Résultats	72
Elimination	Elimination	Final	Finale	Start List	Liste de départ	73
Elimination	Elimination	Final	Finale	Results	Résultats	74
M - OMNIUM	H - OMNIUM					
Omnium - Points race 20 km	Omnium - Course aux points 20 km	Qualifying Heat 1	Qualifications Manche 1	Start List	Liste de départ	75
Omnium - Points race 20 km	Omnium - Course aux points 20 km	Qualifying Heat 1	Qualifications Manche 1	Results	Résultats	76
Omnium - Points race 20 km	Omnium - Course aux points 20 km	Qualifying Heat 2	Qualifications Manche 2	Start List	Liste de départ	77
Omnium - Points race 20 km	Omnium - Course aux points 20 km	Qualifying Heat 2	Qualifications Manche 2	Results	Résultats	78
Omnium I	Omnium I	Scratch 10 km	Scratch 10 km	Start List	Liste de départ	79
Omnium I	Omnium I	Scratch 10 km	Scratch 10 km	Results	Résultats	80
Omnium	Omnium	Gen. Class. after event 1	Class. Gén. après épreuve 1	Results	Résultats	81
Omnium II	Omnium II	Tempo Race 10 km	Course Tempo 10 km	Start List	Liste de départ	82
Omnium II	Omnium II	Tempo Race 10 km	Course Tempo 10 km	Results	Résultats	83
Omnium	Omnium	Gen. Class. after event 2	Class. Gén. après épreuve 2	Results	Résultats	84
Omnium III	Omnium III	Elimination	Elimination	Start List	Liste de départ	85
Omnium III	Omnium III	Elimination	Elimination	Results	Résultats	86
Omnium	Omnium	Gen. Class. after event 3	Class. Gén. après épreuve 3	Results	Résultats	87
Omnium IV	Omnium IV	Points Race 25 km	Course aux Points 25 km	Start List	Liste de départ	88
Omnium	Omnium	Results Progression	Progression des résultats	Results	Résultats	89
Omnium	Omnium	Final Classification	Classement final	Results	Résultats	90
M - MADISON	H - MADISON					
Madison 25 km	Madison 25 km	Qualifying Heat 1	Qualifications Manche 1	Start List	Liste de départ	91
Madison 25 km	Madison 25 km	Qualifying Heat 1	Qualifications Manche 1	Results	Résultats	92
Madison 25 km	Madison 25 km	Qualifying Heat 2	Qualifications Manche 2	Start List	Liste de départ	93
Madison 25 km	Madison 25 km	Qualifying Heat 2	Qualifications Manche 2	Results	Résultats	94
Madison 50 km	Madison 50 km	Final	Finale	Start List	Liste de départ	95
Madison 50 km	Madison 50 km	Final	Finale	Results	Résultats	96
WOMEN	FEMMES					
W - TEAM SPRINT	F - VITESSE PAR EQUIPES					
Team Sprint	Vitesse par équipes	Qualifying	Qualifications	Start List	Liste de départ	97
Team Sprint	Vitesse par équipes	Qualifying	Qualifications	Results	Résultats	98
Team Sprint	Vitesse par équipes	1/2 Final	1/2 Finale	Start List	Liste de départ	99
Team Sprint	Vitesse par équipes	1/2 Final	1/2 Finale	Results	Résultats	100
Team Sprint	Vitesse par équipes	Finals 3-4 & 1-2	Finales 3-4 & 1-2	Start List	Liste de départ	101
Team Sprint	Vitesse par équipes	Finals 3-4 & 1-2	Finales 3-4 & 1-2	Results	Résultats	102
W - SPRINT	F - VITESSE					
Sprint 200m t.t.	Vitesse 200m c.l.m.	Qualifying	Qualifications	Start List	Liste de départ	103
Sprint 200m t.t.	Vitesse 200m c.l.m.	Qualifying	Qualifications	Results	Résultats	104
Sprint	Vitesse	1/16 Final	1/16 Finale	Start List	Liste de départ	105
Sprint	Vitesse	1/16 Final	1/16 Finale	Results	Résultats	106
Sprint	Vitesse	1/8 Final	1/8 Finale	Start List	Liste de départ	107
Sprint	Vitesse	1/8 Final	1/8 Finale	Results	Résultats	108
Sprint	Vitesse	1/4 Final	1/4 Finale	Start List	Liste de départ	109
Sprint	Vitesse	1/4 Final	1/4 Finale	Results	Résultats	110
Sprint	Vitesse	1/2 Final	1/2 Finale	Start List	Liste de départ	111
Sprint	Vitesse	1/2 Final	1/2 Finale	Results	Résultats	112
Sprint	Vitesse	Finals 3-4 & 1-2	Finales 3-4 & 1-2	Start List	Liste de départ	113
Sprint	Vitesse	Finals 3-4 & 1-2	Finales 3-4 & 1-2	Results	Résultats	114
Sprint	Vitesse	Summary	Résumé	Results	Résultats	115
W - KEIRIN	F - KEIRIN					
Keirin	Keirin	1st round	1er tour de compétition	Start List	Liste de départ	116
Keirin	Keirin	1st round	1er tour de compétition	Results	Résultats	117
Keirin	Keirin	Repechages	Repechages	Start List	Liste de départ	118
Keirin	Keirin	Repechages	Repechages	Results	Résultats	119
Keirin	Keirin	1/4 Final	1/4 Finale	Start List	Liste de départ	120
Keirin	Keirin	1/4 Final	1/4 Finale	Results	Résultats	121
Keirin	Keirin	1/2 Final	1/2 Finale	Start List	Liste de départ	122
Keirin	Keirin	1/2 Final	1/2 Finale	Results	Résultats	123
Keirin	Keirin	Finals places 7-12 & 1-6	Finales places 7-12 & 1-6	Start List	Liste de départ	124
Keirin	Keirin	Finals places 7-12 & 1-6	Finales places 7-12 & 1-6	Results	Résultats	125
W - 500M T.T.	F - 500M C.L.M.					
500m t.t.	500m c.l.m.	Qualifying	Qualifications	Start List	Liste de départ	126
500m t.t.	500m c.l.m.	Qualifying	Qualifications	Results	Résultats	127
500m t.t.	500m c.l.m.	Final	Finale	Start List	Liste de départ	128
500m t.t.	500m c.l.m.	Final	Finale	Results	Résultats	129
W - TEAM PURSUIT	F - POURSUITE PAR EQUIPES					
Team pursuit	Poursuite par équipes	Qualifying	Qualifications	Start List	Liste de départ	130
Team pursuit	Poursuite par équipes	Qualifying	Qualifications	Results	Résultats	131
Team pursuit	Poursuite par équipes	First Round	Premier tour	Start List	Liste de départ	132
Team pursuit	Poursuite par équipes	First Round	Premier tour	Results	Résultats	133
Team pursuit	Poursuite par équipes	Finals	Finales	Start List	Liste de départ	134
Team pursuit	Poursuite par équipes	Finals	Finales	Results	Résultats	135
W - INDIVIDUAL PURSUIT	F - POURSUITE INDIVIDUELLE					
Individual Pursuit	Poursuite individuelle	Qualifying	Qualifications	Start List	Liste de départ	136
Individual Pursuit	Poursuite individuelle	Qualifying	Qualifications	Results	Résultats	137
Individual pursuit	Poursuite individuelle	Finals 3-4 & 1-2	Finales 3-4 & 1-2	Start List	Liste de départ	138

Individual pursuit	<i>Poursuite individuelle</i>	Finals 3-4 & 1-2	<i>Finales 3-4 & 1-2</i>	Results	<i>Résultats</i>	139
W - POINTS RACE	F - COURSE AUX POINTS					
Points race 15 km	<i>Course aux points 15 km</i>	Qualifying Heat 1	<i>Qualifications Manche 1</i>	Start List	<i>Liste de départ</i>	140
Points race 15 km	<i>Course aux points 15 km</i>	Qualifying Heat 1	<i>Qualifications Manche 1</i>	Results	<i>Résultats</i>	141
Points race 15 km	<i>Course aux points 15 km</i>	Qualifying Heat 2	<i>Qualifications Manche 2</i>	Start List	<i>Liste de départ</i>	142
Points race 15 km	<i>Course aux points 15 km</i>	Qualifying Heat 2	<i>Qualifications Manche 2</i>	Results	<i>Résultats</i>	143
Points race 25 km	<i>Course aux points 25 km</i>	Final	<i>Finale</i>	Start List	<i>Liste de départ</i>	144
Points race 25 km	<i>Course aux points 25 km</i>	Final	<i>Finale</i>	Results	<i>Résultats</i>	145
W - SCRATCH	F - SCRATCH					
Scratch 5 km	<i>Scratch 5 km</i>	Qualifying Heat 1	<i>Qualifications Manche 1</i>	Start List	<i>Liste de départ</i>	146
Scratch 5 km	<i>Scratch 5 km</i>	Qualifying Heat 1	<i>Qualifications Manche 1</i>	Results	<i>Résultats</i>	147
Scratch 5 km	<i>Scratch 5 km</i>	Qualifying Heat 2	<i>Qualifications Manche 2</i>	Start List	<i>Liste de départ</i>	148
Scratch 5 km	<i>Scratch 5 km</i>	Qualifying Heat 2	<i>Qualifications Manche 2</i>	Results	<i>Résultats</i>	149
Scratch 10 km	<i>Scratch 10 km</i>	Final	<i>Finale</i>	Start List	<i>Liste de départ</i>	150
Scratch 10 km	<i>Scratch 10 km</i>	Final	<i>Finale</i>	Results	<i>Résultats</i>	151
W - ELIMINATION	F - SCRATCH					
Elimination - Scratch 5 km	<i>Elimination - Scratch 5 km</i>	Qualifying Heat 1	<i>Qualifications Manche 1</i>	Start List	<i>Liste de départ</i>	152
Elimination - Scratch 5 km	<i>Elimination - Scratch 5 km</i>	Qualifying Heat 1	<i>Qualifications Manche 1</i>	Results	<i>Résultats</i>	153
Elimination - Scratch 5 km	<i>Elimination - Scratch 5 km</i>	Qualifying Heat 2	<i>Qualifications Manche 2</i>	Start List	<i>Liste de départ</i>	154
Elimination - Scratch 5 km	<i>Elimination - Scratch 5 km</i>	Qualifying Heat 2	<i>Qualifications Manche 2</i>	Results	<i>Résultats</i>	155
Elimination	<i>Elimination</i>	Final	<i>Finale</i>	Start List	<i>Liste de départ</i>	156
Elimination	<i>Elimination</i>	Final	<i>Finale</i>	Results	<i>Résultats</i>	157
W - OMNIUM	F - OMNIUM					
Omnium - Points race 15 km	<i>Omnium - Course aux points 15 km</i>	Qualifying Heat 1	<i>Qualifications Manche 1</i>	Start List	<i>Liste de départ</i>	158
Omnium - Points race 15 km	<i>Omnium - Course aux points 15 km</i>	Qualifying Heat 1	<i>Qualifications Manche 1</i>	Results	<i>Résultats</i>	159
Omnium - Points race 15 km	<i>Omnium - Course aux points 15 km</i>	Qualifying Heat 2	<i>Qualifications Manche 2</i>	Start List	<i>Liste de départ</i>	160
Omnium - Points race 15 km	<i>Omnium - Course aux points 15 km</i>	Qualifying Heat 2	<i>Qualifications Manche 2</i>	Results	<i>Résultats</i>	161
Omnium I	<i>Omnium I</i>	Scratch 7.5 km	<i>Scratch 7.5 km</i>	Start List	<i>Liste de départ</i>	162
Omnium I	<i>Omnium I</i>	Scratch 7.5 km	<i>Scratch 7.5 km</i>	Results	<i>Résultats</i>	163
Omnium	<i>Omnium</i>	Gen. Class. after event 1	<i>Class. Gén. après épreuve 1</i>	Results	<i>Résultats</i>	164
Omnium II	<i>Omnium II</i>	Tempo Race 7.5 km	<i>Course Tempo 7.5 km</i>	Start List	<i>Liste de départ</i>	165
Omnium II	<i>Omnium II</i>	Tempo Race 7.5 km	<i>Course Tempo 7.5 km</i>	Results	<i>Résultats</i>	166
Omnium	<i>Omnium</i>	Gen. Class. after event 2	<i>Class. Gén. après épreuve 2</i>	Results	<i>Résultats</i>	167
Omnium III	<i>Omnium III</i>	Elimination	<i>Elimination</i>	Start List	<i>Liste de départ</i>	168
Omnium III	<i>Omnium III</i>	Elimination	<i>Elimination</i>	Results	<i>Résultats</i>	169
Omnium	<i>Omnium</i>	Gen. Class. after event 3	<i>Class. Gén. après épreuve 3</i>	Results	<i>Résultats</i>	170
Omnium IV	<i>Omnium IV</i>	Points Race 20 km	<i>Course aux Points 20 km</i>	Start List	<i>Liste de départ</i>	171
Omnium	<i>Omnium</i>	Results Progression	<i>Progression des résultats</i>	Results	<i>Résultats</i>	172
Omnium	<i>Omnium</i>	Final Classification	<i>Classement final</i>	Results	<i>Résultats</i>	173
W - MADISON	F - MADISON					
Madison 15 km	<i>Madison 15 km</i>	Qualifying Heat 1	<i>Qualifications Manche 1</i>	Start List	<i>Liste de départ</i>	174
Madison 15 km	<i>Madison 15 km</i>	Qualifying Heat 1	<i>Qualifications Manche 1</i>	Results	<i>Résultats</i>	175
Madison 15 km	<i>Madison 15 km</i>	Qualifying Heat 2	<i>Qualifications Manche 2</i>	Start List	<i>Liste de départ</i>	176
Madison 15 km	<i>Madison 15 km</i>	Qualifying Heat 2	<i>Qualifications Manche 2</i>	Results	<i>Résultats</i>	177
Madison 30 km	<i>Madison 30 km</i>	Final	<i>Finale</i>	Start List	<i>Liste de départ</i>	178
Madison 30 km	<i>Madison 30 km</i>	Final	<i>Finale</i>	Results	<i>Résultats</i>	179

16-20 October 2024

Communiqué no. 19

Men's Team Sprint / Vitesse par équipe hommes

Final Classification / Classement final

Wed 16 Oct 2024 - Race distance: 3 laps

World Record	40.949 NED - Netherlands	Saint-Quentin-en-Yvelines (FRA)	6 AUG 2024
---------------------	--------------------------	---------------------------------	------------

Rank	NAT / Name	Lap 1	Lap 2 Lap 1-2	Time Lap 2-3	Average Speed km/h
For Gold					
GOLD	1 NED - Netherlands	17.379	29.497	42.046	64.215
	158 HOOGLAND Jeffrey		12.118	12.549	
	160 LAVREYSEN Harrie				
	161 van den BERG Roy				
SILVER	2 AUS - Australia	17.214	29.734	42.673	63.272
	62 CORNISH Thomas		12.520	12.939	
	63 ELLIOTT Ryan				
	64 HOFFMAN Leigh				
For Bronze					
BRONZE	3 JPN - Japan	17.522	29.774	42.877	62.971
	144 NAGASAKO Yoshitaku		12.252	13.103	
	146 OBARA Yuta				
	147 OTA Kaiya				
	4 GBR - Great Britain	17.270	30.249	43.322	62.324
	107 HILEY Marcus		12.979	13.073	
	108 LEDINGHAM-HORN Harry				
	111 TRUMAN Joseph				
	109 NORRIS Hayden (R)				
Placed after First Round					
	5 FRA - France				
	101 HELAL Rayan				
	102 LANDERNEAU Melvin				
	103 VIGIER Sebastien				
	6 COL - Colombia				
	77 MURILLO MINOTA Ruben Dario				
	78 ORTEGA FONTALVO Cristian David				
	79 QUINTERO CHAVARRO Kevin Santiago				
	80 RAMIREZ MORALES Santiago (R)				
	7 GER - Germany				
	115 HACKMANN Henric				
	118 SCHROTER Nik				
	119 SPIEGEL Luca				
	113 FLEMMING Pete-Collin (R)				

TITLE PARTNER	MAIN PARTNER	OFFICIAL PARTNER		OFFICIAL SUPPLIER
HOST PARTNER				

Men's Team Sprint / Vitesse par équipe hommes

Final Classification / Classement final

Wed 16 Oct 2024 - Race distance: 3 laps

Rank	NAT / Name	Lap 1	Lap 2 Lap 1-2	Time Lap 2-3	Average Speed km/h
8	ITA - Italy				
	130 BIANCHI Matteo				
	136 MINUTA Stefano				
	140 PREDOMO Mattia				
<i>Did not qualify for First Round</i>					
9	CAN - Canada				
	67 DODYK Ryan				
	68 HEDGCOCK James				
	71 RORKE Tyler				
10	CZE - Czechia				
	81 BOHUSLAVEK Matěj				
	82 ČECHMAN Martin				
	85 TOPINKA Dominik				
11	POL - Poland				
	164 BIELECKI Maciej				
	165 BURAWSKI Konrad				
	167 ROCHNA Daniel				
12	ESP - Spain				
	95 JIMENEZ ELIZONDO Ekain				
	96 MARTINEZ CHORRO Alejandro				
	98 MORENO SANCHEZ Jose				
13	MEX - Mexico				
	154 LOPEZ GONZAGA Jafet Emmanuel				
	155 MALO VILLALOBOS Ridley Naim				
	156 VERDUGO OSUNA Edgar Ismael				
14	IND - India				
	124 ESOW Esow				
	125 LAITONJAM Ronaldo				
	126 SINGH Y Rojit				
15	UKR - Ukraine				
	181 DANYLCHUK Bohdan				
	182 DENYSENKO Vladyslav				
	184 VARHARAKYN Valentyn				

TITLE PARTNER		MAIN PARTNER		OFFICIAL PARTNER		OFFICIAL SUPPLIER	

Men's Team Sprint / Vitesse par équipe hommes

Final Classification / Classement final

Wed 16 Oct 2024 - Race distance: 3 laps

Rank	NAT / Name	Lap 1	Lap 2 Lap 1-2	Time Lap 2-3	Average Speed km/h
------	---------------	-------	------------------	-----------------	--------------------------

Note:
Riders are presented in their starting order.

LEGEND
R Replaced

TITLE PARTNER	MAIN PARTNER		OFFICIAL PARTNER		OFFICIAL SUPPLIER
<p>TISSOT SWISS WATCHES SINCE 1853</p>				<p>HOME OF BUILDERS</p>	
HOST PARTNER					
			<p>DANMARKS CYKLE UNION</p>		



16-20 October 2024

Men's Team Sprint / Vitesse par équipe hommes Finals / Finales Race Analysis / Analyse de la course

For Gold

Distance	NED - Netherlands			Lap	Distance	AUS - Australia		
	Time	Rank	Lap Time			Time	Rank	Lap Time
125m	10.666	2			125m	10.478	1	
250m	17.379	2	17.379	1	250m	17.214	1	17.214
375m	23.490	2			375m	23.477	1	
500m	29.497	1	12.118	2	500m	29.734	2	12.520
625m	35.641	1			625m	36.030	2	
750m	42.046	1	12.549	3	750m	42.673	2	12.939

For Bronze

Distance	JPN - Japan			Lap	Distance	GBR - Great Britain		
	Time	Rank	Lap Time			Time	Rank	Lap Time
125m	10.659	4			125m	10.567	3	
250m	17.522	4	17.522	1	250m	17.270	3	17.270
375m	23.594	3			375m	23.769	4	
500m	29.774	3	12.252	2	500m	30.249	4	12.979
625m	36.192	3			625m	36.691	4	
750m	42.877	3	13.103	3	750m	43.322	4	13.073

TITLE PARTNER 		MAIN PARTNER 		OFFICIAL PARTNER 		OFFICIAL SUPPLIER 	
HOST PARTNER 							

16-20 October 2024

Communiqué no. 18 Rectificatif 1

Men's Team Sprint / Vitesse par équipe hommes Finals / Finales Start List / Liste de départ

Wed 16 Oct 2024 - Race distance: 3 laps

World Record 40.949 NED - Netherlands Saint-Quentin-en-Yvelines (FRA) 6 AUG 2024

Heat	Race Number	NAT / Name	Time
For Bronze		JPN - Japan	
	144	NAGASAKO Yoshitaku	
	147	OTA Kaiya	
	146	OBARA Yuta	
		GBR - Great Britain	
	111	TRUMAN Joseph	
	107	HILEY Marcus	
	108	LEDINGHAM-HORN Harry	
For Gold		NED - Netherlands	
	161	van den BERG Roy	
	160	LAVREYSEN Harrie	
	158	HOGLAND Jeffrey	
		AUS - Australia	
	63	ELLIOTT Ryan	
	64	HOFFMAN Leigh	
	62	CORNISH Thomas	

Note:

The composition of the teams may be subject to change up to 30 minutes before the start of the race. Sorted in the order given by the team.

<p>TITLE PARTNER</p> <p>TISSOT SWISS WATCHES SINCE 1853</p>	<p>MAIN PARTNER</p> <p>SHIMANO</p>	<p>OFFICIAL PARTNER</p> <p>Santini</p>	<p>OFFICIAL SUPPLIER</p> <p>BigMat HOME OF BUILDERS</p>	<p>OFFICIAL SUPPLIER</p> <p>GRONBLÅ</p>
<p>HOST PARTNER</p> <p>SPORT EVENT DENMARK</p>	<p>Ballerup Kommune</p>	<p>KOBENHAVNS CYKEL UNION</p>	<p>DCU DANMARKS CYKLE UNION</p>	<p>B BORDING DENMARK</p>
				<p>JESPER TORVEKØKKEN</p>
				<p>CSE</p>
				<p>ticketmaster</p>

16-20 October 2024

Communiqué no. 17

Men's Team Sprint / Vitesse par équipe hommes First Round / Premier tour Results / Résultats

Wed 16 Oct 2024 - Race distance: 3 laps

World Record	40.949 NED - Netherlands	Saint-Quentin-en-Yvelines (FRA)	6 AUG 2024
--------------	--------------------------	---------------------------------	------------

Heat	Rank	NAT / Name	Lap 1	Lap 2 Lap 1-2	Time Lap 2-3	Average Speed km/h	
1	1	GBR - Great Britain	17.218	29.956 12.738	42.888 12.932	62.955	QB
		108 LEDINGHAM-HORN Harry					
		109 NORRIS Hayden					
	2	FRA - France	17.434	29.814 12.380	43.026 13.212	62.753	
		101 HELAL Rayan					
		102 LANDERNEAU Melvin					
2	1	JPN - Japan	17.454	29.734 12.280	42.744 13.010	63.167	QB
		144 NAGASAKO Yoshitaku					
		146 OBARA Yuta					
	2	COL - Colombia	18.007	30.566 12.559	43.389 12.823	62.228	
		77 MURILLO MINOTA Ruben Dario					
		79 QUINTERO CHAVARRO Kevin Santiago					
3	1	AUS - Australia	17.524	29.813 12.289	42.617 12.804	63.355	QG
		62 CORNISH Thomas					
		63 ELLIOTT Ryan					
	2	ITA - Italy	17.727	30.196 12.469	44.042 13.846	61.305	
		130 BIANCHI Matteo					
		136 MINUTA Stefano					
4	1	NED - Netherlands	17.406	29.557 12.151	42.260 12.703	63.890	QG
		158 HOOGLAND Jeffrey					
		160 LAVREYSEN Harrie					
		161 van den BERG Roy					

TITLE PARTNER		MAIN PARTNER		OFFICIAL PARTNER		OFFICIAL SUPPLIER	

Men's Team Sprint / Vitesse par équipe hommes First Round / Premier tour Results / Résultats

Wed 16 Oct 2024 - Race distance: 3 laps

Heat	Rank	NAT / Name	Lap 1	Lap 2 Lap 1-2	Time Lap 2-3	Average Speed km/h
	2	GER - Germany	17.569	30.126	43.714	61.765
		115 HACKMANN Henric		12.557	13.588	
		118 SCHROTER Nik				
		119 SPIEGEL Luca				

Progression rule:

The fastest two winning teams race for the gold and silver medals, and the other two winning teams race for the bronze medal. Losers are classified from 5th to 8th place by their times in the First Round.

Note:

Riders are presented in their starting order.

LEGEND

QB Qualified for Bronze **QG** Qualified for Gold

TITLE PARTNER		MAIN PARTNER		OFFICIAL PARTNER		OFFICIAL SUPPLIER	
HOST PARTNER							

16-20 October 2024

Men's Team Sprint / Vitesse par équipe hommes First Round / Premier tour Race Analysis / Analyse de la course

Heat 1

GBR - Great Britain				Lap	FRA - France			
Distance	Time	Rank	Lap Time		Distance	Time	Rank	Lap Time
125m	10.542	1			125m	10.738	2	
250m	17.218	1	17.218	1	250m	17.434	2	17.434
375m	23.572	1			375m	23.606	2	
500m	29.956	2	12.738	2	500m	29.814	1	12.380
625m	36.327	2			625m	36.290	1	
750m	42.888	1	12.932	3	750m	43.026	2	13.212

Heat 2

JPN - Japan				Lap	COL - Colombia			
Distance	Time	Rank	Lap Time		Distance	Time	Rank	Lap Time
125m	10.622	1			125m	11.208	2	
250m	17.454	1	17.454	1	250m	18.007	2	18.007
375m	23.581	1			375m	24.278	2	
500m	29.734	1	12.280	2	500m	30.566	2	12.559
625m	36.092	1			625m	36.901	2	
750m	42.744	1	13.010	3	750m	43.389	2	12.823

Heat 3

AUS - Australia				Lap	ITA - Italy			
Distance	Time	Rank	Lap Time		Distance	Time	Rank	Lap Time
125m	10.724	1			125m	10.986	2	
250m	17.524	1	17.524	1	250m	17.727	2	17.727
375m	23.657	1			375m	23.963	2	
500m	29.813	1	12.289	2	500m	30.196	2	12.469
625m	36.082	1			625m	37.158	2	
750m	42.617	1	12.804	3	750m	44.042	2	13.846

Heat 4

NED - Netherlands				Lap	GER - Germany			
Distance	Time	Rank	Lap Time		Distance	Time	Rank	Lap Time
125m	10.654	1			125m	10.703	2	
250m	17.406	1	17.406	1	250m	17.569	2	17.569
375m	23.553	1			375m	23.829	2	
500m	29.557	1	12.151	2	500m	30.126	2	12.557
625m	35.777	1			625m	36.759	2	
750m	42.260	1	12.703	3	750m	43.714	2	13.588

TITLE PARTNER		MAIN PARTNER		OFFICIAL PARTNER		OFFICIAL SUPPLIER	



16-20 October 2024

Communiqué no. 16 Rectificatif 1

Men's Team Sprint / Vitesse par équipe hommes First Round / Premier tour Start List / Liste de départ

Wed 16 Oct 2024 - Race distance: 3 laps

World Record	40.949 NED - Netherlands	Saint-Quentin-en-Yvelines (FRA)	6 AUG 2024
--------------	--------------------------	---------------------------------	------------

Heat	Race Number	NAT / Name	Time
1		GBR - Great Britain	
	111	TRUMAN Joseph	
	109	NORRIS Hayden	
	108	LEDINGHAM-HORN Harry	
		FRA - France	
	103	VIGIER Sebastien	
	101	HELAL Rayan	
	102	LANDERNEAU Melvin	
2		JPN - Japan	
	144	NAGASAKO Yoshitaku	
	147	OTA Kaiya	
	146	OBARA Yuta	
		COL - Colombia	
	77	MURILLO MINOTA Ruben Dario	
	79	QUINTERO CHAVARRO Kevin Santiago	
	78	ORTEGA FONTALVO Cristian David	
3		AUS - Australia	
	63	ELLIOTT Ryan	
	64	HOFFMAN Leigh	
	62	CORNISH Thomas	
		ITA - Italy	
	136	MINUTA Stefano	
	140	PREDOMO Mattia	
	130	BIANCHI Matteo	

TITLE PARTNER		MAIN PARTNER		OFFICIAL PARTNER		OFFICIAL SUPPLIER	

Men's Team Sprint / Vitesse par équipe hommes First Round / Premier tour Start List / Liste de départ

Wed 16 Oct 2024 - Race distance: 3 laps

Heat	Race Number	NAT / Name	Time
4		NED - Netherlands	
	161	van den BERG Roy	
	160	LAVREYSEN Harrie	
	158	HOOGLAND Jeffrey	
		GER - Germany	
	118	SCHROTER Nik	
	119	SPIEGEL Luca	
	115	HACKMANN Henric	

Progression rule:

The fastest two winning teams race for the gold and silver medals, and the other two winning teams race for the bronze medal. Losers are classified from 5th to 8th place by their times in the First Round.

Note:

The composition of the teams may be subject to change up to 30 minutes before the start of the race. Sorted in the order given by the team.

<p>TITLE PARTNER</p>	<p>MAIN PARTNER</p>	<p>OFFICIAL PARTNER</p>		<p>OFFICIAL SUPPLIER</p>
<p>HOST PARTNER</p>				

Men's Team Sprint / Vitesse par équipe hommes Qualifying / Qualifications Results / Résultats

Wed 16 Oct 2024 - Race distance: 3 laps

World Record	40.949 NED - Netherlands	Saint-Quentin-en-Yvelines (FRA)	6 AUG 2024
---------------------	--------------------------	---------------------------------	------------

Rank	NAT / Name	Lap 1	Lap 2 Lap 1-2	Time Lap 2-3	Average Speed km/h	
1	NED - Netherlands 161 van den BERG Roy 160 LAVREYSEN Harrie 158 HOOGLAND Jeffrey	17.558 (3)	29.757 (1) 12.199 (1)	42.589 (1) 12.832 (1)	63.397	Q
2	AUS - Australia 63 ELLIOTT Ryan 64 HOFFMAN Leigh 62 CORNISH Thomas	17.710 (6)	30.023 (3) 12.313 (2)	42.993 (2) 12.970 (3)	62.801	Q
3	JPN - Japan 144 NAGASAKO Yoshitaku 147 OTA Kaiya 146 OBARA Yuta	17.451 (2)	29.818 (2) 12.367 (3)	42.998 (3) 13.180 (5)	62.794	Q
4	GBR - Great Britain 111 TRUMAN Joseph 109 NORRIS Hayden 108 LEDINGHAM-HORN Harry	17.321 (1)	30.089 (4) 12.768 (8)	43.030 (4) 12.941 (2)	62.747	Q
5	FRA - France 103 VIGIER Sebastien 101 HELAL Rayan 102 LANDERNEAU Melvin	17.591 (4)	30.234 (5) 12.643 (4)	43.493 (5) 13.259 (7)	62.079	Q
6	COL - Colombia 77 MURILLO MINOTA Ruben Dario 79 QUINTERO CHAVARRO Kevin Santiago 80 RAMIREZ MORALES Santiago	18.043 (12)	30.759 (9) 12.716 (6)	43.852 (6) 13.093 (4)	61.571	Q
7	ITA - Italy 136 MINUTA Stefano 140 PREDOMO Mattia 130 BIANCHI Matteo	17.763 (8)	30.432 (7) 12.669 (5)	43.906 (7) 13.474 (10)	61.495	Q
8	GER - Germany 118 SCHROTER Nik 119 SPIEGEL Luca 113 FLEMMING Pete-Collin	17.674 (5)	30.420 (6) 12.746 (7)	44.186 (8) 13.766 (14)	61.105	Q

TITLE PARTNER 	MAIN PARTNER 	OFFICIAL PARTNER 		OFFICIAL SUPPLIER
HOST PARTNER 				

Men's Team Sprint / Vitesse par équipe hommes Qualifying / Qualifications Results / Résultats

Wed 16 Oct 2024 - Race distance: 3 laps

Rank	NAT / Name	Lap 1	Lap 2 Lap 1-2	Time Lap 2-3	Average Speed km/h
9	CAN - Canada	18.016 (10)	30.956 (11)	44.203 (9)	61.082
	71 RORKE Tyler		12.940 (11)	13.247 (6)	
	67 DODYK Ryan				
	68 HEDGCOCK James				
10	CZE - Czechia	18.091 (13)	30.954 (10)	44.245 (10)	61.024
	81 BOHUSLAVEK Matěj		12.863 (10)	13.291 (8)	
	85 TOPINKA Dominik				
11	POL - Poland	17.726 (7)	30.579 (8)	44.488 (11)	60.691
	167 ROCHNA Daniel		12.853 (9)	13.909 (15)	
	165 BURAWSKI Konrad				
12	ESP - Spain	17.832 (9)	31.147 (12)	44.563 (12)	60.588
	98 MORENO SANCHEZ Jose		13.315 (13)	13.416 (9)	
	96 MARTINEZ CHORRO Alejandro				
13	MEX - Mexico	18.246 (14)	31.582 (14)	45.089 (13)	59.882
	155 MALO VILLALOBOS Ridley Naim		13.336 (14)	13.507 (11)	
	154 LOPEZ GONZAGA Jafet Emmanuel				
14	IND - India	18.022 (11)	31.428 (13)	45.095 (14)	59.874
	126 SINGH Y Rojit		13.406 (15)	13.667 (12)	
	124 ESOW Esow				
15	UKR - Ukraine	18.574 (15)	31.790 (15)	45.534 (15)	59.296
	184 VARHARAKYN Valentyn		13.216 (12)	13.744 (13)	
	181 DANYLCHUK Bohdan				
	182 DENYSENKO Vladyslav				

Progression rule:

Fastest 8 teams qualify for the first round.

Note:

Riders are presented in their starting order.

LEGEND

Q Qualified

TITLE PARTNER		MAIN PARTNER		OFFICIAL PARTNER		OFFICIAL SUPPLIER	

16-20 October 2024

Men's Team Sprint / Vitesse par équipe hommes Qualifying / Qualifications Race Analysis / Analyse de la course

Heat 1					Heat 2				
Distance	UKR - Ukraine		Lap Time	Lap	Distance	ESP - Spain		Lap Time	
	Time	Rank				Time	Rank		
125m	11.356	15			125m	10.929	8		
250m	18.574	15	18.574	1	250m	17.832	9	17.832	
375m	25.161	15			375m	24.418	10		
500m	31.790	15	13.216	2	500m	31.147	12	13.315	
625m	38.539	15			625m	37.766	12		
750m	45.534	15	13.744	3	750m	44.563	12	13.416	

Heat 3					Heat 4				
Distance	MEX - Mexico		Lap Time	Lap	Distance	IND - India		Lap Time	
	Time	Rank				Time	Rank		
125m	11.111	11			125m	11.036	10		
250m	18.246	14	18.246	1	250m	18.022	11	18.022	
375m	24.850	14			375m	24.626	13		
500m	31.582	14	13.336	2	500m	31.428	13	13.406	
625m	38.227	14			625m	38.172	13		
750m	45.089	13	13.507	3	750m	45.095	14	13.667	

Heat 5					Heat 6				
Distance	CZE - Czechia		Lap Time	Lap	Distance	COL - Colombia		Lap Time	
	Time	Rank				Time	Rank		
125m	11.147	12			125m	11.254	14		
250m	18.091	13	18.091	1	250m	18.043	12	18.043	
375m	24.427	11			375m	24.400	9		
500m	30.954	10	12.863	2	500m	30.759	9	12.716	
625m	37.500	11			625m	37.179	8		
750m	44.245	10	13.291	3	750m	43.852	6	13.093	

Heat 7					Heat 8				
Distance	ITA - Italy		Lap Time	Lap	Distance	POL - Poland		Lap Time	
	Time	Rank				Time	Rank		
125m	10.987	9			125m	10.912	7		
250m	17.763	8	17.763	1	250m	17.726	7	17.726	
375m	24.144	8			375m	24.130	7		
500m	30.432	7	12.669	2	500m	30.579	8	12.853	
625m	37.044	6			625m	37.372	9		
750m	43.906	7	13.474	3	750m	44.488	11	13.909	

TITLE PARTNER 		MAIN PARTNER 		OFFICIAL PARTNER 		OFFICIAL SUPPLIER 	
HOST PARTNER 							

16-20 October 2024

Men's Team Sprint / Vitesse par équipe hommes Qualifying / Qualifications Race Analysis / Analyse de la course

Heat 9					Heat 10				
Distance	CAN - Canada		Lap Time	Lap	Distance	GER - Germany		Lap Time	
	Time	Rank				Time	Rank		
125m	11.202	13			125m	10.768	4		
250m	18.016	10	18.016	1	250m	17.674	5	17.674	
375m	24.496	12			375m	24.034	6		
500m	30.956	11	12.940	2	500m	30.420	6	12.746	
625m	37.451	10			625m	37.130	7		
750m	44.203	9	13.247	3	750m	44.186	8	13.766	

Heat 11					Heat 12				
Distance	JPN - Japan		Lap Time	Lap	Distance	FRA - France		Lap Time	
	Time	Rank				Time	Rank		
125m	10.603	2			125m	10.824	5		
250m	17.451	2	17.451	1	250m	17.591	4	17.591	
375m	23.582	1			375m	23.911	5		
500m	29.818	2	12.367	2	500m	30.234	5	12.643	
625m	36.285	2			625m	36.717	5		
750m	42.998	3	13.180	3	750m	43.493	5	13.259	

Heat 13					Heat 14				
Distance	AUS - Australia		Lap Time	Lap	Distance	GBR - Great Britain		Lap Time	
	Time	Rank				Time	Rank		
125m	10.825	6			125m	10.573	1		
250m	17.710	6	17.710	1	250m	17.321	1	17.321	
375m	23.855	4			375m	23.674	2		
500m	30.023	3	12.313	2	500m	30.089	4	12.768	
625m	36.388	3			625m	36.468	4		
750m	42.993	2	12.970	3	750m	43.030	4	12.941	

Heat 15				
Distance	NED - Netherlands		Lap Time	Lap
	Time	Rank		
125m	10.751	3		
250m	17.558	3	17.558	1
375m	23.699	3		
500m	29.757	1	12.199	2
625m	36.050	1		
750m	42.589	1	12.832	3

TITLE PARTNER 		MAIN PARTNER 		OFFICIAL PARTNER 		OFFICIAL SUPPLIER 	
HOST PARTNER 							

Men's Team Sprint / Vitesse par équipe hommes Qualifying / Qualifications Start List / Liste de départ

Wed 16 Oct 2024 - Race distance: 3 laps

World Record	40.949 NED - Netherlands	Saint-Quentin-en-Yvelines (FRA)	6 AUG 2024
--------------	--------------------------	---------------------------------	------------

Heat	Race Number	NAT / Name	Time
1		UKR - Ukraine	
	184	VARHARAKYN Valentyn	
	181	DANYLCHUK Bohdan	
	182	DENYSENKO Vladyslav	
2		ESP - Spain	
	98	MORENO SANCHEZ Jose	
	96	MARTINEZ CHORRO Alejandro	
	95	JIMENEZ ELIZONDO Ekain	
3		MEX - Mexico	
	155	MALO VILLALOBOS Ridley Naim	
	154	LOPEZ GONZAGA Jafet Emmanuel	
	156	VERDUGO OSUNA Edgar Ismael	
4		IND - India	
	126	SINGH Y Rojit	
	124	ESOW Esow	
	125	LAITONJAM Ronaldo	
5		CZE - Czechia	
	81	BOHUSLAVEK Matěj	
	85	TOPINKA Dominik	
	82	ČECHMAN Martin	

TITLE PARTNER SWISS WATCHES SINCE 1853	MAIN PARTNER 	OFFICIAL PARTNER HOME OF BUILDERS		OFFICIAL SUPPLIER JESPER TORVEKØKKEN
HOST PARTNER 			 DANMARKS CYKLE UNION	

Men's Team Sprint / Vitesse par équipe hommes Qualifying / Qualifications Start List / Liste de départ

Wed 16 Oct 2024 - Race distance: 3 laps

Heat	Race Number	NAT / Name	Time
6		COL - Colombia	
	77	MURILLO MINOTA Ruben Dario	
	79	QUINTERO CHAVARRO Kevin Santiago	
	80	RAMIREZ MORALES Santiago	
7		ITA - Italy	
	136	MINUTA Stefano	
	140	PREDOMO Mattia	
	130	BIANCHI Matteo	
8		POL - Poland	
	167	ROCHNA Daniel	
	165	BURAWSKI Konrad	
	164	BIELECKI Maciej	
9		CAN - Canada	
	71	RORKE Tyler	
	67	DODYK Ryan	
	68	HEDGCOCK James	
10		GER - Germany	
	118	SCHROTER Nik	
	119	SPIEGEL Luca	
	113	FLEMMING Pete-Collin	
11		JPN - Japan	
	144	NAGASAKO Yoshitaku	
	147	OTA Kaiya	
	146	OBARA Yuta	

TITLE PARTNER		MAIN PARTNER		OFFICIAL PARTNER		OFFICIAL SUPPLIER	
HOST PARTNER							

Men's Team Sprint / Vitesse par équipe hommes Qualifying / Qualifications Start List / Liste de départ

Wed 16 Oct 2024 - Race distance: 3 laps

Heat	Race Number	NAT / Name	Time
12		FRA - France	_____
	103	VIGIER Sebastien	
	101	HELAL Rayan	
	102	LANDERNEAU Melvin	
13		AUS - Australia	_____
	63	ELLIOTT Ryan	
	64	HOFFMAN Leigh	
	62	CORNISH Thomas	
14		GBR - Great Britain	_____
	111	TRUMAN Joseph	
	109	NORRIS Hayden	
	108	LEDINGHAM-HORN Harry	
15		NED - Netherlands	_____
	161	van den BERG Roy	
	160	LAVREYSEN Harrie	
	158	HOGLAND Jeffrey	

Progression rule:

Fastest 8 teams qualify for the first round.

Note:

The composition of the teams may be subject to change up to 30 minutes before the start of the race. Sorted in the order given by the team.

TITLE PARTNER 		MAIN PARTNER 		OFFICIAL PARTNER 		OFFICIAL SUPPLIER 			
HOST PARTNER 									

Men's Sprint / Vitesse hommes

Final Classification / Classement final

Sun 20 Oct 2024

Rank	Race Number	Name	NAT	Race 1	Race 2	Decider
------	-------------	------	-----	--------	--------	---------

For Gold

200m Time: 9.641 9.726
Average Speed km/h: 74.681 74.028

GOLD	1	160	LAVREYSEN Harrie	NED	Winner	Winner
SILVER	2	158	HOOGLAND Jeffrey	NED	+1.026	+0.150

For Bronze

200m Time: 9.847 9.869
Average Speed km/h: 73.119 72.956

BRONZE	3	147	OTA Kaiya	JPN	Winner	Winner
	4	179	PAUL Nicholas	TTO	+0.409	+0.217

Did not qualify for Semifinals

5	128	YAKOVLEV Mikhail	ISR
6	64	HOFFMAN Leigh	AUS
7	146	OBARA Yuta	JPN
8	111	TRUMAN Joseph	GBR

Did not qualify for Quarterfinals

9	168	RUDYK Mateusz	POL
10	78	ORTEGA FONTALVO Cristian David	COL
11	145	NAKANO Shinji	JPN
12	151	LENDEL Vasilijus	LTU
13	162	van LOON Tijmen	NED
14	71	RORKE Tyler	CAN
15	176	TJON EN FA Jair	SUR
16	140	PREDOMO Mattia	ITA

<p>TITLE PARTNER</p> <p>TISSOT SWISS WATCHES SINCE 1853</p>	<p>MAIN PARTNER</p>	<p>OFFICIAL PARTNER</p> <p>HOME OF BUILDERS</p>	<p>OFFICIAL SUPPLIER</p>
<p>HOST PARTNER</p>		<p>DANMARKS CYKLE UNION</p>	

Men's Sprint / Vitesse hommes

Final Classification / Classement final

Sun 20 Oct 2024

Rank	Race Number	Name	NAT	Race 1	Race 2	Decider
------	-------------	------	-----	--------	--------	---------

Did not qualify for 1/8 Finals

17	67	DODYK Ryan	CAN			
18	119	SPIEGEL Luca	GER			
19	79	QUINTERO CHAVARRO Kevin Santiago	COL			
20	122	SZALONTAY Sandor	HUN			
21	82	ČECHMAN Martin	CZE			
22	153	SAHROM Muhammad Shah Firdaus	MAS			
23	138	MORO Stefano	ITA			
24	107	HILEY Marcus	GBR			
25	152	SAHROM Muhammad Ridwan	MAS			
26	178 w	KANG Shih Feng	TPE			
27	63	ELLIOTT Ryan	AUS			
28	125	LAITONJAM Ronaldo	IND			

Did not qualify for 1/16 Finals

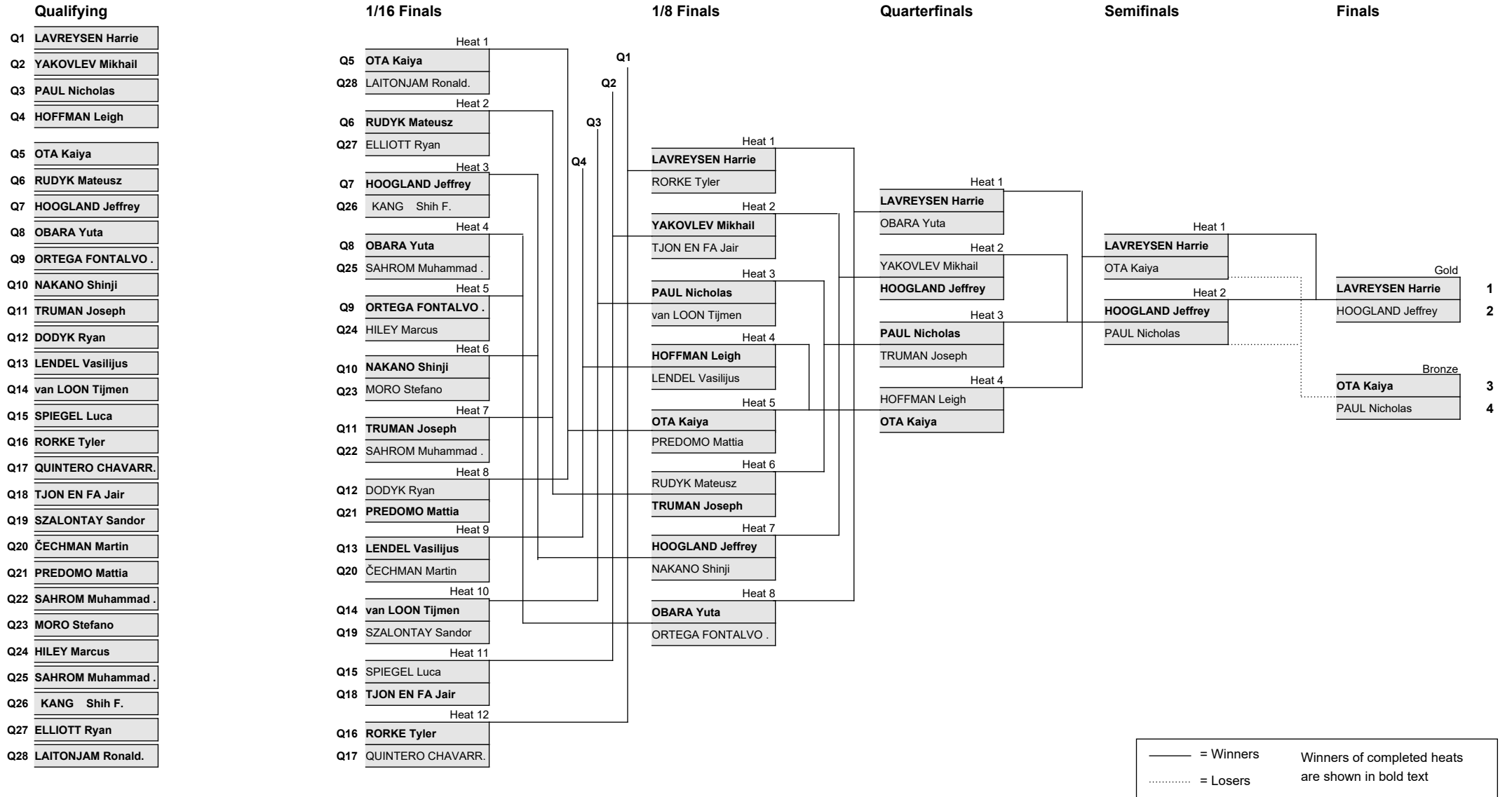
29	115	HACKMANN Henric	GER			
30	121	TO Cheuk Hei	HKG			

LEGEND

w Warning

TITLE PARTNER		MAIN PARTNER		OFFICIAL PARTNER		OFFICIAL SUPPLIER	

Men's Sprint / Vitesse hommes
Results Bracket / Tableau de progression



Men's Sprint / Vitesse hommes Finals / Finales Start List / Liste de départ

Sun 20 Oct 2024 - Race distance: 3 laps

Race Number	Name	NAT	Race 1	Race 2	Decider
For Bronze					
		200m Time:			
		Average Speed km/h:			
147	OTA Kaiya	JPN			
179	PAUL Nicholas	TTO			
For Gold					
		200m Time:			
		Average Speed km/h:			
160	LAVREYSEN Harrie	NED			
158	HOOGLAND Jeffrey	NED			

TITLE PARTNER		MAIN PARTNER		OFFICIAL PARTNER		OFFICIAL SUPPLIER	
HOST PARTNER							

Men's Sprint / Vitesse hommes Semifinals / Demi-finales Results / Résultats

Sun 20 Oct 2024 - Race distance: 3 laps

Rank	Race Number	Name	NAT	Race 1	Race 2	Decider
				200m Time:	9.681	9.755
				Average Speed km/h:	74.372	73.808
Heat 1						
1	160	LAVREYSEN Harrie	NED	Winner	Winner	Q
2	147	OTA Kaiya	JPN	+0.132	+0.042	
				200m Time:	9.933	10.162
				Average Speed km/h:	72.486	70.852
Heat 2						
1	158	HOOGLAND Jeffrey	NED	+0.243	Winner	Winner Q
2	179	PAUL Nicholas	TTO	Winner	+0.169	+9.271

Progression rule:

The winners race for the gold and silver medals. The losers race for the bronze medal.

LEGEND

Q Qualified

TITLE PARTNER 		MAIN PARTNER 		OFFICIAL PARTNER 		OFFICIAL SUPPLIER 	
HOST PARTNER 							

Men's Sprint / Vitesse hommes Semifinals / Demi-finales Start List / Liste de départ

Sun 20 Oct 2024 - Race distance: 3 laps

Race Number	Name	NAT	Race 1	Race 2	Decider
200m Time:					
Average Speed km/h:					
Heat 1					
160	LAVREYSEN Harrie	NED			
147	OTA Kaiya	JPN			
200m Time:					
Average Speed km/h:					
Heat 2					
158	HOOGLAND Jeffrey	NED			
179	PAUL Nicholas	TTO			

Progression rule:

The winners race for the gold and silver medals. The losers race for the bronze medal.

TITLE PARTNER SWISS WATCHES SINCE 1853	MAIN PARTNER 	OFFICIAL PARTNER HOME OF BUILDERS		OFFICIAL SUPPLIER
HOST PARTNER 			 DANMARKS CYKLE UNION	

16-20 October 2024

Communiqué no. 27

Men's Sprint / Vitesse hommes Quarterfinals / Quart de finales Results / Résultats

Sat 19 Oct 2024 - Race distance: 3 laps

Rank	Race Number	Name	NAT	Race 1	Race 2	Decider
				200m Time:	9.950	9.752
				Average Speed km/h:	72.362	73.831
Heat 1						
1	160	LAVREYSEN Harrie	NED	Winner	Winner	Q
2	146	OBARA Yuta	JPN	+0.309	+0.118	
				200m Time:	10.409	9.968
				Average Speed km/h:	69.171	72.231
Heat 2						
1	158	HOOGLAND Jeffrey	NED	Winner	+0.006	Winner Q
2	128	YAKOVLEV Mikhail	ISR	+3.722	Winner	+0.018
				200m Time:	9.959	10.053
				Average Speed km/h:	72.296	71.620
Heat 3						
1	179	PAUL Nicholas	TTO	Winner	Winner	Q
2	111	TRUMAN Joseph	GBR	+0.121	+0.112	
				200m Time:	9.928	9.761
				Average Speed km/h:	72.522	73.763
Heat 4						
1	147	OTA Kaiya	JPN	Winner	Winner	Q
2	64	HOFFMAN Leigh	AUS	+0.055	+0.186	

Progression rule:

The winner of each heat qualifies to the Semifinals.

LEGEND

Q Qualified

TITLE PARTNER 		MAIN PARTNER 		OFFICIAL PARTNER 		OFFICIAL SUPPLIER 	
HOST PARTNER 							

Men's Sprint / Vitesse hommes Quarterfinals / Quart de finales Start List / Liste de départ

Sat 19 Oct 2024 - Race distance: 3 laps

Race Number	Name	NAT	Race 1	Race 2	Decider
Heat 1					
		200m Time:			
		Average Speed km/h:			
160	LAVREYSEN Harrie	NED			
146	OBARA Yuta	JPN			
Heat 2					
		200m Time:			
		Average Speed km/h:			
128	YAKOVLEV Mikhail	ISR			
158	HOOGLAND Jeffrey	NED			
Heat 3					
		200m Time:			
		Average Speed km/h:			
179	PAUL Nicholas	TTO			
111	TRUMAN Joseph	GBR			
Heat 4					
		200m Time:			
		Average Speed km/h:			
64	HOFFMAN Leigh	AUS			
147	OTA Kaiya	JPN			

Progression rule:

The winner of each heat qualifies to the Semifinals.

TITLE PARTNER		MAIN PARTNER		OFFICIAL PARTNER		OFFICIAL SUPPLIER	

16-20 October 2024

Communiqué no. 25

Men's Sprint / Vitesse hommes 1/8 Finals / 1/8 de finale Results / Résultats

Sat 19 Oct 2024 - Race distance: 3 laps

Rank	Race Number	Name	NAT		
			200m Time:		10.190
			Average Speed km/h:		70.658
Heat 1					
1	160	LAVREYSEN Harrie	NED	Winner	Q
2	71	RORKE Tyler	CAN	+0.050	
			200m Time:		10.040
			Average Speed km/h:		71.713
Heat 2					
1	128	YAKOVLEV Mikhail	ISR	Winner	Q
2	176	TJON EN FA Jair	SUR	+0.116	
			200m Time:		11.042
			Average Speed km/h:		65.206
Heat 3					
1	179	PAUL Nicholas	TTO	Winner	Q
2	162	van LOON Tijmen	NED	+0.099	
			200m Time:		9.813
			Average Speed km/h:		73.372
Heat 4					
1	64	HOFFMAN Leigh	AUS	Winner	Q
2	151	LENDEL Vasilijus	LTU	+1.160	
			200m Time:		10.022
			Average Speed km/h:		71.842
Heat 5					
1	147	OTA Kaiya	JPN	Winner	Q
2	140	PREDOMO Mattia	ITA	+0.096	
			200m Time:		9.943
			Average Speed km/h:		72.413
Heat 6					
1	111	TRUMAN Joseph	GBR	Winner	Q
2	168	RUDYK Mateusz	POL	+0.180	
			200m Time:		9.910
			Average Speed km/h:		72.654
Heat 7					
1	158	HOOGLAND Jeffrey	NED	Winner	Q
2	145	NAKANO Shinji	JPN	+0.051	
			200m Time:		10.068
			Average Speed km/h:		71.514
Heat 8					
1	146	OBARA Yuta	JPN	Winner	Q
2	78	ORTEGA FONTALVO Cristian David	COL	+0.039	

TITLE PARTNER 		MAIN PARTNER 		OFFICIAL PARTNER 		OFFICIAL SUPPLIER 	
HOST PARTNER 							



16-20 October 2024

Communiqué no. 25

Men's Sprint / Vitesse hommes 1/8 Finals / 1/8 de finale Results / Résultats

Sat 19 Oct 2024 - Race distance: 3 laps

Rank	Race Number	Name	NAT
------	-------------	------	-----

Progression rule:

The winner of each heat qualifies to the Quarterfinals.

Note:

The average speed is taken over the last 200m.

LEGEND

Q Qualified

TITLE PARTNER		MAIN PARTNER		OFFICIAL PARTNER		OFFICIAL SUPPLIER	

Men's Sprint / Vitesse hommes 1/8 Finals / 1/8 de finale Start List / Liste de départ

Sat 19 Oct 2024 - Race distance: 3 laps

Race Number	Name	NAT	200m Time:	Average Speed km/h:
Heat 1				
160	LAVREYSEN Harrie	NED		
71	RORKE Tyler	CAN		
Heat 2				
128	YAKOVLEV Mikhail	ISR		
176	TJON EN FA Jair	SUR		
Heat 3				
179	PAUL Nicholas	TTO		
162	van LOON Tijmen	NED		
Heat 4				
64	HOFFMAN Leigh	AUS		
151	LENDEL Vasilijus	LTU		
Heat 5				
147	OTA Kaiya	JPN		
140	PREDOMO Mattia	ITA		
Heat 6				
168	RUDYK Mateusz	POL		
111	TRUMAN Joseph	GBR		
Heat 7				
158	HOOGLAND Jeffrey	NED		
145	NAKANO Shinji	JPN		
Heat 8				
146	OBARA Yuta	JPN		
78	ORTEGA FONTALVO Cristian David	COL		

Progression rule:

The winner of each heat qualifies to the Quarterfinals.

TITLE PARTNER 		MAIN PARTNER 		OFFICIAL PARTNER 		OFFICIAL SUPPLIER 	
HOST PARTNER 							

16-20 October 2024

Communiqué no. 23

Men's Sprint / Vitesse hommes 1/16 Finals / 1/16 de finale Results / Résultats

Sat 19 Oct 2024 - Race distance: 3 laps

Rank	Race Number	Name	NAT		
			200m Time:	10.476	
			Average Speed km/h:	68.729	
Heat 1					
1	147	OTA Kaiya	JPN	Winner	Q
2	125	LAITONJAM Ronaldo	IND	+0.023	
			200m Time:	10.304	
			Average Speed km/h:	69.876	
Heat 2					
1	168	RUDYK Mateusz	POL	Winner	Q
2	63	ELLIOTT Ryan	AUS	+0.068	
			200m Time:	10.239	
			Average Speed km/h:	70.319	
Heat 3					
1	158	HOOGLAND Jeffrey	NED	Winner	Q
2	178 w	KANG Shih Feng	TPE	+0.179	
			200m Time:	10.122	
			Average Speed km/h:	71.132	
Heat 4					
1	146	OBARA Yuta	JPN	Winner	Q
2	152	SAHROM Muhammad Ridwan	MAS	+0.079	
			200m Time:	10.178	
			Average Speed km/h:	70.741	
Heat 5					
1	78	ORTEGA FONTALVO Cristian David	COL	Winner	Q
2	107	HILEY Marcus	GBR	+0.159	
			200m Time:	10.118	
			Average Speed km/h:	71.160	
Heat 6					
1	145	NAKANO Shinji	JPN	Winner	Q
2	138	MORO Stefano	ITA	+0.085	
			200m Time:	10.245	
			Average Speed km/h:	70.278	
Heat 7					
1	111	TRUMAN Joseph	GBR	Winner	Q
2	153	SAHROM Muhammad Shah Firdaus	MAS	+0.179	
			200m Time:	10.241	
			Average Speed km/h:	70.306	
Heat 8					
1	140	PREDOMO Mattia	ITA	Winner	Q
2	67	DODYK Ryan	CAN	+0.039	

TITLE PARTNER 		MAIN PARTNER 		OFFICIAL PARTNER 		OFFICIAL SUPPLIER 	
HOST PARTNER 							

16-20 October 2024

Communiqué no. 23

Men's Sprint / Vitesse hommes 1/16 Finals / 1/16 de finale Results / Résultats

Sat 19 Oct 2024 - Race distance: 3 laps

Rank	Race Number	Name	NAT		
Heat 9					
			200m Time:	10.301	
			Average Speed km/h:	69.896	
1	151	LENDEL Vasilijus	LTU	Winner	Q
2	82	ČECHMAN Martin	CZE	+0.314	
Heat 10					
			200m Time:	10.235	
			Average Speed km/h:	70.347	
1	162	van LOON Tijmen	NED	Winner	Q
2	122	SZALONTAY Sandor	HUN	+0.322	
Heat 11					
			200m Time:	10.285	
			Average Speed km/h:	70.005	
1	176	TJON EN FA Jair	SUR	Winner	Q
2	119	SPIEGEL Luca	GER	+0.043	
Heat 12					
			200m Time:	10.386	
			Average Speed km/h:	69.324	
1	71	RORKE Tyler	CAN	Winner	Q
2	79	QUINTERO CHAVARRO Kevin Santiago	COL	+0.123	

Progression rule:

The winner of each heat qualifies to the 1/8 Finals.

Note:

The average speed is taken over the last 200m.

LEGEND

Q Qualified w Warning

www.tissotwatches.com

www.uci.org

Timing and Results provided by **T+ TISSOT**

Report Created SAT 19 OCT 2024 14:36

Page 2/2

TITLE PARTNER		MAIN PARTNER		OFFICIAL PARTNER		OFFICIAL SUPPLIER	

Men's Sprint / Vitesse hommes 1/16 Finals / 1/16 de finale Start List / Liste de départ

Sat 19 Oct 2024 - Race distance: 3 laps

Race Number	Name	NAT	200m Time:	Average Speed km/h:
Heat 1				
147	OTA Kaiya	JPN		
125	LAITONJAM Ronaldo	IND		
Heat 2				
168	RUDYK Mateusz	POL		
63	ELLIOTT Ryan	AUS		
Heat 3				
158	HOOGLAND Jeffrey	NED		
178 w	KANG Shih Feng	TPE		
Heat 4				
146	OBARA Yuta	JPN		
152	SAHROM Muhammad Ridwan	MAS		
Heat 5				
78	ORTEGA FONTALVO Cristian David	COL		
107	HILEY Marcus	GBR		
Heat 6				
145	NAKANO Shinji	JPN		
138	MORO Stefano	ITA		
Heat 7				
111	TRUMAN Joseph	GBR		
153	SAHROM Muhammad Shah Firdaus	MAS		
Heat 8				
67	DODYK Ryan	CAN		
140	PREDOMO Mattia	ITA		
Heat 9				
			200m Time:	Average Speed km/h:

TITLE PARTNER 	MAIN PARTNER 		OFFICIAL PARTNER 		OFFICIAL SUPPLIER 	
HOST PARTNER 						

Men's Sprint / Vitesse hommes 1/16 Finals / 1/16 de finale Start List / Liste de départ

Sat 19 Oct 2024 - Race distance: 3 laps

Race Number	Name	NAT
151	LENDEL Vasilijus	LTU
82	ČECHMAN Martin	CZE
200m Time: Average Speed km/h:		
Heat 10		
162	van LOON Tijmen	NED
122	SZALONTAY Sandor	HUN
200m Time: Average Speed km/h:		
Heat 11		
119	SPIEGEL Luca	GER
176	TJON EN FA Jair	SUR
200m Time: Average Speed km/h:		
Heat 12		
71	RORKE Tyler	CAN
79	QUINTERO CHAVARRO Kevin Santiago	COL

Progression rule:

The winner of each heat qualifies to the 1/8 Finals.

LEGEND

w Warning

TITLE PARTNER SWISS WATCHES SINCE 1853	MAIN PARTNER 	OFFICIAL PARTNER 	OFFICIAL SUPPLIER HOME OF BUILDERS	 BORDING
HOST PARTNER 			 DANMARKS CYKLE UNION	

Men's Sprint / Vitesse hommes Qualifying / Qualifications Results / Résultats

Sat 19 Oct 2024 - Race distance: 200m flying start (3.5 laps)

World Record 9.088 LAVREYSEN Harrie NED Saint-Quentin-en-Yvelines (FRA) 7 AUG 2024

Rank	Race Number	Name	NAT	100m	Time 100-200	Average Speed km/h	
1	160	LAVREYSEN Harrie	NED	4.638 (1)	9.306 4.668 (1)	77.369	Q
2	128	YAKOVLEV Mikhail	ISR	4.645 (2)	9.404 4.759 (2)	76.563	Q
3	179	PAUL Nicholas	TTO	4.693 (4)	9.499 4.806 (3)	75.797	Q
4	64	HOFFMAN Leigh	AUS	4.691 (3)	9.505 4.814 (4)	75.750	Q
5	147	OTA Kaiya	JPN	4.743 (5)	9.585 4.842 (6)	75.117	Q
6	168	RUDYK Mateusz	POL	4.751 (6)	9.595 4.844 (7)	75.039	Q
7	158	HOOGLAND Jeffrey	NED	4.775 (7)	9.610 4.835 (5)	74.922	Q
8	146	OBARA Yuta	JPN	4.780 (8)	9.649 4.869 (8)	74.619	Q
9	78	ORTEGA FONTALVO Cristian David	COL	4.833 (12)	9.706 4.873 (9)	74.181	Q
10	145	NAKANO Shinji	JPN	4.823 (10)	9.711 4.888 (10)	74.143	Q
11	111	TRUMAN Joseph	GBR	4.809 (9)	9.721 4.912 (11)	74.066	Q
12	67	DODYK Ryan	CAN	4.823 (10)	9.756 4.933 (12)	73.801	Q
13	151	LENDEL Vasilijus	LTU	4.864 (15)	9.827 4.963 (13)	73.268	Q
14	162	van LOON Tijmen	NED	4.860 (14)	9.829 4.969 (15)	73.253	Q
15	119	SPIEGEL Luca	GER	4.857 (13)	9.830 4.973 (17)	73.245	Q
16	71	RORKE Tyler	CAN	4.882 (16)	9.852 4.970 (16)	73.082	Q

TITLE PARTNER 		MAIN PARTNER 		OFFICIAL PARTNER 		OFFICIAL SUPPLIER 	
HOST PARTNER 							

16-20 October 2024

Communiqué no. 21

Men's Sprint / Vitesse hommes Qualifying / Qualifications Results / Résultats

Sat 19 Oct 2024 - Race distance: 200m flying start (3.5 laps)

Rank	Race Number	Name	NAT	100m	Time 100-200	Average Speed km/h	
17	79	QUINTERO CHAVARRO Kevin Santiago	COL	4.890 (19)	9.857 4.967 (14)	73.045	Q
18	176	TJON EN FA Jair	SUR	4.888 (17)	9.903 5.015 (20)	72.705	Q
19	122	SZALONTAY Sandor	HUN	4.888 (17)	9.905 5.017 (21)	72.691	Q
20	82	ČECHMAN Martin	CZE	4.920 (23)	9.917 4.997 (18)	72.603	Q
21	140	PREDOMO Mattia	ITA	4.905 (21)	9.938 5.033 (23)	72.449	Q
22	153	SAHROM Muhammad Shah Firdaus	MAS	4.912 (22)	9.940 5.028 (22)	72.435	Q
23	138	MORO Stefano	ITA	4.938 (25)	9.943 5.005 (19)	72.413	Q
24	107	HILEY Marcus	GBR	4.891 (20)	9.950 5.059 (24)	72.362	Q
25	152	SAHROM Muhammad Ridwan	MAS	4.925 (24)	10.004 5.079 (25)	71.971	Q
26	178 w	KANG Shih Feng	TPE	4.969 (28)	10.052 5.083 (26)	71.628	Q
27	63	ELLIOTT Ryan	AUS	4.939 (26)	10.075 5.136 (28)	71.464	Q
28	125	LAITONJAM Ronaldo	IND	4.962 (27)	10.092 5.130 (27)	71.344	Q
29	115	HACKMANN Henric	GER	5.022 (29)	10.179 5.157 (29)	70.734	
30	121	TO Cheuk Hei	HKG	5.049 (30)	10.267 5.218 (30)	70.128	

Progression rule:

Top 4 riders qualify for 1/8 Finals. 5th to 28th places qualify for 1/16 Finals.

LEGEND

Q Qualified w Warning

www.tissotwatches.com

www.uci.org

Timing and Results provided by TISSOT

Report Created SAT 19 OCT 2024 13:37

Page 2/2

TITLE PARTNER 		MAIN PARTNER 		OFFICIAL PARTNER 		OFFICIAL SUPPLIER 	
HOST PARTNER 							

Men's Sprint / Vitesse hommes Qualifying / Qualifications Start List / Liste de départ

Sat 19 Oct 2024 - Race distance: 200m flying start (3.5 laps)

World Record 9.088 LAVREYSEN Harrie NED Saint-Quentin-en-Yvelines (FRA) 7 AUG 2024

Heat	Race Number	Name	NAT	Time
1	115	HACKMANN Henric	GER	_____
2	162	van LOON Tijmen	NED	_____
3	107	HILEY Marcus	GBR	_____
4	67	DODYK Ryan	CAN	_____
5	152	SAHROM Muhammad Ridwan	MAS	_____
6	71	RORKE Tyler	CAN	_____
7	121	TO Cheuk Hei	HKG	_____
8	140	PREDOMO Mattia	ITA	_____
9	145	NAKANO Shinji	JPN	_____
10	138	MORO Stefano	ITA	_____
11	125	LAITONJAM Ronaldo	IND	_____
12	82	ČECHMAN Martin	CZE	_____
13	153	SAHROM Muhammad Shah Firdaus	MAS	_____
14	178 w	KANG Shih Feng	TPE	_____
15	63	ELLIOTT Ryan	AUS	_____
16	122	SZALONTAY Sandor	HUN	_____
17	119	SPIEGEL Luca	GER	_____
18	78	ORTEGA FONTALVO Cristian David	COL	_____
19	111	TRUMAN Joseph	GBR	_____
20	64	HOFFMAN Leigh	AUS	_____
21	176	TJON EN FA Jair	SUR	_____
22	158	HOGLAND Jeffrey	NED	_____
23	79	QUINTERO CHAVARRO Kevin Santiago	COL	_____
24	151	LENDEL Vasilijus	LTU	_____
25	146	OBARA Yuta	JPN	_____
26	147	OTA Kaiya	JPN	_____

TITLE PARTNER 		MAIN PARTNER 		OFFICIAL PARTNER 		OFFICIAL SUPPLIER 	
HOST PARTNER 							



16-20 October 2024

Communiqué no. 20 Rectificatif 1

Men's Sprint / Vitesse hommes Qualifying / Qualifications Start List / Liste de départ

Sat 19 Oct 2024 - Race distance: 200m flying start (3.5 laps)

Heat	Race Number	Name	NAT	Time
27	128	YAKOVLEV Mikhail	ISR	_____
28	179	PAUL Nicholas	TTO	_____
29	168	RUDYK Mateusz	POL	_____
30	160	LAVREYSEN Harrie	NED	_____

Progression rule:

Top 4 riders qualify for 1/8 Finals. 5th to 28th places qualify for 1/16 Finals.

LEGEND

w Warning

TITLE PARTNER 		MAIN PARTNER 		OFFICIAL PARTNER 		OFFICIAL SUPPLIER 	
HOST PARTNER 							

Men's Keirin / Keirin hommes

Final Classification / Classement final

Thu 17 Oct 2024 - Race distance: 6 laps

Rank	Race Number	Name	NAT	Time Behind
------	-------------	------	-----	-------------

For Gold

200m Time: 10.230
Average Speed km/h: 70.381

GOLD	148	YAMASAKI Kento	JPN	
SILVER	128	YAKOVLEV Mikhail	ISR	+0.034
BRONZE	79	QUINTERO CHAVARRO Kevin Santiago	COL	+0.068
4	108	LEDINGHAM-HORN Harry	GBR	+0.183
5	168	RUDYK Mateusz	POL	+0.239
6	158	HOOGLAND Jeffrey	NED	+0.266

For Places 7-12

200m Time: 9.770
Average Speed km/h: 73.695

7	145	NAKANO Shinji	JPN	
8	160	LAVREYSEN Harrie	NED	+0.145
9	153	SAHROM Muhammad Shah Firdaus	MAS	+0.734
10	138	MORO Stefano	ITA	+0.863
11	178 w	KANG Shih Feng	TPE	+0.987
12	121	TO Cheuk Hei	HKG	+1.187

Did not qualify for Semifinals

13	62	CORNISH Thomas	AUS	
13	78	ORTEGA FONTALVO Cristian David	COL	
13	147	OTA Kaiya	JPN	
16	68	HEDGCOCK James	CAN	
16	80	RAMIREZ MORALES Santiago	COL	
16	179	PAUL Nicholas	TTO	

<p>TITLE PARTNER</p> <p>TISSOT SWISS WATCHES SINCE 1853</p>	<p>MAIN PARTNER</p>	<p>OFFICIAL PARTNER</p> <p>HOME OF BUILDERS</p>	<p>OFFICIAL SUPPLIER</p>
<p>HOST PARTNER</p>		<p>DANMARKS CYKLE UNION</p>	

Men's Keirin / Keirin hommes

Final Classification / Classement final

Thu 17 Oct 2024 - Race distance: 6 laps

Rank	Race Number	Name	NAT	Time Behind
------	-------------	------	-----	-------------

Did not qualify for Quarterfinals

19	82	ČECHMAN Martin	CZE	
19	119	SPIEGEL Luca	GER	
19	151	LENDEL Vasilijus	LTU	
19	176	TJON EN FA Jair	SUR	
23	63	ELLIOTT Ryan	AUS	
23	109	NORRIS Hayden	GBR	
23	150	KURDIDI Kirill	KAZ	
23	162	van LOON Tijmen	NED	
27	152	SAHROM Muhammad Ridwan	MAS	

LEGEND

w Warning

TITLE PARTNER 	MAIN PARTNER 	OFFICIAL PARTNER 	OFFICIAL SUPPLIER 	
HOST PARTNER 				

Men's Keirin / Keirin hommes Finals / Finales Start List / Liste de départ

Thu 17 Oct 2024 - Race distance: 6 laps

Race Number	Name	NAT
-------------	------	-----

For Places 7-12

121	TO Cheuk Hei	HKG
138	MORO Stefano	ITA
145	NAKANO Shinji	JPN
153	SAHROM Muhammad Shah Firdaus	MAS
160	LAVREYSEN Harrie	NED
178 w	KANG Shih Feng	TPE

For Gold

79	QUINTERO CHAVARRO Kevin Santiago	COL
108	LEDINGHAM-HORN Harry	GBR
128	YAKOVLEV Mikhail	ISR
148	YAMASAKI Kento	JPN
158	HOOGLAND Jeffrey	NED
168	RUDYK Mateusz	POL

LEGEND

w Warning

<p>TITLE PARTNER</p> <p>TISSOT SWISS WATCHES SINCE 1853</p>	<p>MAIN PARTNER</p>	<p>OFFICIAL PARTNER</p> <p>HOME OF BUILDERS</p>	<p>OFFICIAL SUPPLIER</p>
<p>HOST PARTNER</p>		<p>DANMARKS CYKLE UNION</p>	

16-20 October 2024

Communiqué no. 40

Men's Keirin / Keirin hommes Semifinals / Demi-finals Results / Résultats

Thu 17 Oct 2024 - Race distance: 6 laps

Rank	Race Number	Name	NAT	Time Behind
				200m Time: 9.924
				Average Speed km/h: 72.551
Heat 1				
1	79	QUINTERO CHAVARRO Kevin Santiago	COL	Q
2	148	YAMASAKI Kento	JPN	+0.033 Q
3	168	RUDYK Mateusz	POL	+0.040 Q
4	153	SAHROM Muhammad Shah Firdaus	MAS	+0.129
5	145	NAKANO Shinji	JPN	+0.132
6	121	TO Cheuk Hei	HKG	+0.799
				200m Time: 9.809
				Average Speed km/h: 73.402
Heat 2				
1	128	YAKOVLEV Mikhail	ISR	Q
2	158	HOOGLAND Jeffrey	NED	Q
3	108	LEDINGHAM-HORN Harry	GBR	+0.108 Q
4	160	LAVREYSEN Harrie	NED	+0.251
5	138	MORO Stefano	ITA	+1.227
6	178 w	KANG Shih Feng	TPE	+1.481

Progression rule:

The first three riders in each heat qualify to final for gold, all other riders advance to the final for places 7-12.

LEGEND

Q Qualified w Warning

TITLE PARTNER		MAIN PARTNER		OFFICIAL PARTNER		OFFICIAL SUPPLIER	

Men's Keirin / Keirin hommes Semifinals / Demi-finals Start List / Liste de départ

Thu 17 Oct 2024 - Race distance: 6 laps

Race Number	Name	NAT
Heat 1		
79	QUINTERO CHAVARRO Kevin Santiago	COL
121	TO Cheuk Hei	HKG
145	NAKANO Shinji	JPN
148	YAMASAKI Kento	JPN
153	SAHROM Muhammad Shah Firdaus	MAS
168	RUDYK Mateusz	POL
Heat 2		
108	LEDINGHAM-HORN Harry	GBR
128	YAKOVLEV Mikhail	ISR
138	MORO Stefano	ITA
158	HOOGLAND Jeffrey	NED
160	LAVREYSEN Harrie	NED
178 w	KANG Shih Feng	TPE

Progression rule:

The first three riders in each heat qualify to final for gold, all other riders advance to the final for places 7-12.

LEGEND

w Warning

TITLE PARTNER 		MAIN PARTNER 		OFFICIAL PARTNER 		OFFICIAL SUPPLIER 			
HOST PARTNER 									

Men's Keirin / Keirin hommes Quarterfinals / Quarts de finale Results / Résultats

Thu 17 Oct 2024 - Race distance: 6 laps

Rank	Race Number	Name	NAT	Time Behind
				200m Time: 9.777
				Average Speed km/h: 73.642
Heat 1				
1	145	NAKANO Shinji	JPN	Q
2	79	QUINTERO CHAVARRO Kevin Santiago	COL	+0.099 Q
3	138	MORO Stefano	ITA	+0.391 Q
4	108	LEDINGHAM-HORN Harry	GBR	+0.545 Q
5	62	CORNISH Thomas	AUS	+0.577
6	179	PAUL Nicholas	TTO	+0.656
				200m Time: 10.093
				Average Speed km/h: 71.337
Heat 2				
1	160	LAVREYSEN Harrie	NED	Q
2	168	RUDYK Mateusz	POL	+0.053 Q
3	148	YAMASAKI Kento	JPN	+0.082 Q
4	178 w	KANG Shih Feng	TPE	+0.180 Q
5	78	ORTEGA FONTALVO Cristian David	COL	+0.219
6	68	HEDGCOCK James	CAN	+0.243
				200m Time: 9.925
				Average Speed km/h: 72.544
Heat 3				
1	128	YAKOVLEV Mikhail	ISR	Q
2	158	HOOGLAND Jeffrey	NED	+0.021 Q
3	153	SAHROM Muhammad Shah Firdaus	MAS	+0.073 Q
4	121	TO Cheuk Hei	HKG	+0.092 Q
5	147	OTA Kaiya	JPN	+0.171
6	80	RAMIREZ MORALES Santiago	COL	+0.182

Progression rule:

The first four riders in each heat qualify to the Semifinals.

No. 178 KANG Shih Feng (TPE)

Warning for not holding their line during the final sprint.

Avertissement pour avoir quitté sa ligne pendant le sprint final.

LEGEND

Q Qualified w Warning

TITLE PARTNER		MAIN PARTNER		OFFICIAL PARTNER		OFFICIAL SUPPLIER	

Men's Keirin / Keirin hommes Quarterfinals / Quarts de finale Start List / Liste de départ

Thu 17 Oct 2024 - Race distance: 6 laps

Race Number	Name	NAT
Heat 1		
62	CORNISH Thomas	AUS
79	QUINTERO CHAVARRO Kevin Santiago	COL
108	LEDINGHAM-HORN Harry	GBR
138	MORO Stefano	ITA
145	NAKANO Shinji	JPN
179	PAUL Nicholas	TTO
Heat 2		
68	HEDGCOCK James	CAN
78	ORTEGA FONTALVO Cristian David	COL
148	YAMASAKI Kento	JPN
160	LAVREYSEN Harrie	NED
168	RUDYK Mateusz	POL
178	KANG Shih Feng	TPE
Heat 3		
80	RAMIREZ MORALES Santiago	COL
121	TO Cheuk Hei	HKG
128	YAKOVLEV Mikhail	ISR
147	OTA Kaiya	JPN
153	SAHROM Muhammad Shah Firdaus	MAS
158	HOOGLAND Jeffrey	NED

Progression rule:

The first four riders in each heat qualify to the Semifinals.

<p>TITLE PARTNER</p> <p>TISSOT SWISS WATCHES SINCE 1853</p>	<p>MAIN PARTNER</p>	<p>OFFICIAL PARTNER</p> <p>BigMat HOME OF BUILDERS</p>	<p>OFFICIAL SUPPLIER</p>
<p>HOST PARTNER</p>		<p>DCU DANMARKS CYKLE UNION</p>	

16-20 October 2024

Communiqué no. 36

Men's Keirin / Keirin hommes First Round Repechage / Repêchage premier tour Results / Résultats

Thu 17 Oct 2024 - Race distance: 6 laps

Rank	Race Number	Name	NAT	Time Behind
				200m Time: 10.157
				Average Speed km/h: 70.887
Heat 1				
1	68	HEDGCOCK James	CAN	Q
2	121	TO Cheuk Hei	HKG	+0.051 Q
3	176	TJON EN FA Jair	SUR	+0.096
4	109	NORRIS Hayden	GBR	+0.503
				200m Time: 10.213
				Average Speed km/h: 70.498
Heat 2				
1	108	LEDINGHAM-HORN Harry	GBR	Q
2	80	RAMIREZ MORALES Santiago	COL	+0.040 Q
3	119	SPIEGEL Luca	GER	+0.104
4	63	ELLIOTT Ryan	AUS	+0.615
				200m Time: 10.040
				Average Speed km/h: 71.713
Heat 3				
1	78	ORTEGA FONTALVO Cristian David	COL	Q
2	178	KANG Shih Feng	TPE	+0.228 Q
3	151	LENDEL Vasilijus	LTU	+0.252
4	150	KURDIDI Kirill	KAZ	+0.664
				200m Time: 10.154
				Average Speed km/h: 70.908
Heat 4				
1	62	CORNISH Thomas	AUS	Q
2	138	MORO Stefano	ITA	+0.008 Q
3	82	ČECHMAN Martin	CZE	+0.164
4	162	van LOON Tijmen	NED	+0.171
5	152	SAHROM Muhammad Ridwan	MAS	+0.562

Progression rule:

The first two riders in each heat qualify to the Quarterfinals.

LEGEND

Q Qualified

www.tissotwatches.com

www.uci.org

Timing and Results provided by TISSOT

Report Created THU 17 OCT 2024 15:28

Page 1/1

TITLE PARTNER 		MAIN PARTNER 		OFFICIAL PARTNER 		OFFICIAL SUPPLIER 	
HOST PARTNER 							

Men's Keirin / Keirin hommes First Round Repechage / Repêchage premier tour Start List / Liste de départ

Thu 17 Oct 2024 - Race distance: 6 laps

Race Number	Name	NAT
Heat 1		
68	HEDGCOCK James	CAN
109	NORRIS Hayden	GBR
121	TO Cheuk Hei	HKG
176	TJON EN FA Jair	SUR
Heat 2		
63	ELLIOTT Ryan	AUS
80	RAMIREZ MORALES Santiago	COL
108	LEDINGHAM-HORN Harry	GBR
119	SPIEGEL Luca	GER
Heat 3		
78	ORTEGA FONTALVO Cristian David	COL
150	KURDIDI Kirill	KAZ
151	LENDEL Vasilijus	LTU
178	KANG Shih Feng	TPE
Heat 4		
62	CORNISH Thomas	AUS
82	ČECHMAN Martin	CZE
138	MORO Stefano	ITA
152	SAHROM Muhammad Ridwan	MAS
162	van LOON Tijmen	NED

Progression rule:

The first two riders in each heat qualify to the Quarterfinals.

<p>TITLE PARTNER</p> <p>TISSOT SWISS WATCHES SINCE 1853</p>	<p>MAIN PARTNER</p> <p>SHIMANO</p>	<p>OFFICIAL PARTNER</p> <p>Santini</p> <p>BigMat HOME OF BUILDERS</p>	<p>OFFICIAL SUPPLIER</p> <p>GRONBLÅ</p> <p>BORDING DENMARK</p> <p>JESPERS TORVEKØKKEN</p> <p>CSE</p> <p>ticketmaster</p>
<p>HOST PARTNER</p> <p>SPORT EVENT DENMARK</p>	<p>Ballerup Kommune</p>	<p>KØBENHAVNS CYKLEUNION</p> <p>DCU DANMARKS CYKLE UNION</p>	

16-20 October 2024

Communiqué no. 34

Men's Keirin / Keirin hommes First Round / Premier tour Results / Résultats

Thu 17 Oct 2024 - Race distance: 6 laps

Rank	Race Number	Name	NAT	Time Behind
				200m Time: 10.158
				Average Speed km/h: 70.880
Heat 1				
1	79	QUINTERO CHAVARRO Kevin Santiago	COL	Q
2	148	YAMASAKI Kento	JPN	+0.084 Q
3	121	TO Cheuk Hei	HKG	+0.100
4	119	SPIEGEL Luca	GER	+0.211
5	151	LENDEL Vasilijus	LTU	+0.781
				200m Time: 9.912
				Average Speed km/h: 72.639
Heat 2				
1	160	LAVREYSEN Harrie	NED	Q
2	179	PAUL Nicholas	TTO	+0.054 Q
3	80	RAMIREZ MORALES Santiago	COL	+0.084
4	178	KANG Shih Feng	TPE	+0.835
5	82	ČECHMAN Martin	CZE	+1.711
				200m Time: 9.937
				Average Speed km/h: 72.456
Heat 3				
1	147	OTA Kaiya	JPN	Q
2	168	RUDYK Mateusz	POL	+0.038 Q
3	78	ORTEGA FONTALVO Cristian David	COL	+0.140
4	63	ELLIOTT Ryan	AUS	+0.478
5	152	SAHROM Muhammad Ridwan	MAS	+0.687
				200m Time: 9.899
				Average Speed km/h: 72.735
Heat 4				
1	145	NAKANO Shinji	JPN	Q
2	153	SAHROM Muhammad Shah Firdaus	MAS	+0.048 Q
3	162	van LOON Tijmen	NED	+0.185
4	68	HEDGCOCK James	CAN	+0.289
5	138	MORO Stefano	ITA	+0.617
6	109	NORRIS Hayden	GBR	+0.619

TITLE PARTNER		MAIN PARTNER		OFFICIAL PARTNER		OFFICIAL SUPPLIER	

16-20 October 2024

Communiqué no. 34

Men's Keirin / Keirin hommes First Round / Premier tour Results / Résultats

Thu 17 Oct 2024 - Race distance: 6 laps

Rank	Race Number	Name	NAT	Time Behind
				200m Time: 9.860
				Average Speed km/h: 73.022
1	128	YAKOVLEV Mikhail	ISR	Q
2	158	HOOGLAND Jeffrey	NED	+0.015 Q
3	62	CORNISH Thomas	AUS	+0.141
4	176	TJON EN FA Jair	SUR	+0.546
5	108	LEDINGHAM-HORN Harry	GBR	+0.578
6	150	KURDIDI Kirill	KAZ	+2.689

Progression rule:

The first two riders in each heat qualify to the Quarterfinals, all other riders advance to the Repechages.

LEGEND

Q Qualified

TITLE PARTNER 		MAIN PARTNER 		OFFICIAL PARTNER 		OFFICIAL SUPPLIER 	
HOST PARTNER 							

Men's Keirin / Keirin hommes First Round / Premier tour Start List / Liste de départ

Thu 17 Oct 2024 - Race distance: 6 laps

Race Number	Name	NAT
Heat 1		
79	QUINTERO CHAVARRO Kevin Santiago	COL
119	SPIEGEL Luca	GER
121	TO Cheuk Hei	HKG
148	YAMASAKI Kento	JPN
151	LENDEL Vasilijus	LTU
Heat 2		
80	RAMIREZ MORALES Santiago	COL
82	ČECHMAN Martin	CZE
160	LAVREYSEN Harrie	NED
178	KANG Shih Feng	TPE
179	PAUL Nicholas	TTO
Heat 3		
63	ELLIOTT Ryan	AUS
78	ORTEGA FONTALVO Cristian David	COL
147	OTA Kaiya	JPN
152	SAHROM Muhammad Ridwan	MAS
168	RUDYK Mateusz	POL
Heat 4		
68	HEDGCOCK James	CAN
109	NORRIS Hayden	GBR
138	MORO Stefano	ITA
145	NAKANO Shinji	JPN
153	SAHROM Muhammad Shah Firdaus	MAS
162	van LOON Tijmen	NED

TITLE PARTNER 		MAIN PARTNER 		OFFICIAL PARTNER 		OFFICIAL SUPPLIER 	
HOST PARTNER 							

Men's Keirin / Keirin hommes First Round / Premier tour Start List / Liste de départ

Thu 17 Oct 2024 - Race distance: 6 laps

Race Number	Name	NAT
-------------	------	-----

Heat 5

62	CORNISH Thomas	AUS
108	LEDINGHAM-HORN Harry	GBR
128	YAKOVLEV Mikhail	ISR
150	KURDIDI Kirill	KAZ
158	HOOGLAND Jeffrey	NED
176	TJON EN FA Jair	SUR

Progression rule:

The first two riders in each heat qualify to the Quarterfinals, all other riders advance to the Repechages.

TITLE PARTNER 	MAIN PARTNER 	OFFICIAL PARTNER 	OFFICIAL SUPPLIER 	
HOST PARTNER 				

Men's 1Km Time Trial / 1Km Contre la montre hommes

Final Classification / Classement final

Fri 18 Oct 2024

World Record 55.433 HOOGLAND Jeffrey NED Aguascalientes (MEX) 31 OCT 2023

Rank	Race Number	Name	NAT	250m	500m 250-500	750m 500-750	Time 750-1000	Average Speed km/h
GOLD	1	LAVREYSEN Harrie	NED	18.109 (2)	30.669 (2) 12.560 (1)	43.458 (1) 12.789 (1)	57.321 13.863 (2)	62.804
SILVER	2	HOOGLAND Jeffrey	NED	17.857 (1)	30.467 (1) 12.610 (2)	43.730 (2) 13.263 (3)	58.252 14.522 (4)	61.800
BRONZE	3	TRUMAN Joseph	GBR	18.271 (3)	31.059 (3) 12.788 (3)	44.293 (3) 13.234 (2)	58.669 14.376 (3)	61.361
	4	ORTEGA FONTALVO Cristian David	COL	18.785 (5)	31.633 (5) 12.848 (4)	45.041 (4) 13.408 (6)	59.824 14.783 (6)	60.177
	5	RAMIREZ MORALES Santiago	COL	19.126 (7)	32.072 (6) 12.946 (5)	45.459 (6) 13.387 (5)	1:00.055 14.596 (5)	59.945
	6	CORNISH Thomas	AUS	18.503 (4)	31.525 (4) 13.022 (6)	45.212 (5) 13.687 (7)	1:00.197 14.985 (8)	59.804
	7	KURDIDI Kirill	KAZ	18.818 (6)	32.223 (7) 13.405 (7)	45.967 (7) 13.744 (8)	1:00.853 14.886 (7)	59.159
	8	SKIVILD Robin	DEN	20.292 (8)	33.930 (8) 13.638 (8)	47.219 (8) 13.289 (4)	1:00.926 13.707 (1)	59.088
	9	BEDNAREK Elias	POL					
	10	LANDERNEAU Melvin	FRA					
	11	MALAŠEK Jakub	CZE					
	12	HACKMANN Henric	GER					
	13	TOPINKA Dominik	CZE					
	14	MARTINEZ CHORRO Alejandro	ESP					

TITLE PARTNER 		MAIN PARTNER 		OFFICIAL PARTNER 		OFFICIAL SUPPLIER 	
HOST PARTNER 							

Men's 1Km Time Trial / 1Km Contre la montre hommes

Final Classification / Classement final

Fri 18 Oct 2024

Rank	Race Number	Name	NAT	250m	500m 250-500	750m 500-750	Time 750-1000	Average Speed km/h
15	142	KUBOKI Kazushige	JPN					
16	113	FLEMMING Pete-Collin	GER					
17	156	VERDUGO OSUNA Edgar Ismael	MEX					
18	136	MINUTA Stefano	ITA					
19	123	ELKATHCHOONGO David	IND					
20	185	DOMONOSKE David	USA					
21	170	MYBURGH Johannes Wikus	RSA					
22	165	BURAWSKI Konrad	POL					
	130	BIANCHI Matteo	ITA					

TITLE PARTNER 		MAIN PARTNER 		OFFICIAL PARTNER 		OFFICIAL SUPPLIER 	
HOST PARTNER 							

16-20 October 2024

Men's 1Km Time Trial / 1Km Contre la montre hommes Final / Finale Race Analysis / Analyse de la course

Heat 1					Heat 2				
92 SKIVILD Robin - DEN					150 KURDIDI Kirill - KAZ				
Distance	Time	Rank	Lap Time	Lap	Distance	Time	Rank	Lap Time	Lap
125m	12.694	8			125m	11.689	5		
250m	20.292	8	20.292	1	250m	18.818	6	18.818	
375m	27.250	8			375m	25.558	6		
500m	33.930	8	13.638	2	500m	32.223	7	13.405	
625m	40.541	8			625m	38.982	7		
750m	47.219	8	13.289	3	750m	45.967	7	13.744	
875m	53.996	8			875m	53.288	7		
1000m	1:00.926	8	13.707	4	1000m	1:00.853	7	14.886	

Heat 3					Heat 4				
62 CORNISH Thomas - AUS					80 RAMIREZ MORALES Santiago - COL				
Distance	Time	Rank	Lap Time	Lap	Distance	Time	Rank	Lap Time	Lap
125m	11.502	4			125m	12.114	7		
250m	18.503	4	18.503	1	250m	19.126	7	19.126	
375m	25.016	4			375m	25.639	7		
500m	31.525	4	13.022	2	500m	32.072	6	12.946	
625m	38.224	5			625m	38.631	6		
750m	45.212	5	13.687	3	750m	45.459	6	13.387	
875m	52.516	5			875m	52.563	6		
1000m	1:00.197	6	14.985	4	1000m	1:00.055	5	14.596	

Heat 5					Heat 6				
78 ORTEGA FONTALVO Cristian David - COL					111 TRUMAN Joseph - GBR				
Distance	Time	Rank	Lap Time	Lap	Distance	Time	Rank	Lap Time	Lap
125m	11.834	6			125m	11.360	3		
250m	18.785	5	18.785	1	250m	18.271	3	18.271	
375m	25.240	5			375m	24.645	3		
500m	31.633	5	12.848	2	500m	31.059	3	12.788	
625m	38.195	4			625m	37.591	3		
750m	45.041	4	13.408	3	750m	44.293	3	13.234	
875m	52.258	4			875m	51.298	3		
1000m	59.824	4	14.783	4	1000m	58.669	3	14.376	

TITLE PARTNER		MAIN PARTNER		OFFICIAL PARTNER		OFFICIAL SUPPLIER	
HOST PARTNER							



16-20 October 2024

Men's 1Km Time Trial / 1Km Contre la montre hommes Final / Finale Race Analysis / Analyse de la course

Heat 7					Heat 8				
158 HOOGLAND Jeffrey - NED					160 LAVREYSEN Harrie - NED				
Distance	Time	Rank	Lap Time	Lap	Distance	Time	Rank	Lap Time	
125m	11.171	1			125m	11.321	2		
250m	17.857	1	17.857	1	250m	18.109	2	18.109	
375m	24.156	1			375m	24.435	2		
500m	30.467	1	12.610	2	500m	30.669	2	12.560	
625m	36.968	2			625m	36.960	1		
750m	43.730	2	13.263	3	750m	43.458	1	12.789	
875m	50.829	2			875m	50.219	1		
1000m	58.252	2	14.522	4	1000m	57.321	1	13.863	

TITLE PARTNER		MAIN PARTNER		OFFICIAL PARTNER		OFFICIAL SUPPLIER	
HOST PARTNER							

Men's 1Km Time Trial / 1Km Contre la montre hommes Final / Finale Start List / Liste de départ

Fri 18 Oct 2024 - Race distance: 1000m

World Record	55.433 HOOGLAND Jeffrey	NED	Aguascalientes (MEX)	31 OCT 2023
---------------------	-------------------------	-----	----------------------	-------------

Order	Race Number	Name	NAT	Time
1	92	SKIVILD Robin	DEN	_____
2	150	KURDIDI Kirill	KAZ	_____
3	62	CORNISH Thomas	AUS	_____
4	80	RAMIREZ MORALES Santiago	COL	_____
5	78	ORTEGA FONTALVO Cristian David	COL	_____
6	111	TRUMAN Joseph	GBR	_____
7	158	HOOGLAND Jeffrey	NED	_____
8	160	LAVREYSEN Harrie	NED	_____

TITLE PARTNER SWISS WATCHES SINCE 1853	MAIN PARTNER 	OFFICIAL PARTNER HOME OF BUILDERS		OFFICIAL SUPPLIER JESPER TORVEKØKKEN
HOST PARTNER 			 DANMARKS CYKEL UNION	

16-20 October 2024

Communiqué no. 44

Men's 1Km Time Trial / 1Km Contre la montre hommes Qualifying / Qualifications Results / Résultats

Fri 18 Oct 2024

World Record 55.433 HOOGLAND Jeffrey NED Aguascalientes (MEX) 31 OCT 2023

Rank	Race Number	Name	NAT	250m	500m 250-500	750m 500-750	Time 750-1000	Average Speed km/h	
1	160	LAVREYSEN Harrie	NED	18.412 (4)	30.968 (2) 12.556 (2)	43.723 (2) 12.755 (1)	57.468 13.745 (2)	62.644	Q
2	158	HOOGLAND Jeffrey	NED	17.839 (1)	30.394 (1) 12.555 (1)	43.465 (1) 13.071 (2)	57.761 14.296 (4)	62.326	Q
3	111	TRUMAN Joseph	GBR	18.275 (2)	31.086 (3) 12.811 (3)	44.309 (3) 13.223 (4)	58.667 14.358 (5)	61.363	Q
4	78	ORTEGA FONTALVO Cristian David	COL	18.724 (9)	31.631 (4) 12.907 (4)	45.082 (4) 13.451 (6)	59.783 14.701 (8)	60.218	Q
5	80	RAMIREZ MORALES Santiago	COL	19.364 (18)	32.307 (15) 12.943 (5)	45.541 (6) 13.234 (5)	1:00.081 14.540 (6)	59.919	Q
6	62	CORNISH Thomas	AUS	18.669 (7)	31.754 (6) 13.085 (7)	45.370 (5) 13.616 (7)	1:00.124 14.754 (10)	59.876	Q
7	150	KURDIDI Kirill	KAZ	18.684 (8)	31.904 (9) 13.220 (9)	45.601 (7) 13.697 (11)	1:00.417 14.816 (11)	59.586	Q
8	92	SKIVILD Robin	DEN	20.266 (22)	33.783 (20) 13.517 (20)	46.956 (19) 13.173 (3)	1:00.560 13.604 (1)	59.445	Q
9	163	BEDNAREK Elias	POL	19.030 (14)	32.034 (10) 13.004 (6)	45.728 (9) 13.694 (10)	1:00.792 15.064 (13)	59.218	
10	102	LANDERNEAU Melvin	FRA	19.112 (15)	32.499 (16) 13.387 (16)	46.157 (13) 13.658 (8)	1:00.850 14.693 (7)	59.162	
11	84	MALAŠEK Jakub	CZE	18.771 (10)	32.153 (11) 13.382 (14)	46.042 (10) 13.889 (13)	1:00.951 14.909 (12)	59.064	
12	115	HACKMANN Henric	GER	18.552 (5)	31.784 (7) 13.232 (10)	45.691 (8) 13.907 (15)	1:01.055 15.364 (16)	58.963	
13	85	TOPINKA Dominik	CZE	18.836 (11)	32.154 (12) 13.318 (13)	46.068 (11) 13.914 (16)	1:01.223 15.155 (14)	58.801	
14	96	MARTINEZ CHORRO Alejandro	ESP	18.955 (12)	32.241 (14) 13.286 (11)	46.096 (12) 13.855 (12)	1:01.577 15.481 (18)	58.463	

TITLE PARTNER 		MAIN PARTNER 		OFFICIAL PARTNER 		OFFICIAL SUPPLIER 	
HOST PARTNER 							

Men's 1Km Time Trial / 1Km Contre la montre hommes Qualifying / Qualifications Results / Résultats

Fri 18 Oct 2024

Rank	Race Number	Name	NAT	250m	500m 250-500	750m 500-750	Time 750-1000	Average Speed km/h
15	142	KUBOKI Kazushige	JPN	20.233 (21)	34.224 (22) 13.991 (22)	47.885 (22) 13.661 (9)	1:01.712 13.827 (3)	58.335
16	113	FLEMMING Pete-Collin	GER	18.968 (13)	32.179 (13) 13.211 (8)	46.215 (15) 14.036 (19)	1:01.932 15.717 (20)	58.128
17	156	VERDUGO OSUNA Edgar Ismael	MEX	19.266 (16)	32.723 (17) 13.457 (19)	46.766 (17) 14.043 (20)	1:02.008 15.242 (15)	58.057
18	136	MINUTA Stefano	ITA	18.558 (6)	31.867 (8) 13.309 (12)	46.273 (16) 14.406 (21)	1:02.013 15.740 (21)	58.052
19	123	ELKATHCHOONGO David	IND	19.345 (17)	32.791 (18) 13.446 (18)	46.806 (18) 14.015 (18)	1:02.415 15.609 (19)	57.678
20	185	DOMONOSKE David	USA	20.127 (20)	33.948 (21) 13.821 (21)	47.843 (21) 13.895 (14)	1:02.559 14.716 (9)	57.546
21	170	MYBURGH Johannes Wikus	RSA	19.710 (19)	33.136 (19) 13.426 (17)	47.128 (20) 13.992 (17)	1:02.564 15.436 (17)	57.541
22	165	BURAWSKI Konrad	POL	18.284 (3)	31.666 (5) 13.382 (14)	46.188 (14) 14.522 (22)	1:02.654 16.466 (22)	57.458
	130	BIANCHI Matteo	ITA				DNF	

Progression rule:

Top 8 riders qualify for final.

LEGEND

DNF Did Not Finish **Q** Qualified

TITLE PARTNER 		MAIN PARTNER 		OFFICIAL PARTNER 		OFFICIAL SUPPLIER 	
HOST PARTNER 							



16-20 October 2024

Men's 1Km Time Trial / 1Km Contre la montre hommes Qualifying / Qualifications Race Analysis / Analyse de la course

Heat 1

165 BURAWSKI Konrad - POL					Lap	
Distance	Time	Rank	Lap Time			
125m	11.370	3			125m	
250m	18.284	3	18.284	1	250m	
375m	24.896	4			375m	
500m	31.666	5	13.382	2	500m	
625m	38.692	8			625m	
750m	46.188	14	14.522	3	750m	
875m	54.149	17			875m	
1000m	1:02.654	22	16.466	4	1000m	

Heat 2

142 KUBOKI Kazushige - JPN				Lap	92 SKIVILD Robin - DEN			
Distance	Time	Rank	Lap Time		Distance	Time	Rank	Lap Time
125m	12.641	21			125m	12.701	22	
250m	20.233	21	20.233	1	250m	20.266	22	20.266
375m	27.347	22			375m	27.161	20	
500m	34.224	22	13.991	2	500m	33.783	20	13.517
625m	41.039	22			625m	40.336	20	
750m	47.885	22	13.661	3	750m	46.956	19	13.173
875m	54.758	21			875m	53.671	14	
1000m	1:01.712	15	13.827	4	1000m	1:00.560	8	13.604

Heat 3

160 LAVREYSEN Harrie - NED				Lap	113 FLEMMING Pete-Collin - GER			
Distance	Time	Rank	Lap Time		Distance	Time	Rank	Lap Time
125m	11.570	4			125m	11.992	14	
250m	18.412	4	18.412	1	250m	18.968	13	18.968
375m	24.729	3			375m	25.553	12	
500m	30.968	2	12.556	2	500m	32.179	13	13.211
625m	37.248	2			625m	39.029	15	
750m	43.723	2	12.755	3	750m	46.215	15	14.036
875m	50.434	1			875m	53.845	15	
1000m	57.468	1	13.745	4	1000m	1:01.932	16	15.717

TITLE PARTNER		MAIN PARTNER		OFFICIAL PARTNER		OFFICIAL SUPPLIER	

16-20 October 2024

Men's 1Km Time Trial / 1Km Contre la montre hommes Qualifying / Qualifications Race Analysis / Analyse de la course

Heat 4

85 TOPINKA Dominik - CZE					123 ELKATHCHOONGO David - IND				
Distance	Time	Rank	Lap Time	Lap	Distance	Time	Rank	Lap Time	
125m	11.797	12			125m	12.073	16		
250m	18.836	11	18.836	1	250m	19.345	17	19.345	
375m	25.503	11			375m	26.097	18		
500m	32.154	12	13.318	2	500m	32.791	18	13.446	
625m	38.963	12			625m	39.679	18		
750m	46.068	11	13.914	3	750m	46.806	18	14.015	
875m	53.466	12			875m	54.395	19		
1000m	1:01.223	13	15.155	4	1000m	1:02.415	19	15.609	

Heat 5

136 MINUTA Stefano - ITA					156 VERDUGO OSUNA Edgar Ismael - MEX				
Distance	Time	Rank	Lap Time	Lap	Distance	Time	Rank	Lap Time	
125m	11.708	8			125m	12.152	17		
250m	18.558	6	18.558	1	250m	19.266	16	19.266	
375m	25.154	5			375m	25.990	17		
500m	31.867	8	13.309	2	500m	32.723	17	13.457	
625m	38.885	11			625m	39.627	17		
750m	46.273	16	14.406	3	750m	46.766	17	14.043	
875m	53.979	16			875m	54.212	18		
1000m	1:02.013	18	15.740	4	1000m	1:02.008	17	15.242	

Heat 6

163 BEDNAREK Eliazsz - POL					115 HACKMANN Henric - GER				
Distance	Time	Rank	Lap Time	Lap	Distance	Time	Rank	Lap Time	
125m	12.010	15			125m	11.590	5		
250m	19.030	14	19.030	1	250m	18.552	5	18.552	
375m	25.553	12			375m	25.185	6		
500m	32.034	10	13.004	2	500m	31.784	7	13.232	
625m	38.720	9			625m	38.584	6		
750m	45.728	9	13.694	3	750m	45.691	8	13.907	
875m	53.077	8			875m	53.159	9		
1000m	1:00.792	9	15.064	4	1000m	1:01.055	12	15.364	

Heat 7

185 DOMONOSKE David - USA					84 MALAŠEK Jakub - CZE				
Distance	Time	Rank	Lap Time	Lap	Distance	Time	Rank	Lap Time	
125m	12.615	20			125m	11.708	8		
250m	20.127	20	20.127	1	250m	18.771	10	18.771	
375m	27.192	21			375m	25.431	10		
500m	33.948	21	13.821	2	500m	32.153	11	13.382	
625m	40.813	21			625m	38.984	13		
750m	47.843	21	13.895	3	750m	46.042	10	13.889	
875m	55.078	22			875m	53.365	11		
1000m	1:02.559	20	14.716	4	1000m	1:00.951	11	14.909	

TITLE PARTNER 		MAIN PARTNER 		OFFICIAL PARTNER 		OFFICIAL SUPPLIER 	
HOST PARTNER 							

16-20 October 2024

Men's 1Km Time Trial / 1Km Contre la montre hommes Qualifying / Qualifications Race Analysis / Analyse de la course

Heat 8

170 MYBURGH Johannes Wikus - RSA					150 KURDIDI Kirill - KAZ				
Distance	Time	Rank	Lap Time	Lap	Distance	Time	Rank	Lap Time	
125m	12.449	19			125m	11.661	6		
250m	19.710	19	19.710	1	250m	18.684	8	18.684	
375m	26.441	19			375m	25.337	9		
500m	33.136	19	13.426	2	500m	31.904	9	13.220	
625m	39.980	19			625m	38.622	7		
750m	47.128	20	13.992	3	750m	45.601	7	13.697	
875m	54.637	20			875m	52.867	7		
1000m	1:02.564	21	15.436	4	1000m	1:00.417	7	14.816	

Heat 9

96 MARTINEZ CHORRO Alejandro - ESP					102 LANDERNEAU Melvin - FRA				
Distance	Time	Rank	Lap Time	Lap	Distance	Time	Rank	Lap Time	
125m	11.784	10			125m	11.942	13		
250m	18.955	12	18.955	1	250m	19.112	15	19.112	
375m	25.645	14			375m	25.844	15		
500m	32.241	14	13.286	2	500m	32.499	16	13.387	
625m	39.019	14			625m	39.232	16		
750m	46.096	12	13.855	3	750m	46.157	13	13.658	
875m	53.600	13			875m	53.321	10		
1000m	1:01.577	14	15.481	4	1000m	1:00.850	10	14.693	

Heat 10

130 BIANCHI Matteo - ITA					78 ORTEGA FONTALVO Cristian David - COL				
Distance	Time	Rank	Lap Time	Lap	Distance	Time	Rank	Lap Time	
125m	19.192	23			125m	11.793	11		
250m	38.210	23	38.210	1	250m	18.724	9	18.724	
375m	59.783	23			375m	25.188	7		
500m	DNF			2	500m	31.631	4	12.907	
625m					625m	38.210	4		
750m				3	750m	45.082	4	13.451	
875m					875m	52.276	4		
1000m				4	1000m	59.783	4	14.701	

Heat 11

80 RAMIREZ MORALES Santiago - COL					111 TRUMAN Joseph - GBR				
Distance	Time	Rank	Lap Time	Lap	Distance	Time	Rank	Lap Time	
125m	12.312	18			125m	11.352	2		
250m	19.364	18	19.364	1	250m	18.275	2	18.275	
375m	25.892	16			375m	24.671	2		
500m	32.307	15	12.943	2	500m	31.086	3	12.811	
625m	38.808	10			625m	37.606	3		
750m	45.541	6	13.234	3	750m	44.309	3	13.223	
875m	52.607	6			875m	51.328	3		
1000m	1:00.081	5	14.540	4	1000m	58.667	3	14.358	

TITLE PARTNER 		MAIN PARTNER 		OFFICIAL PARTNER 		OFFICIAL SUPPLIER 			
HOST PARTNER 									



16-20 October 2024

Men's 1Km Time Trial / 1Km Contre la montre hommes Qualifying / Qualifications Race Analysis / Analyse de la course

Heat 12

158 HOOGLAND Jeffrey - NED					62 CORNISH Thomas - AUS				
Distance	Time	Rank	Lap Time	Lap	Distance	Time	Rank	Lap Time	
125m	11.178	1			125m	11.665	7		
250m	17.839	1	17.839	1	250m	18.669	7	18.669	
375m	24.111	1			375m	25.221	8		
500m	30.394	1	12.555	2	500m	31.754	6	13.085	
625m	36.805	1			625m	38.430	5		
750m	43.465	1	13.071	3	750m	45.370	5	13.616	
875m	50.472	2			875m	52.576	5		
1000m	57.761	2	14.296	4	1000m	1:00.124	6	14.754	

LEGEND

DNF Did Not Finish

www.tissotwatches.com

www.uci.org

Timing and Results provided by TISSOT

Report Created FRI 18 OCT 2024 14:34

Page 4/4

TITLE PARTNER		MAIN PARTNER		OFFICIAL PARTNER		OFFICIAL SUPPLIER	
HOST PARTNER							



16-20 October 2024

Communiqué no. 43

Men's 1Km Time Trial / 1Km Contre la montre hommes Qualifying / Qualifications Start List / Liste de départ

Fri 18 Oct 2024 - Race distance: 1000m

World Record 55.433 HOOGLAND Jeffrey NED Aguascalientes (MEX) 31 OCT 2023

Heat	Race Number	Name	NAT	Time
1	165	BURAWSKI Konrad	POL	_____
2	142	KUBOKI Kazushige	JPN	_____
	92	SKIVILD Robin	DEN	_____
3	160	LAVREYSEN Harrie	NED	_____
	113	FLEMMING Pete-Collin	GER	_____
4	85	TOPINKA Dominik	CZE	_____
	123	ELKATHCHOONGO David	IND	_____
5	136	MINUTA Stefano	ITA	_____
	156	VERDUGO OSUNA Edgar Ismael	MEX	_____
6	163	BEDNAREK Elias	POL	_____
	115	HACKMANN Henric	GER	_____
7	185	DOMONOSKE David	USA	_____
	84	MALAŠEK Jakub	CZE	_____
8	170	MYBURGH Johannes Wikus	RSA	_____
	150	KURDIDI Kirill	KAZ	_____
9	96	MARTINEZ CHORRO Alejandro	ESP	_____
	102	LANDERNEAU Melvin	FRA	_____
10	130	BIANCHI Matteo	ITA	_____
	78	ORTEGA FONTALVO Cristian David	COL	_____
11	80	RAMIREZ MORALES Santiago	COL	_____
	111	TRUMAN Joseph	GBR	_____
12	158	HOOGLAND Jeffrey	NED	_____
	62	CORNISH Thomas	AUS	_____

Progression rule:

Top 8 riders qualify for final.

TITLE PARTNER 		MAIN PARTNER 		OFFICIAL PARTNER 		OFFICIAL SUPPLIER 	
HOST PARTNER 							

Men's Team Pursuit / Poursuite par équipe hommes

Final Classification / Classement final

Thu 17 Oct 2024

World Record 3:40.730 AUS - Australia Saint-Quentin-en-Yvelines (FRA) 6 AUG 2024

Rank	NAT / Name	1000m	2000m 1000-2000	3000m 2000-3000	Time 3000-4000	Average Speed km/h
For Gold						
GOLD	1 DEN - Denmark	1:01.964	1:56.384	2:50.840	3:45.642	63.818
	10 HANSEN Tobias Aagaard (X)		54.420	54.456	54.802	
	86 BEVORT Carl-Frederik					
	87 LARSEN Niklas					
	89 MADSEN Frederik Rodenberg					
	91 PEDERSEN Rasmus (R)					
SILVER	2 GBR - Great Britain	1:01.807	1:56.303	2:51.277	3:45.963	63.727
	16 HAYTER Ethan Edward		54.496	54.974	54.686	
	106 CHARLTON Josh					
	110 TANFIELD Charlie					
	112 WOOD Oliver (X)					
	105 BRITTON Rhys (R)					
For Bronze						
BRONZE	3 GER - Germany	1:03.415	1:59.452	2:55.782	3:52.707	61.880
	19 TEUTENBERG Tim Torn		56.037	56.330	56.925	
	52 BOOS Benjamin (X)					
	116 JOCHUM Ben Felix					
	117 KESSLER Bruno					
	114 GROSS Felix (R)					
	4 JPN - Japan	1:03.697	2:00.271	2:57.778	DNF	
	27 IMAMURA Shunsuke		56.574	57.507		
	28 KOJIMA Naoki					
	142 KUBOKI Kazushige					
	143 MATSUDA Shoi (X)					
	141 KAWANO Shoki (R)					
Placed after First Round						
	5 USA - United States					
	41 KOONTZ Grant					
	185 DOMONOSKE David					
	186 JOHNSON Anders					
	188 RHIM Brendan					

TITLE PARTNER		MAIN PARTNER		OFFICIAL PARTNER		OFFICIAL SUPPLIER	

Men's Team Pursuit / Poursuite par équipe hommes

Final Classification / Classement final

Thu 17 Oct 2024

Rank	NAT / Name	1000m	2000m 1000-2000	3000m 2000-3000	Time 3000-4000	Average Speed km/h
6	CAN - Canada					
	6 ERNST Chris					
	47 GUILLEMETTE Mathias					
	69 PARRISH Campbell					
	70 RICHARDSON Sean					
7	SUI - Switzerland					
	171 BOGLI Noah					
	172 BUHLMANN Luca					
	173 POOT Mats					
	175 THIEBAUD Valere					
	39 VOGEL Alex		(R)			
8	CHN - China					
	72 LI Boan					
	73 WANG Mengjie					
	74 YANG Yang					
	75 ZHANG Jinyan					
Did not qualify for First Round						
9	POL - Poland					
	34 BANASZEK Alan					
	35 WALINIAK Konrad					
	57 PROKOPYSZYN Filip					
	58 WOZNIAK Adam					
10	ESP - Spain					
	12 MARTORELL HAGA Erik					
	93 BENNASSAR ROSSELLO Joan Marti					
	94 GARAIAR PIKABEA Benat					
	99 NAVAS MARCHAL Alvaro					
11	ITA - Italy					
	131 BOSCARO Davide					
	132 FAVERO Renato					
	134 LAMON Francesco					
	137 MORO Manlio					

LEGEND

DNF Did Not Finish **R** Replaced **X** Rider pulled out before the finish

TITLE PARTNER		MAIN PARTNER		OFFICIAL PARTNER		OFFICIAL SUPPLIER	



16-20 October 2024

Men's Team Pursuit / Poursuite par équipe hommes Finals / Finales Race Analysis / Analyse de la course

For Gold

GBR - Great Britain				Lap	DEN - Denmark			
Distance	Time	Rank	Lap Time		Distance	Time	Rank	Lap Time
125m	13.265	2			125m	13.138	1	
250m	20.867	1	20.867	1	250m	20.964	2	20.964
375m	27.882	1			375m	28.072	2	
500m	34.712	1	13.845	2	500m	34.926	2	13.962
625m	41.488	1			625m	41.681	2	
750m	48.361	1	13.649	3	750m	48.486	2	13.560
875m	55.084	1			875m	55.228	2	
1000m	1:01.807	1	13.446	4	1000m	1:01.964	2	13.478
1125m	1:08.690	1			1125m	1:08.737	2	
1250m	1:15.401	1	13.594	5	1250m	1:15.627	2	13.663
1375m	1:22.157	1			1375m	1:22.367	2	
1500m	1:28.906	1	13.505	6	1500m	1:29.165	2	13.538
1625m	1:35.786	1			1625m	1:35.954	2	
1750m	1:42.573	1	13.667	7	1750m	1:42.816	2	13.651
1875m	1:49.446	1			1875m	1:49.595	2	
2000m	1:56.303	1	13.730	8	2000m	1:56.384	2	13.568
2125m	2:03.275	2			2125m	2:03.200	1	
2250m	2:10.117	1	13.814	9	2250m	2:10.169	2	13.785
2375m	2:16.976	2			2375m	2:16.960	1	
2500m	2:23.778	2	13.661	10	2500m	2:23.697	1	13.528
2625m	2:30.708	2			2625m	2:30.527	1	
2750m	2:37.511	2	13.733	11	2750m	2:37.234	1	13.537
2875m	2:44.467	2			2875m	2:43.966	1	
3000m	2:51.277	2	13.766	12	3000m	2:50.840	1	13.606
3125m	2:58.122	2			3125m	2:57.557	1	
3250m	3:04.933	2	13.656	13	3250m	3:04.294	1	13.454
3375m	3:11.718	2			3375m	3:11.069	1	
3500m	3:18.625	2	13.692	14	3500m	3:17.779	1	13.485
3625m	3:25.378	2			3625m	3:24.615	1	
3750m	3:32.190	2	13.565	15	3750m	3:31.634	1	13.855
3875m	3:39.061	2			3875m	3:38.611	1	
4000m	3:45.963	2	13.773	16	4000m	3:45.642	1	14.008

TITLE PARTNER 	MAIN PARTNER 	OFFICIAL PARTNER 		OFFICIAL SUPPLIER 			
HOST PARTNER 							

16-20 October 2024

Men's Team Pursuit / Poursuite par équipe hommes Finals / Finales Race Analysis / Analyse de la course

For Bronze

GER - Germany					JPN - Japan				
Distance	Time	Rank	Lap Time	Lap	Distance	Time	Rank	Lap Time	
125m	13.829	4			125m	13.217	3		
250m	21.647	4	21.647	1	250m	20.988	3	20.988	
375m	28.823	4			375m	28.191	3		
500m	35.758	4	14.111	2	500m	35.243	3	14.255	
625m	42.740	4			625m	42.241	3		
750m	49.597	4	13.839	3	750m	49.363	3	14.120	
875m	56.477	4			875m	56.456	3		
1000m	1:03.415	3	13.818	4	1000m	1:03.697	4	14.334	
1125m	1:10.523	3			1125m	1:10.775	4		
1250m	1:17.494	3	14.079	5	1250m	1:17.812	4	14.115	
1375m	1:24.501	3			1375m	1:24.953	4		
1500m	1:31.552	3	14.058	6	1500m	1:31.966	4	14.154	
1625m	1:38.486	3			1625m	1:39.032	4		
1750m	1:45.459	3	13.907	7	1750m	1:46.097	4	14.131	
1875m	1:52.425	3			1875m	1:53.238	4		
2000m	1:59.452	3	13.993	8	2000m	2:00.271	4	14.174	
2125m	2:06.445	3			2125m	2:07.441	4		
2250m	2:13.400	3	13.948	9	2250m	2:14.701	4	14.430	
2375m	2:20.447	3			2375m	2:21.830	4		
2500m	2:27.445	3	14.045	10	2500m	2:28.999	4	14.298	
2625m	2:34.459	3			2625m	2:36.157	4		
2750m	2:41.534	3	14.089	11	2750m	2:43.324	4	14.325	
2875m	2:48.842	3			2875m	2:50.642	4		
3000m	2:55.782	3	14.248	12	3000m	2:57.778	4	14.454	
3125m	3:02.728	3			3125m	3:04.933	4		
3250m	3:09.668	3	13.886	13	3250m	3:12.134	4	14.356	
3375m	3:16.700	3			3375m	3:19.246	4		
3500m	3:23.718	3	14.050	14	3500m	3:26.334	4	14.200	
3625m	3:30.828	3			3625m	3:33.430	4		
3750m	3:38.125	3	14.407	15	3750m	DNF			
3875m	3:45.373	3			3875m				
4000m	3:52.707	3	14.582	16	4000m				

LEGEND
DNF Did Not Finish

TITLE PARTNER		MAIN PARTNER		OFFICIAL PARTNER		OFFICIAL SUPPLIER	

16-20 October 2024

Communiqué no. 51 Rectificatif 1

Men's Team Pursuit / Poursuite par équipe hommes Finals / Finales Start List / Liste de départ

Thu 17 Oct 2024 - Race distance: 4km

World Record 3:40.730 AUS - Australia Saint-Quentin-en-Yvelines (FRA) 6 AUG 2024

Heat	Race Number	NAT / Name	Time
For Bronze		GER - Germany	
	19	TEUTENBERG Tim Torn	
	52	BOOS Benjamin	
	116	JOCHUM Ben Felix	
	117	KESSLER Bruno	
		JPN - Japan	
	27	IMAMURA Shunsuke	
	28	KOJIMA Naoki	
	142	KUBOKI Kazushige	
	143	MATSUDA Shoi	
	For Gold		GBR - Great Britain
16		HAYTER Ethan Edward	
106		CHARLTON Josh	
110		TANFIELD Charlie	
112		WOOD Oliver	
		DEN - Denmark	
10		HANSEN Tobias Aagaard	
86		BEVORT Carl-Frederik	
87		LARSEN Niklas	
89		MADSEN Frederik Rodenberg	

Note:

The composition of the teams may be subject to change up to 30 minutes before the start of the race.

TITLE PARTNER		MAIN PARTNER		OFFICIAL PARTNER		OFFICIAL SUPPLIER	

16-20 October 2024

Communiqué no. 50

Men's Team Pursuit / Poursuite par équipe hommes First Round / Premier tour Results / Résultats

Wed 16 Oct 2024 - Race distance: 4km

World Record 3:40.730 AUS - Australia Saint-Quentin-en-Yvelines (FRA) 6 AUG 2024

Heat	Rank	NAT / Name	1000m	2000m 1000-2000	3000m 2000-3000	Time 3000-4000	Average Speed km/h		
1	1	JPN - Japan	1:03.394	1:59.968	2:57.451	3:54.826	61.322	QB	
		27 IMAMURA Shunsuke		56.574	57.483	57.375			
			28 KOJIMA Naoki						
			142 KUBOKI Kazushige						
			143 MATSUDA Shoi	(X)					
		2	CAN - Canada	1:03.896	2:01.027	2:58.231	3:55.638	61.111	
			6 ERNST Chris		57.131	57.204	57.407		
			47 GUILLEMETTE Mathias						
			69 PARRISH Campbell						
			70 RICHARDSON Sean	(X)					
2	1	GER - Germany	1:03.923	2:00.335	2:56.518	3:54.746	61.343	QB	
		52 BOOS Benjamin	(X)	56.412	56.183	58.228			
			114 GROSS Felix						
			116 JOCHUM Ben Felix						
			117 KESSLER Bruno						
		2	CHN - China	1:04.704	2:02.782	3:00.591	3:59.747	60.063	
			72 LI Boan		58.078	57.809	59.156		
			73 WANG Mengjie	(X)					
			74 YANG Yang						
			75 ZHANG Jinyan						
3	1	DEN - Denmark	1:01.626	1:55.953	2:55.953			QG	
		10 HANSEN Tobias Aagaard	(X)	54.327	1:00.000				
			86 BEVORT Carl-Frederik						
			87 LARSEN Niklas						
			89 MADSEN Frederik Rodenberg						
		2	SUI - Switzerland	1:03.542	2:00.505	2:57.501	3:55.692	61.097	
			171 BOGLI Noah		56.963	56.996	58.191		
			172 BUHLMANN Luca						
			173 POOT Mats	(X)					
			175 THIEBAUD Valere						

TITLE PARTNER 		MAIN PARTNER 		OFFICIAL PARTNER 		OFFICIAL SUPPLIER 	
HOST PARTNER 							

Men's Team Pursuit / Poursuite par équipe hommes First Round / Premier tour Results / Résultats

Wed 16 Oct 2024 - Race distance: 4km

Heat	Rank	NAT / Name	1000m	2000m 1000-2000	3000m 2000-3000	Time 3000-4000	Average Speed km/h	
4	1	GBR - Great Britain	1:02.223	1:57.483	2:53.322	3:50.111	62.578	QG
		16 HAYTER Ethan Edward		55.260	55.839	56.789		
		105 BRITTON Rhys		(X)				
		106 CHARLTON Josh						
		110 TANFIELD Charlie						
	2	USA - United States	1:04.027	2:00.719	2:57.608	3:54.887	61.306	
		41 KOONTZ Grant		56.692	56.889	57.279		
		185 DOMONOSKE David		(X)				
		186 JOHNSON Anders						
		188 RHIM Brendan						

Progression rule:

The winners of heats 3 and 4 in the First round ride the final for the gold and silver medals.

The remaining six teams will be ranked by their times in the First round and will be paired as follows:

The two fastest teams ride the final for the bronze medal.

LEGEND

QB Qualified for Bronze **QG** Qualified for Gold **X** Rider pulled out before the finish

TITLE PARTNER		MAIN PARTNER		OFFICIAL PARTNER		OFFICIAL SUPPLIER	



16-20 October 2024

Men's Team Pursuit / Poursuite par équipe hommes First Round / Premier tour Race Analysis / Analyse de la course

Heat 1

JPN - Japan					CAN - Canada				
Distance	Time	Rank	Lap Time	Lap	Distance	Time	Rank	Lap Time	
125m	13.145	1			125m	13.408	2		
250m	20.892	1	20.892	1	250m	21.268	2	21.268	
375m	28.028	1			375m	28.133	2		
500m	35.007	2	14.115	2	500m	28.630	1	7.362	
625m	41.943	1			625m	42.869	2		
750m	49.028	1	14.021	3	750m	49.944	2	21.314	
875m	55.929	1			875m	56.510	2		
1000m	1:03.394	1	14.366	4	1000m	1:03.896	2	13.952	
1125m	1:10.455	1			1125m	1:11.330	2		
1250m	1:17.518	1	14.124	5	1250m	1:18.408	2	14.512	
1375m	1:24.690	1			1375m	1:25.524	2		
1500m	1:31.772	1	14.254	6	1500m	1:32.687	2	14.279	
1625m	1:38.784	1			1625m	1:39.851	2		
1750m	1:45.818	1	14.046	7	1750m	1:46.858	2	14.171	
1875m	1:52.836	1			1875m	1:54.035	2		
2000m	1:59.968	1	14.150	8	2000m	2:01.027	2	14.169	
2125m	2:06.963	1			2125m	2:08.322	2		
2250m	2:14.153	1	14.185	9	2250m	2:15.438	2	14.411	
2375m	2:21.465	1			2375m	2:22.552	2		
2500m	2:28.565	1	14.412	10	2500m	2:29.688	2	14.250	
2625m	2:35.703	1			2625m	2:36.874	2		
2750m	2:42.802	1	14.237	11	2750m	2:43.939	2	14.251	
2875m	2:50.252	1			2875m	2:51.087	2		
3000m	2:57.451	1	14.649	12	3000m	2:58.231	2	14.292	
3125m	3:04.658	1			3125m	3:05.649	2		
3250m	3:11.927	1	14.476	13	3250m	3:12.751	2	14.520	
3375m	3:19.142	1			3375m	3:20.290	2		
3500m	3:26.307	1	14.380	14	3500m	3:27.429	2	14.678	
3625m	3:33.425	1			3625m	3:34.570	2		
3750m	3:40.605	1	14.298	15	3750m	3:41.588	2	14.159	
3875m	3:47.655	1			3875m	3:48.689	2		
4000m	3:54.822	1	14.217	16	4000m	3:55.639	2	14.051	

TITLE PARTNER 		MAIN PARTNER 		OFFICIAL PARTNER 		OFFICIAL SUPPLIER 	
HOST PARTNER 							



16-20 October 2024

Men's Team Pursuit / Poursuite par équipe hommes First Round / Premier tour Race Analysis / Analyse de la course

Heat 2

GER - Germany					CHN - China				
Distance	Time	Rank	Lap Time	Lap	Distance	Time	Rank	Lap Time	
125m	13.927	2			125m	13.859	1		
250m	21.886	2	21.886	1	250m	21.736	1	21.736	
375m	29.102	2			375m	29.035	1		
500m	36.020	1	14.134	2	500m	36.139	2	14.403	
625m	43.095	1			625m	43.326	2		
750m	49.997	1	13.977	3	750m	50.386	2	14.247	
875m	56.933	1			875m	57.563	2		
1000m	1:03.923	1	13.926	4	1000m	1:04.704	2	14.318	
1125m	1:11.066	1			1125m	1:11.946	2		
1250m	1:17.993	1	14.070	5	1250m	1:19.330	2	14.626	
1375m	1:24.956	1			1375m	1:26.525	2		
1500m	1:43.076	2	25.083	6	1500m	1:33.705	1	14.375	
1625m	1:39.111	1			1625m	1:40.991	2		
1750m	1:46.142	1	3.066	7	1750m	1:48.171	2	14.466	
1875m	1:53.197	1			1875m	1:55.838	2		
2000m	2:00.335	1	14.193	8	2000m	2:02.782	2	14.611	
2125m	2:07.316	1			2125m	2:09.998	2		
2250m	2:14.233	1	13.898	9	2250m	2:17.315	2	14.533	
2375m	2:21.192	1			2375m	2:24.707	2		
2500m	2:28.302	1	14.069	10	2500m	2:31.822	2	14.507	
2625m	2:35.247	1			2625m	2:38.998	2		
2750m	2:42.224	1	13.922	11	2750m	2:46.284	2	14.462	
2875m	2:49.250	1			2875m	2:53.410	2		
3000m	2:56.518	1	14.294	12	3000m	3:00.591	2	14.307	
3125m	3:03.835	1			3125m	3:07.981	2		
3250m	3:11.042	1	14.524	13	3250m	3:15.219	2	14.628	
3375m	3:18.260	1			3375m	3:22.484	2		
3500m	3:25.483	1	14.441	14	3500m	3:29.902	2	14.683	
3625m	3:32.873	1			3625m	3:37.395	2		
3750m	3:40.151	1	14.668	15	3750m	3:44.813	2	14.911	
3875m	3:47.436	1			3875m	3:52.405	2		
4000m	3:54.748	1	14.597	16	4000m	3:59.747	2	14.934	

TITLE PARTNER		MAIN PARTNER		OFFICIAL PARTNER		OFFICIAL SUPPLIER	
HOST PARTNER							

16-20 October 2024

Men's Team Pursuit / Poursuite par équipe hommes First Round / Premier tour Race Analysis / Analyse de la course

Heat 3

DEN - Denmark					SUI - Switzerland				
Distance	Time	Rank	Lap Time	Lap	Distance	Time	Rank	Lap Time	
125m	13.159	1			125m	13.585	2		
250m	20.893	1	20.893	1	250m	21.254	2	21.254	
375m	27.967	1			375m	28.425	2		
500m	34.746	1	13.853	2	500m	35.382	2	14.128	
625m	41.441	1			625m	42.288	2		
750m	48.191	1	13.445	3	750m	49.336	2	13.954	
875m	54.893	1			875m	56.342	2		
1000m	1:01.626	1	13.435	4	1000m	1:03.542	2	14.206	
1125m	1:08.402	1			1125m	1:10.608	2		
1250m	1:15.270	1	13.644	5	1250m	1:17.746	2	14.204	
1375m	1:22.031	1			1375m	1:24.830	2		
1500m	1:28.780	1	13.510	6	1500m	1:32.066	2	14.320	
1625m	1:35.560	1			1625m	1:39.102	2		
1750m	1:42.442	1	13.662	7	1750m	1:46.171	2	14.105	
1875m	1:49.181	1			1875m	1:53.270	2		
2000m	1:55.953	1	13.511	8	2000m	2:00.505	2	14.334	
2125m	2:02.741	1			2125m	2:07.496	2		
2250m	2:09.600	1	13.647	9	2250m	2:14.546	2	14.041	
2375m	2:16.337	1			2375m	2:21.794	2		
2500m	2:23.146	1	13.546	10	2500m	2:28.942	2	14.396	
2625m	2:29.821	1			2625m	2:36.178	2		
2750m	2:36.576	1	13.430	11	2750m	2:43.277	2	14.335	
2875m	2:45.171	1			2875m	2:50.376	2		
3000m	2:55.953	1	19.377	12	3000m	2:57.501	2	14.224	
3125m					3125m	3:04.596	1		
3250m				13	3250m	3:11.864	1	14.363	
3375m					3375m	3:18.993	1		
3500m				14	3500m	3:26.207	1	14.343	
3625m					3625m	3:33.643	1		
3750m				15	3750m	3:41.013	1	14.806	
3875m					3875m	3:48.326	1		
4000m				16	4000m	3:55.692	2	14.679	

TITLE PARTNER 		MAIN PARTNER 		OFFICIAL PARTNER 		OFFICIAL SUPPLIER 	
HOST PARTNER 							

16-20 October 2024

Men's Team Pursuit / Poursuite par équipe hommes First Round / Premier tour Race Analysis / Analyse de la course

Heat 4

GBR - Great Britain					USA - United States				
Distance	Time	Rank	Lap Time	Lap	Distance	Time	Rank	Lap Time	
125m	13.384	1			125m	13.533	2		
250m	21.072	1	21.072	1	250m	21.468	2	21.468	
375m	28.101	1			375m	28.770	2		
500m	34.941	1	13.869	2	500m	35.836	2	14.368	
625m	41.706	1			625m	42.838	2		
750m	48.613	1	13.672	3	750m	49.955	2	14.119	
875m	55.412	1			875m	56.971	2		
1000m	1:02.223	1	13.610	4	1000m	1:04.027	2	14.072	
1125m	1:09.188	1			1125m	1:11.180	2		
1250m	1:16.044	1	13.821	5	1250m	1:18.192	2	14.165	
1375m	1:22.893	1			1375m	1:25.238	2		
1500m	1:29.758	1	13.714	6	1500m	1:32.380	2	14.188	
1625m	1:36.685	1			1625m	1:39.395	2		
1750m	1:43.565	1	13.807	7	1750m	1:46.449	2	14.069	
1875m	1:50.516	1			1875m	1:53.501	2		
2000m	1:57.483	1	13.918	8	2000m	2:00.719	2	14.270	
2125m	2:04.675	1			2125m	2:07.947	2		
2250m	2:11.680	1	14.197	9	2250m	2:15.036	2	14.317	
2375m	2:18.787	1			2375m	2:22.101	2		
2500m	2:25.671	1	13.991	10	2500m	2:29.133	2	14.097	
2625m	2:32.550	1			2625m	2:36.185	2		
2750m	2:39.549	1	13.878	11	2750m	2:43.372	2	14.239	
2875m	2:46.436	1			2875m	2:50.392	2		
3000m	2:53.322	1	13.773	12	3000m	2:57.608	2	14.236	
3125m	3:00.225	1			3125m	3:04.682	2		
3250m	3:07.137	1	13.815	13	3250m	3:11.764	2	14.156	
3375m	3:14.165	1			3375m	3:18.809	2		
3500m	3:21.193	1	14.056	14	3500m	3:26.040	2	14.276	
3625m	3:28.326	1			3625m	3:33.169	2		
3750m	3:35.518	1	14.325	15	3750m	3:40.335	2	14.295	
3875m	3:42.805	1			3875m	3:47.523	2		
4000m	3:50.111	1	14.593	16	4000m	3:54.887	2	14.552	

TITLE PARTNER		MAIN PARTNER		OFFICIAL PARTNER		OFFICIAL SUPPLIER	
HOST PARTNER							



16-20 October 2024

Communiqué no. 49 Rectificatif 1

Men's Team Pursuit / Poursuite par équipe hommes First Round / Premier tour Start List / Liste de départ

Wed 16 Oct 2024 - Race distance: 4km

World Record 3:40.730 AUS - Australia Saint-Quentin-en-Yvelines (FRA) 6 AUG 2024

Heat	Race Number	NAT / Name	Time
1		JPN - Japan	
	27	IMAMURA Shunsuke	
	28	KOJIMA Naoki	
	142	KUBOKI Kazushige	
	143	MATSUDA Shoi	
		CAN - Canada	
	6	ERNST Chris	
	47	GUILLEMETTE Mathias	
	69	PARRISH Campbell	
	70	RICHARDSON Sean	
2		GER - Germany	
	52	BOOS Benjamin	
	114	GROSS Felix	
	116	JOCHUM Ben Felix	
	117	KESSLER Bruno	
		CHN - China	
	72	LI Boan	
	73	WANG Mengjie	
	74	YANG Yang	
	75	ZHANG Jinyan	

TITLE PARTNER		MAIN PARTNER		OFFICIAL PARTNER		OFFICIAL SUPPLIER	



16-20 October 2024

Communiqué no. 49 Rectificatif 1

Men's Team Pursuit / Poursuite par équipe hommes First Round / Premier tour Start List / Liste de départ

Wed 16 Oct 2024 - Race distance: 4km

Heat	Race Number	NAT / Name	Time
3		DEN - Denmark	
	86	BEVORT Carl-Frederik	
	87	LARSEN Niklas	
	89	MADSEN Frederik Rodenberg	
	10	HANSEN Tobias Aagaard	
		SUI - Switzerland	
	171	BOGLI Noah	
	172	BUHLMANN Luca	
	173	POOT Mats	
	175	THIEBAUD Valere	

TITLE PARTNER		MAIN PARTNER		OFFICIAL PARTNER		OFFICIAL SUPPLIER	

Men's Team Pursuit / Poursuite par équipe hommes First Round / Premier tour Start List / Liste de départ

Wed 16 Oct 2024 - Race distance: 4km

Heat	Race Number	NAT / Name	Time
4		GBR - Great Britain	
	16	HAYTER Ethan Edward	
	105	BRITTON Rhys	
	106	CHARLTON Josh	
	110	TANFIELD Charlie	
		USA - United States	
	41	KOONTZ Grant	
	185	DOMONOSKE David	
	186	JOHNSON Anders	
	188	RHIM Brendan	

Progression rule:

The winners of heats 3 and 4 in the First round ride the final for the gold and silver medals.

The remaining six teams will be ranked by their times in the First round and will be paired as follows:

The two fastest teams ride the final for the bronze medal.

Note:

The composition of the teams may be subject to change up to 30 minutes before the start of the race.

TITLE PARTNER		MAIN PARTNER		OFFICIAL PARTNER		OFFICIAL SUPPLIER	

Men's Team Pursuit / Poursuite par équipe hommes Qualifying / Qualifications Results / Résultats

Wed 16 Oct 2024 - Race distance: 4km

World Record 3:40.730 AUS - Australia Saint-Quentin-en-Yvelines (FRA) 6 AUG 2024

Rank	NAT / Name	1000m	2000m 1000-2000	3000m 2000-3000	Time 3000-4000	Average Speed km/h	
1	GBR - Great Britain	1:02.442 (2)	1:58.061 (2)	2:53.373 (2)	3:48.759	62.948	Q
	16 HAYTER Ethan Edward		55.619 (2)	55.312 (2)	55.386 (1)		
	106 CHARLTON Josh						
	110 TANFIELD Charlie						
	112 WOOD Oliver	(X)					
2	DEN - Denmark	1:02.225 (1)	1:56.615 (1)	2:51.628 (1)	3:48.983	62.887	Q
	86 BEVORT Carl-Frederik		54.390 (1)	55.013 (1)	57.355 (2)		
	87 LARSEN Niklas						
	89 MADSEN Frederik Rodenberg	(X)					
	91 PEDERSEN Rasmus						
3	SUI - Switzerland	1:03.649 (3)	2:00.677 (3)	2:57.437 (3)	3:55.084	61.255	Q
	39 VOGEL Alex		57.028 (5)	56.760 (3)	57.647 (5)		
	171 BOGLI Noah						
	173 POOT Mats	(X)					
	175 THIEBAUD Valere						
4	USA - United States	1:03.936 (4)	2:00.740 (4)	2:58.274 (4)	3:55.745	61.083	Q
	41 KOONTZ Grant		56.804 (3)	57.534 (5)	57.471 (4)		
	185 DOMONOSKE David	(X)					
	186 JOHNSON Anders						
	188 RHIM Brendan						
5	GER - Germany	1:04.344 (7)	2:01.503 (6)	2:58.503 (5)	3:56.948	60.773	Q
	52 BOOS Benjamin	(X)	57.159 (6)	57.000 (4)	58.445 (8)		
	114 GROSS Felix						
	116 JOCHUM Ben Felix						
	117 KESSLER Bruno						
6	JPN - Japan	1:04.109 (5)	2:01.024 (5)	2:59.463 (6)	3:57.300	60.683	Q
	28 KOJIMA Naoki		56.915 (4)	58.439 (8)	57.837 (6)		
	141 KAWANO Shoki						
	142 KUBOKI Kazushige						
	143 MATSUDA Shoi	(X)					
7	CAN - Canada	1:04.888 (8)	2:02.287 (8)	3:00.846 (7)	3:58.279	60.433	Q
	6 ERNST Chris		57.399 (8)	58.559 (9)	57.433 (3)		
	47 GUILLEMETTE Mathias						
	69 PARRISH Campbell						
	70 RICHARDSON Sean	(X)					

TITLE PARTNER		MAIN PARTNER		OFFICIAL PARTNER		OFFICIAL SUPPLIER	

Men's Team Pursuit / Poursuite par équipe hommes Qualifying / Qualifications Results / Résultats

Wed 16 Oct 2024 - Race distance: 4km

Rank	NAT / Name	1000m	2000m 1000-2000	3000m 2000-3000	Time 3000-4000	Average Speed km/h	
8	CHN - China	1:05.599 (11)	2:03.684 (10)	3:01.703 (10)	4:00.589	59.853	Q
	72 LI Boan		58.085 (10)	58.019 (6)	58.886 (9)		
	73 WANG Mengjie						
	74 YANG Yang						
	75 ZHANG Jinyan						
9	POL - Poland	1:05.434 (10)	2:02.731 (9)	3:01.063 (8)	4:01.006	59.750	
	34 BANASZEK Alan		57.297 (7)	58.332 (7)	59.943 (10)		
	35 WALINIAK Konrad						
	57 PROKOPYSZYN Filip						(X)
	58 WOZNIAK Adam						
10	ESP - Spain	1:04.157 (6)	2:01.918 (7)	3:01.282 (9)	4:01.705	59.577	
	12 MARTORELL HAGA Erik		57.761 (9)	59.364 (11)	1:00.423 (11)		
	93 BENNASSAR ROSSELLO Joan Marti						
	94 GARAIAR PIKABEA Benat						(X)
	99 NAVAS MARCHAL Alvaro						
11	ITA - Italy	1:05.413 (9)	2:04.737 (11)	3:03.719 (11)	4:02.072	59.486	
	131 BOSCARO Davide		59.324 (11)	58.982 (10)	58.353 (7)		
	132 FAVERO Renato						(X)
	134 LAMON Francesco						
	137 MORO Manlio						

Progression rule:

The eight fastest teams will qualify and be matched in the First Round as follows:

The 6th fastest team against the 7th fastest team.

The 5th fastest team against the 8th fastest team.

The 2nd fastest team against the 3rd fastest team.

The fastest team against the 4th fastest team.

LEGEND

Q Qualified X Rider pulled out before the finish

TITLE PARTNER		MAIN PARTNER		OFFICIAL PARTNER		OFFICIAL SUPPLIER	



16-20 October 2024

Men's Team Pursuit / Poursuite par équipe hommes Qualifying / Qualifications Race Analysis / Analyse de la course

Heat 1					Heat 2				
Distance	POL - Poland		Lap Time	Lap	Distance	SUI - Switzerland		Lap Time	
	Time	Rank				Time	Rank		
125m	13.849	10			125m	13.598	7		
250m	22.080	11	22.080	1	250m	21.403	5	21.403	
375m	29.584	11			375m	28.531	5		
500m	36.818	11	14.738	2	500m	35.435	3	14.032	
625m	44.150	11			625m	42.311	3		
750m	51.260	11	14.442	3	750m	49.386	3	13.951	
875m	58.351	11			875m	56.494	3		
1000m	1:05.434	10	14.174	4	1000m	1:03.649	3	14.263	
1125m	1:12.634	9			1125m	1:10.935	3		
1250m	1:19.704	9	14.270	5	1250m	1:18.076	3	14.427	
1375m	1:26.830	9			1375m	1:25.159	3		
1500m	1:34.009	9	14.305	6	1500m	1:32.219	3	14.143	
1625m	1:41.399	9			1625m	1:39.427	3		
1750m	1:48.570	9	14.561	7	1750m	1:46.526	3	14.307	
1875m	1:55.686	9			1875m	1:53.601	3		
2000m	2:02.731	9	14.161	8	2000m	2:00.677	3	14.151	
2125m	2:09.758	9			2125m	2:07.871	3		
2250m	2:16.952	9	14.221	9	2250m	2:14.897	3	14.220	
2375m	2:24.046	9			2375m	2:21.925	3		
2500m	2:31.477	9	14.525	10	2500m	2:29.093	3	14.196	
2625m	2:38.812	9			2625m	2:36.123	3		
2750m	2:46.357	9	14.880	11	2750m	2:43.161	3	14.068	
2875m	2:53.674	9			2875m	2:50.310	3		
3000m	3:01.063	8	14.706	12	3000m	2:57.437	3	14.276	
3125m	3:08.653	9			3125m	3:04.612	3		
3250m	3:15.948	9	14.885	13	3250m	3:11.958	3	14.521	
3375m	3:23.149	8			3375m	3:19.109	3		
3500m	3:30.456	8	14.508	14	3500m	3:26.304	3	14.346	
3625m	3:38.051	8			3625m	3:33.474	3		
3750m	3:45.640	8	15.184	15	3750m	3:40.851	3	14.547	
3875m	3:53.259	9			3875m	3:47.952	3		
4000m	4:01.006	9	15.366	16	4000m	3:55.084	3	14.233	

TITLE PARTNER		MAIN PARTNER		OFFICIAL PARTNER		OFFICIAL SUPPLIER	
HOST PARTNER							

16-20 October 2024

Men's Team Pursuit / Poursuite par équipe hommes Qualifying / Qualifications Race Analysis / Analyse de la course

Heat 3					Heat 4				
Distance	ESP - Spain		Lap Time	Lap	Distance	CHN - China		Lap Time	
	Time	Rank				Time	Rank		
125m	13.473	5			125m	13.822	8		
250m	21.462	6	21.462	1	250m	21.651	8	21.651	
375m	28.772	6			375m	28.988	8		
500m	35.772	6	14.310	2	500m	36.331	9	14.680	
625m	42.709	5			625m	43.587	9		
750m	49.792	5	14.020	3	750m	50.900	10	14.569	
875m	56.914	5			875m	58.331	10		
1000m	1:04.157	6	14.365	4	1000m	1:05.599	11	14.699	
1125m	1:11.611	6			1125m	1:12.871	11		
1250m	1:18.761	7	14.604	5	1250m	1:20.233	11	14.634	
1375m	1:25.846	7			1375m	1:27.402	10		
1500m	1:32.928	7	14.167	6	1500m	1:34.583	10	14.350	
1625m	1:40.041	6			1625m	1:41.903	10		
1750m	1:47.388	7	14.460	7	1750m	1:49.088	10	14.505	
1875m	1:54.633	7			1875m	1:56.408	10		
2000m	2:01.918	7	14.530	8	2000m	2:03.684	10	14.596	
2125m	2:09.379	7			2125m	2:11.020	10		
2250m	2:16.640	8	14.722	9	2250m	2:18.486	10	14.802	
2375m	2:23.895	8			2375m	2:25.720	10		
2500m	2:31.123	8	14.483	10	2500m	2:32.925	10	14.439	
2625m	2:38.469	8			2625m	2:40.130	10		
2750m	2:45.999	8	14.876	11	2750m	2:47.416	10	14.491	
2875m	2:53.566	8			2875m	2:54.544	10		
3000m	3:01.282	9	15.283	12	3000m	3:01.703	10	14.287	
3125m	3:08.648	8			3125m	3:08.936	10		
3250m	3:15.918	8	14.636	13	3250m	3:16.106	10	14.403	
3375m	3:23.205	9			3375m	3:23.291	10		
3500m	3:30.551	9	14.633	14	3500m	3:30.729	10	14.623	
3625m	3:38.219	9			3625m	3:38.409	10		
3750m	3:46.146	10	15.595	15	3750m	3:45.794	9	15.065	
3875m	3:53.897	10			3875m	3:53.165	8		
4000m	4:01.705	10	15.559	16	4000m	4:00.589	8	14.795	

TITLE PARTNER 	MAIN PARTNER 	OFFICIAL PARTNER 	OFFICIAL SUPPLIER 	
HOST PARTNER 				



16-20 October 2024

Men's Team Pursuit / Poursuite par équipe hommes Qualifying / Qualifications Race Analysis / Analyse de la course

Heat 5					Heat 6				
Distance	USA - United States Time	Rank	Lap Time	Lap	Distance	CAN - Canada Time	Rank	Lap Time	
125m	13.380	3			125m	13.581	6		
250m	21.255	4	21.255	1	250m	21.616	7	21.616	
375m	28.528	4			375m	29.106	9		
500m	35.564	4	14.309	2	500m	36.321	8	14.705	
625m	42.572	4			625m	43.560	8		
750m	49.783	4	14.219	3	750m	50.677	8	14.356	
875m	56.861	4			875m	57.782	8		
1000m	1:03.936	4	14.153	4	1000m	1:04.888	8	14.211	
1125m	1:11.065	4			1125m	1:12.100	8		
1250m	1:18.106	4	14.170	5	1250m	1:19.262	8	14.374	
1375m	1:25.175	4			1375m	1:26.429	8		
1500m	1:32.281	4	14.175	6	1500m	1:33.611	8	14.349	
1625m	1:39.517	4			1625m	1:40.920	8		
1750m	1:46.614	4	14.333	7	1750m	1:48.026	8	14.415	
1875m	1:53.703	4			1875m	1:55.101	8		
2000m	2:00.740	4	14.126	8	2000m	2:02.287	8	14.261	
2125m	2:07.895	4			2125m	2:09.461	8		
2250m	2:15.047	4	14.307	9	2250m	2:16.557	7	14.270	
2375m	2:22.205	4			2375m	2:23.789	7		
2500m	2:29.438	4	14.391	10	2500m	2:31.023	7	14.466	
2625m	2:36.617	4			2625m	2:38.355	7		
2750m	2:43.890	4	14.452	11	2750m	2:45.748	7	14.725	
2875m	2:51.066	4			2875m	2:53.273	7		
3000m	2:58.274	4	14.384	12	3000m	3:00.846	7	15.098	
3125m	3:05.659	5			3125m	3:08.089	7		
3250m	3:12.886	4	14.612	13	3250m	3:15.239	7	14.393	
3375m	3:20.041	4			3375m	3:22.401	7		
3500m	3:27.192	4	14.306	14	3500m	3:29.519	7	14.280	
3625m	3:34.318	4			3625m	3:36.766	7		
3750m	3:41.433	4	14.241	15	3750m	3:43.970	7	14.451	
3875m	3:48.571	4			3875m	3:51.059	7		
4000m	3:55.745	4	14.312	16	4000m	3:58.279	7	14.309	

TITLE PARTNER		MAIN PARTNER		OFFICIAL PARTNER		OFFICIAL SUPPLIER	
HOST PARTNER							

16-20 October 2024

Men's Team Pursuit / Poursuite par équipe hommes Qualifying / Qualifications Race Analysis / Analyse de la course

Heat 7					Heat 8				
Distance	GER - Germany		Lap Time	Lap	Distance	GBR - Great Britain		Lap Time	
	Time	Rank				Time	Rank		
125m	13.950	11			125m	13.399	4		
250m	21.787	9	21.787	1	250m	21.114	2	21.114	
375m	28.960	7			375m	28.158	2		
500m	35.917	7	14.130	2	500m	34.962	1	13.848	
625m	42.988	7			625m	41.757	1		
750m	50.031	7	14.114	3	750m	48.677	1	13.715	
875m	57.191	7			875m	55.560	2		
1000m	1:04.344	7	14.313	4	1000m	1:02.442	2	13.765	
1125m	1:11.615	7			1125m	1:09.504	2		
1250m	1:18.671	6	14.327	5	1250m	1:16.389	2	13.947	
1375m	1:25.734	6			1375m	1:23.291	2		
1500m	1:32.860	6	14.189	6	1500m	1:30.197	2	13.808	
1625m	1:40.150	7			1625m	1:37.214	2		
1750m	1:47.296	6	14.436	7	1750m	1:44.142	2	13.945	
1875m	1:54.402	6			1875m	1:51.096	2		
2000m	2:01.503	6	14.207	8	2000m	1:58.061	2	13.919	
2125m	2:08.728	6			2125m	2:05.157	2		
2250m	2:15.842	6	14.339	9	2250m	2:12.035	2	13.974	
2375m	2:22.923	6			2375m	2:18.836	2		
2500m	2:29.972	5	14.130	10	2500m	2:25.596	2	13.561	
2625m	2:37.182	5			2625m	2:32.563	2		
2750m	2:44.309	5	14.337	11	2750m	2:39.444	2	13.848	
2875m	2:51.380	5			2875m	2:46.485	2		
3000m	2:58.503	5	14.194	12	3000m	2:53.373	2	13.929	
3125m	3:05.631	4			3125m	3:00.325	2		
3250m	3:13.050	5	14.547	13	3250m	3:07.209	2	13.836	
3375m	3:20.261	5			3375m	3:14.266	2		
3500m	3:27.766	5	14.716	14	3500m	3:21.149	2	13.940	
3625m	3:35.038	5			3625m	3:28.053	2		
3750m	3:42.295	5	14.529	15	3750m	3:34.957	2	13.808	
3875m	3:49.592	5			3875m	3:41.854	2		
4000m	3:56.948	5	14.653	16	4000m	3:48.759	1	13.802	

TITLE PARTNER 	MAIN PARTNER 	OFFICIAL PARTNER 		OFFICIAL SUPPLIER
HOST PARTNER 				

16-20 October 2024

Men's Team Pursuit / Poursuite par équipe hommes Qualifying / Qualifications Race Analysis / Analyse de la course

Heat 9					Heat 10				
Distance	JPN - Japan		Lap Time	Lap	Distance	ITA - Italy		Lap Time	
	Time	Rank				Time	Rank		
125m	13.368	2			125m	13.845	9		
250m	21.211	3	21.211	1	250m	21.833	10	21.833	
375m	28.455	3			375m	29.250	10		
500m	35.565	5	14.354	2	500m	36.400	10	14.567	
625m	42.787	6			625m	43.639	10		
750m	49.882	6	14.317	3	750m	50.833	9	14.433	
875m	57.064	6			875m	58.058	9		
1000m	1:04.109	5	14.227	4	1000m	1:05.413	9	14.580	
1125m	1:11.178	5			1125m	1:12.734	10		
1250m	1:18.308	5	14.199	5	1250m	1:20.105	10	14.692	
1375m	1:25.580	5			1375m	1:27.584	11		
1500m	1:32.656	5	14.348	6	1500m	1:35.243	11	15.138	
1625m	1:39.694	5			1625m	1:42.646	11		
1750m	1:46.747	5	14.091	7	1750m	1:49.990	11	14.747	
1875m	1:53.825	5			1875m	1:57.318	11		
2000m	2:01.024	5	14.277	8	2000m	2:04.737	11	14.747	
2125m	2:08.211	5			2125m	2:12.028	11		
2250m	2:15.569	5	14.545	9	2250m	2:19.303	11	14.566	
2375m	2:22.825	5			2375m	2:26.733	11		
2500m	2:30.204	6	14.635	10	2500m	2:34.170	11	14.867	
2625m	2:37.459	6			2625m	2:41.770	11		
2750m	2:44.725	6	14.521	11	2750m	2:49.109	11	14.939	
2875m	2:52.033	6			2875m	2:56.432	11		
3000m	2:59.463	6	14.738	12	3000m	3:03.719	11	14.610	
3125m	3:06.727	6			3125m	3:11.120	11		
3250m	3:13.982	6	14.519	13	3250m	3:18.292	11	14.573	
3375m	3:21.179	6			3375m	3:25.580	11		
3500m	3:28.223	6	14.241	14	3500m	3:32.731	11	14.439	
3625m	3:35.434	6			3625m	3:40.095	11		
3750m	3:42.658	6	14.435	15	3750m	3:47.287	11	14.556	
3875m	3:49.920	6			3875m	3:54.629	11		
4000m	3:57.300	6	14.642	16	4000m	4:02.072	11	14.785	

TITLE PARTNER		MAIN PARTNER		OFFICIAL PARTNER		OFFICIAL SUPPLIER	
HOST PARTNER							



16-20 October 2024

Men's Team Pursuit / Poursuite par équipe hommes Qualifying / Qualifications Race Analysis / Analyse de la course

Heat 11

Distance	DEN - Denmark		Lap Time	Lap
	Time	Rank		
125m	13.307	1		
250m	21.039	1	21.039	1
375m	28.118	1		
500m	34.998	2	13.959	2
625m	41.842	2		
750m	48.716	2	13.718	3
875m	55.473	1		
1000m	1:02.225	1	13.509	4
1125m	1:08.954	1		
1250m	1:15.776	1	13.551	5
1375m	1:22.520	1		
1500m	1:29.253	1	13.477	6
1625m	1:36.017	1		
1750m	1:42.935	1	13.682	7
1875m	1:49.780	1		
2000m	1:56.615	1	13.680	8
2125m	2:03.473	1		
2250m	2:10.431	1	13.816	9
2375m	2:17.226	1		
2500m	2:24.185	1	13.754	10
2625m	2:30.990	1		
2750m	2:37.952	1	13.767	11
2875m	2:44.779	1		
3000m	2:51.628	1	13.676	12
3125m	2:58.709	1		
3250m	3:05.741	1	14.113	13
3375m	3:12.841	1		
3500m	3:19.949	1	14.208	14
3625m	3:27.074	1		
3750m	3:34.272	1	14.323	15
3875m	3:41.533	1		
4000m	3:48.983	2	14.711	16

TITLE PARTNER 	MAIN PARTNER 		OFFICIAL PARTNER 		OFFICIAL SUPPLIER
HOST PARTNER 					

Men's Team Pursuit / Poursuite par équipe hommes Qualifying / Qualifications Start List / Liste de départ

Wed 16 Oct 2024 - Race distance: 4km

World Record 3:40.730 AUS - Australia Saint-Quentin-en-Yvelines (FRA) 6 AUG 2024

Heat	Race Number	NAT / Name	Time
1		POL - Poland	
	34	BANASZEK Alan	
	35	WALINIAK Konrad	
	57	PROKOPYSZYN Filip	
2		SUI - Switzerland	
	171	BOGLI Noah	
	173	POOT Mats	
	175	THIEBAUD Valere	
3		ESP - Spain	
	12	MARTORELL HAGA Erik	
	93	BENNASSAR ROSSELLO Joan Marti	
	94	GARAIAR PIKABEA Benat	
4		CHN - China	
	72	LI Boan	
	73	WANG Mengjie	
	74	YANG Yang	
5		USA - United States	
	41	KOONTZ Grant	
	185	DOMONOSKE David	
	186	JOHNSON Anders	
	188	RHIM Brendan	

TITLE PARTNER 		MAIN PARTNER 		OFFICIAL PARTNER 		OFFICIAL SUPPLIER 	
HOST PARTNER 							

Men's Team Pursuit / Poursuite par équipe hommes Qualifying / Qualifications Start List / Liste de départ

Wed 16 Oct 2024 - Race distance: 4km

Heat	Race Number	NAT / Name	Time
6		CAN - Canada	
	6	ERNST Chris	
	47	GUILLEMETTE Mathias	
	69	PARRISH Campbell	
	70	RICHARDSON Sean	
7		GER - Germany	
	52	BOOS Benjamin	
	114	GROSS Felix	
	116	JOCHUM Ben Felix	
	117	KESSLER Bruno	
8		GBR - Great Britain	
	16	HAYTER Ethan Edward	
	106	CHARLTON Josh	
	110	TANFIELD Charlie	
	112	WOOD Oliver	
9		JPN - Japan	
	28	KOJIMA Naoki	
	141	KAWANO Shoki	
	142	KUBOKI Kazushige	
	143	MATSUDA Shoi	
10		ITA - Italy	
	131	BOSCARO Davide	
	132	FAVERO Renato	
	134	LAMON Francesco	
	137	MORO Manlio	

TITLE PARTNER		MAIN PARTNER		OFFICIAL PARTNER		OFFICIAL SUPPLIER	

Men's Team Pursuit / Poursuite par équipe hommes Qualifying / Qualifications Start List / Liste de départ

Wed 16 Oct 2024 - Race distance: 4km

Heat	Race Number	NAT / Name	Time
11		DEN - Denmark	
	86	BEVORT Carl-Frederik	
	87	LARSEN Niklas	
	89	MADSEN Frederik Rodenberg	
	91	PEDERSEN Rasmus	

Progression rule:

The eight fastest teams will qualify and be matched in the First Round as follows:

The 6th fastest team against the 7th fastest team.

The 5th fastest team against the 8th fastest team.

The 2nd fastest team against the 3rd fastest team.

The fastest team against the 4th fastest team.

Note:

The composition of the teams may be subject to change up to 30 minutes before the start of the race.

TITLE PARTNER		MAIN PARTNER		OFFICIAL PARTNER		OFFICIAL SUPPLIER	

Men's Individual Pursuit / Poursuite individuelle hommes

Final Classification / Classement final

Fri 18 Oct 2024

World Record 3:59.304 CHARLTON Josh GBR Ballerup - Copenhagen (DEN) 18 OCT 2024

Rank	Race Number	Name	NAT	1000m	2000m 1000-2000	3000m 2000-3000	Time 3000-4000	Average Speed km/h	
GOLD	1	MILAN Jonathan	ITA	1:04.358	2:02.404 58.046	3:00.529 58.125	3:59.153 58.624	60.212	WR
SILVER	2	CHARLTON Josh	GBR	1:05.694	2:03.904 58.210	3:01.825 57.921	4:00.232 58.407	59.942	
BRONZE	3	BIGHAM Daniel	GBR	1:07.176	2:06.282 59.106	3:04.388 58.106	4:03.807 59.419	59.063	
	4	TANFIELD Charlie	GBR	1:06.658	2:05.922 59.264	3:06.145 1:00.223	4:08.499 1:02.354	57.948	
	5	VANDENBRANDEN Noah	BEL						
	6	ALVES OLIVEIRA Ivo Manuel	POR						
	7	BEVORT Carl-Frederik	DEN						
	8	JOHNSON Anders	USA						
	9	THIEBAUD Valere	SUI						
	10	MORO Manlio	ITA						
	11	VOGEL Alex	SUI						
	12	RHIM Brendan	USA						
	13	MAJEWSKI Kacper	POL						
	14	KESSLER Bruno	GER						

TITLE PARTNER 		MAIN PARTNER 		OFFICIAL PARTNER 		OFFICIAL SUPPLIER 	
HOST PARTNER 							

Men's Individual Pursuit / Poursuite individuelle hommes

Final Classification / Classement final

Fri 18 Oct 2024

Rank	Race Number	Name	NAT	1000m	2000m 1000-2000	3000m 2000-3000	Time 3000-4000	Average Speed km/h
15	116	JOCHUM Ben Felix	GER					
16	6	ERNST Chris	CAN					
17	70	RICHARDSON Sean	CAN					
18	143	MATSUDA Shoi	JPN					
19	180	ALMUTAIWEI Mohammad	UAE					
20	149	KARABUTOV Ilya	KAZ					
	65	BERNARD Thibaut	BEL					DSQ

LEGEND

DSQ Disqualified **WR** World Record

TITLE PARTNER		MAIN PARTNER		OFFICIAL PARTNER		OFFICIAL SUPPLIER	



16-20 October 2024

Men's Individual Pursuit / Poursuite individuelle hommes Finals / Finales Race Analysis / Analyse de la course

For Gold

106 CHARLTON Josh - GBR					135 MILAN Jonathan - ITA				
Distance	Time	Rank	Lap Time	Lap	Distance	Time	Rank	Lap Time	
125m	13.260	2			125m	12.845	1		
250m	21.374	2	21.374	1	250m	20.489	1	20.489	
375m	28.976	2			375m	27.840	1		
500m	36.361	2	14.987	2	500m	35.169	1	14.680	
625m	43.704	2			625m	42.505	1		
750m	51.041	2	14.680	3	750m	49.826	1	14.657	
875m	58.360	2			875m	57.080	1		
1000m	1:05.694	2	14.653	4	1000m	1:04.358	1	14.532	
1125m	1:13.021	2			1125m	1:11.628	1		
1250m	1:20.276	2	14.582	5	1250m	1:18.886	1	14.528	
1375m	1:27.538	2			1375m	1:26.128	1		
1500m	1:34.761	2	14.485	6	1500m	1:33.324	1	14.438	
1625m	1:42.030	2			1625m	1:40.565	1		
1750m	1:49.303	2	14.542	7	1750m	1:47.820	1	14.496	
1875m	1:56.600	2			1875m	1:55.119	1		
2000m	2:03.904	2	14.601	8	2000m	2:02.404	1	14.584	
2125m	2:11.190	2			2125m	2:09.649	1		
2250m	2:18.450	2	14.546	9	2250m	2:16.875	1	14.471	
2375m	2:25.707	2			2375m	2:24.092	1		
2500m	2:32.961	2	14.511	10	2500m	2:31.346	1	14.471	
2625m	2:40.172	2			2625m	2:38.657	1		
2750m	2:47.369	2	14.408	11	2750m	2:45.973	1	14.627	
2875m	2:54.612	2			2875m	2:53.256	1		
3000m	3:01.825	2	14.456	12	3000m	3:00.529	1	14.556	
3125m	3:09.044	2			3125m	3:07.810	1		
3250m	3:16.283	2	14.458	13	3250m	3:15.120	1	14.591	
3375m	3:23.538	2			3375m	3:22.452	1		
3500m	3:30.830	2	14.547	14	3500m	3:29.799	1	14.679	
3625m	3:38.140	2			3625m	3:37.160	1		
3750m	3:45.464	2	14.634	15	3750m	3:44.496	1	14.697	
3875m	3:52.837	2			3875m	3:51.801	1		
4000m	4:00.232	2	14.768	16	4000m	3:59.153	1	14.657	

TITLE PARTNER 		MAIN PARTNER 		OFFICIAL PARTNER 		OFFICIAL SUPPLIER 	
HOST PARTNER 							



16-20 October 2024

Men's Individual Pursuit / Poursuite individuelle hommes Finals / Finales Race Analysis / Analyse de la course

For Bronze

104 BIGHAM Daniel - GBR					110 TANFIELD Charlie - GBR				
Distance	Time	Rank	Lap Time	Lap	Distance	Time	Rank	Lap Time	
125m	14.013	4			125m	13.560	3		
250m	22.258	4	22.258	1	250m	21.837	3	21.837	
375m	29.858	4			375m	29.588	3		
500m	37.297	4	15.039	2	500m	37.121	3	15.284	
625m	44.763	4			625m	44.594	3		
750m	52.238	4	14.941	3	750m	51.974	3	14.853	
875m	59.703	4			875m	59.322	3		
1000m	1:07.176	4	14.938	4	1000m	1:06.658	3	14.684	
1125m	1:14.640	4			1125m	1:13.987	3		
1250m	1:22.093	4	14.917	5	1250m	1:21.330	3	14.672	
1375m	1:29.491	4			1375m	1:28.710	3		
1500m	1:36.866	4	14.773	6	1500m	1:36.070	3	14.740	
1625m	1:44.254	4			1625m	1:43.552	3		
1750m	1:51.641	4	14.775	7	1750m	1:51.015	3	14.945	
1875m	1:58.988	4			1875m	1:58.493	3		
2000m	2:06.282	4	14.641	8	2000m	2:05.922	3	14.907	
2125m	2:13.528	4			2125m	2:13.383	3		
2250m	2:20.801	3	14.519	9	2250m	2:20.802	4	14.880	
2375m	2:28.060	3			2375m	2:28.271	4		
2500m	2:35.336	3	14.535	10	2500m	2:35.754	4	14.952	
2625m	2:42.583	3			2625m	2:43.297	4		
2750m	2:49.848	3	14.512	11	2750m	2:50.828	4	15.074	
2875m	2:57.106	3			2875m	2:58.502	4		
3000m	3:04.388	3	14.540	12	3000m	3:06.145	4	15.317	
3125m	3:11.709	3			3125m	3:13.768	4		
3250m	3:19.084	3	14.696	13	3250m	3:21.445	4	15.300	
3375m	3:26.472	3			3375m	3:29.167	4		
3500m	3:33.862	3	14.778	14	3500m	3:36.911	4	15.466	
3625m	3:41.285	3			3625m	3:44.711	4		
3750m	3:48.754	3	14.892	15	3750m	3:52.581	4	15.670	
3875m	3:56.284	3			3875m	4:00.443	4		
4000m	4:03.807	3	15.053	16	4000m	4:08.499	4	15.918	

TITLE PARTNER		MAIN PARTNER		OFFICIAL PARTNER		OFFICIAL SUPPLIER	



16-20 October 2024

Communiqué no. 55

Men's Individual Pursuit / Poursuite individuelle hommes Finals / Finales Start List / Liste de départ

Fri 18 Oct 2024 - Race distance: 4km

World Record	3:59.304 CHARLTON Josh	GBR Ballerup - Copenhagen (DEN)	18 OCT 2024
--------------	------------------------	---------------------------------	-------------

Heat	Race Number	Name	NAT	Time
For Bronze	104	BIGHAM Daniel	GBR	_____
	110	TANFIELD Charlie	GBR	_____
For Gold	106	CHARLTON Josh	GBR	_____
	135	MILAN Jonathan	ITA	_____

TITLE PARTNER 	MAIN PARTNER 		OFFICIAL PARTNER 		OFFICIAL SUPPLIER 	
HOST PARTNER 						

16-20 October 2024

Communiqué no. 54

Men's Individual Pursuit / Poursuite individuelle hommes Qualifying / Qualifications Results / Résultats

Fri 18 Oct 2024 - Race distance: 4km

World Record 3:59.636 GANNA Filippo ITA Saint-Quentin-en-Yvelines (FRA) 14 OCT 2022

Rank	Race Number	Name	NAT	1000m	2000m 1000-2000	3000m 2000-3000	Time 3000-4000	Average Speed km/h	
1	106	CHARLTON Josh	GBR	1:05.275 (2)	2:03.545 (1) 58.270 (1)	3:01.295 (1) 57.750 (2)	3:59.304 58.009 (3)	60.175	WR QG
2	135	MILAN Jonathan	ITA	1:05.623 (3)	2:04.644 (4) 59.021 (7)	3:02.399 (2) 57.755 (3)	4:00.296 57.897 (2)	59.926	QG
3	104	BIGHAM Daniel	GBR	1:07.854 (13)	2:06.601 (8) 58.747 (6)	3:03.882 (5) 57.281 (1)	4:01.671 57.789 (1)	59.585	QB
4	110	TANFIELD Charlie	GBR	1:05.865 (5)	2:04.494 (3) 58.629 (5)	3:03.249 (3) 58.755 (5)	4:04.040 1:00.791 (7)	59.007	QB
5	4	VANDENBRANDEN Noah	BEL	1:05.640 (4)	2:04.206 (2) 58.566 (3)	3:03.508 (4) 59.302 (6)	4:04.470 1:00.962 (8)	58.903	
6	36	ALVES OLIVEIRA Ivo Manuel	POR	1:06.356 (6)	2:04.954 (5) 58.598 (4)	3:04.264 (6) 59.310 (7)	4:04.532 1:00.268 (5)	58.888	
7	86	BEVORT Carl-Frederik	DEN	1:07.791 (12)	2:06.144 (7) 58.353 (2)	3:04.718 (7) 58.574 (4)	4:04.858 1:00.140 (4)	58.810	
8	186	JOHNSON Anders	USA	1:05.182 (1)	2:05.859 (6) 1:00.677 (10)	3:07.303 (8) 1:01.444 (11)	4:08.623 1:01.320 (9)	57.919	
9	175	THIEBAUD Valere	SUI	1:07.603 (11)	2:08.227 (10) 1:00.624 (9)	3:08.714 (10) 1:00.487 (9)	4:09.277 1:00.563 (6)	57.767	
10	137	MORO Manlio	ITA	1:08.085 (14)	2:08.019 (9) 59.934 (8)	3:07.934 (9) 59.915 (8)	4:09.406 1:01.472 (10)	57.737	
11	39	VOGEL Alex	SUI	1:07.172 (9)	2:08.561 (12) 1:01.389 (15)	3:11.039 (13) 1:02.478 (15)	4:13.018 1:01.979 (11)	56.913	
12	188	RHIM Brendan	USA	1:08.565 (19)	2:09.658 (15) 1:01.093 (12)	3:10.965 (12) 1:01.307 (10)	4:13.169 1:02.204 (13)	56.879	
13	166	MAJEWSKI Kacper	POL	1:08.456 (17)	2:09.463 (14) 1:01.007 (11)	3:11.725 (15) 1:02.262 (12)	4:13.914 1:02.189 (12)	56.712	
14	117	KESSLER Bruno	GER	1:07.505 (10)	2:08.664 (13) 1:01.159 (13)	3:11.144 (14) 1:02.480 (16)	4:14.021 1:02.877 (15)	56.688	

TITLE PARTNER 		MAIN PARTNER 		OFFICIAL PARTNER 		OFFICIAL SUPPLIER 	
HOST PARTNER 							

Men's Individual Pursuit / Poursuite individuelle hommes Qualifying / Qualifications Results / Résultats

Fri 18 Oct 2024 - Race distance: 4km

Rank	Race Number	Name	NAT	1000m	2000m 1000-2000	3000m 2000-3000	Time 3000-4000	Average Speed km/h
15	116	JOCHUM Ben Felix	GER	1:08.250 (16)	2:09.974 (16) 1:01.724 (16)	3:12.443 (16) 1:02.469 (14)	4:14.982 1:02.539 (14)	56.475
16	6	ERNST Chris	CAN	1:07.107 (8)	2:08.334 (11) 1:01.227 (14)	3:10.756 (11) 1:02.422 (13)	4:15.701 1:04.945 (16)	56.316
17	70	RICHARDSON Sean	CAN	1:08.456 (17)	2:11.093 (18) 1:02.637 (17)	3:13.824 (17) 1:02.731 (17)	4:19.193 1:05.369 (18)	55.557
18	143	MATSUDA Shoi	JPN	1:08.100 (15)	2:11.447 (19) 1:03.347 (18)	3:14.694 (18) 1:03.247 (18)	4:19.908 1:05.214 (17)	55.404
19	180	ALMUTAIWEI Mohammad	UAE	1:09.034 (20)	2:12.558 (20) 1:03.524 (19)	3:17.310 (20) 1:04.752 (19)	4:23.390 1:06.080 (19)	54.672
20	149	KARABUTOV Ilya	KAZ	1:07.002 (7)	2:10.722 (17) 1:03.720 (20)	3:16.481 (19) 1:05.759 (20)	4:25.927 1:09.446 (20)	54.150
	65	BERNARD Thibaut	BEL				DSQ	

Progression rule:

Fastest 2 riders race for Gold, and 3rd and 4th riders race for Bronze.

No. 65 BERNARD Thibaut (BEL)

Has been disqualified Art 3.2.056.

A été disqualifié(e) Art 3.2.056.

LEGEND

DSQ Disqualified **QB** Qualified for Bronze **QG** Qualified for Gold **WR** World Record

TITLE PARTNER		MAIN PARTNER		OFFICIAL PARTNER		OFFICIAL SUPPLIER	



16-20 October 2024

Men's Individual Pursuit / Poursuite individuelle hommes Qualifying / Qualifications Race Analysis / Analyse de la course

Heat 1

188 RHIM Brendan - USA					
Distance	Time	Rank	Lap Time	Lap	
125m	13.943	16			125m
250m	22.369	16	22.369	1	250m
375m	30.303	17			375m
500m	38.021	18	15.652	2	500m
625m	45.674	18			625m
750m	53.295	18	15.274	3	750m
875m	1:00.911	18			875m
1000m	1:08.565	19	15.270	4	1000m
1125m	1:16.177	18			1125m
1250m	1:23.836	18	15.271	5	1250m
1375m	1:31.453	17			1375m
1500m	1:39.048	17	15.212	6	1500m
1625m	1:46.694	16			1625m
1750m	1:54.369	15	15.321	7	1750m
1875m	2:02.001	15			1875m
2000m	2:09.658	15	15.289	8	2000m
2125m	2:17.307	15			2125m
2250m	2:24.956	15	15.298	9	2250m
2375m	2:32.612	14			2375m
2500m	2:40.276	14	15.320	10	2500m
2625m	2:47.954	14			2625m
2750m	2:55.642	14	15.366	11	2750m
2875m	3:03.301	13			2875m
3000m	3:10.965	12	15.323	12	3000m
3125m	3:18.610	11			3125m
3250m	3:26.250	11	15.285	13	3250m
3375m	3:33.929	11			3375m
3500m	3:41.667	11	15.417	14	3500m
3625m	3:49.436	11			3625m
3750m	3:57.279	11	15.612	15	3750m
3875m	4:05.130	11			3875m
4000m	4:13.169	12	15.890	16	4000m

TITLE PARTNER		MAIN PARTNER		OFFICIAL PARTNER		OFFICIAL SUPPLIER	
HOST PARTNER							



16-20 October 2024

Men's Individual Pursuit / Poursuite individuelle hommes Qualifying / Qualifications Race Analysis / Analyse de la course

Heat 2

70 RICHARDSON Sean - CAN					106 CHARLTON Josh - GBR				
Distance	Time	Rank	Lap Time	Lap	Distance	Time	Rank	Lap Time	
125m	13.237	4			125m	13.325	7		
250m	21.663	8	21.663	1	250m	21.376	4	21.376	
375m	29.539	10			375m	28.876	4		
500m	37.298	11	15.635	2	500m	36.192	4	14.816	
625m	45.036	11			625m	43.468	3		
750m	52.808	14	15.510	3	750m	50.730	2	14.538	
875m	1:00.634	17			875m	58.018	2		
1000m	1:08.456	17	15.648	4	1000m	1:05.275	2	14.545	
1125m	1:16.257	19			1125m	1:12.555	1		
1250m	1:24.043	19	15.587	5	1250m	1:19.815	1	14.540	
1375m	1:31.853	19			1375m	1:27.108	1		
1500m	1:39.749	19	15.706	6	1500m	1:34.425	1	14.610	
1625m	1:47.639	19			1625m	1:41.748	1		
1750m	1:55.465	18	15.716	7	1750m	1:49.003	1	14.578	
1875m	2:03.290	18			1875m	1:56.315	1		
2000m	2:11.093	18	15.628	8	2000m	2:03.545	1	14.542	
2125m	2:18.849	18			2125m	2:10.794	1		
2250m	2:26.614	17	15.521	9	2250m	2:17.947	1	14.402	
2375m	2:34.387	17			2375m	2:25.157	1		
2500m	2:42.197	17	15.583	10	2500m	2:32.367	1	14.420	
2625m	2:50.056	17			2625m	2:39.575	1		
2750m	2:57.907	17	15.710	11	2750m	2:46.798	1	14.431	
2875m	3:05.846	17			2875m	2:54.042	1		
3000m	3:13.824	17	15.917	12	3000m	3:01.295	1	14.497	
3125m	3:21.832	17			3125m	3:08.526	1		
3250m	3:29.915	17	16.091	13	3250m	3:15.777	1	14.482	
3375m	3:38.048	17			3375m	3:23.031	1		
3500m	3:46.210	17	16.295	14	3500m	3:30.285	1	14.508	
3625m	3:54.428	17			3625m	3:37.493	1		
3750m	4:02.712	17	16.502	15	3750m	3:44.711	1	14.426	
3875m	4:10.946	17			3875m	3:51.992	1		
4000m	4:19.193	17	16.481	16	4000m	3:59.304	1	14.593	

TITLE PARTNER 		MAIN PARTNER 		OFFICIAL PARTNER 		OFFICIAL SUPPLIER 	
HOST PARTNER 							



16-20 October 2024

Men's Individual Pursuit / Poursuite individuelle hommes Qualifying / Qualifications Race Analysis / Analyse de la course

Heat 3

39 VOGEL Alex - SUI					117 KESSLER Bruno - GER				
Distance	Time	Rank	Lap Time	Lap	Distance	Time	Rank	Lap Time	
125m	13.506	10			125m	13.960	17		
250m	21.665	9	21.665	1	250m	22.535	19	22.535	
375m	29.332	9			375m	30.310	18		
500m	36.837	7	15.172	2	500m	37.782	17	15.247	
625m	44.349	7			625m	45.195	13		
750m	51.903	8	15.066	3	750m	52.576	11	14.794	
875m	59.519	8			875m	1:00.004	10		
1000m	1:07.172	9	15.269	4	1000m	1:07.505	10	14.929	
1125m	1:14.827	8			1125m	1:15.054	10		
1250m	1:22.495	9	15.323	5	1250m	1:22.647	10	15.142	
1375m	1:30.158	10			1375m	1:30.244	12		
1500m	1:37.823	10	15.328	6	1500m	1:37.868	12	15.221	
1625m	1:45.465	11			1625m	1:45.506	12		
1750m	1:53.137	12	15.314	7	1750m	1:53.219	13	15.351	
1875m	2:00.847	12			1875m	2:00.910	13		
2000m	2:08.561	12	15.424	8	2000m	2:08.664	13	15.445	
2125m	2:16.324	12			2125m	2:16.422	13		
2250m	2:24.081	12	15.520	9	2250m	2:24.188	13	15.524	
2375m	2:31.872	12			2375m	2:31.941	13		
2500m	2:39.694	12	15.613	10	2500m	2:39.761	13	15.573	
2625m	2:47.535	12			2625m	2:47.606	13		
2750m	2:55.371	12	15.677	11	2750m	2:55.484	13	15.723	
2875m	3:03.198	12			2875m	3:03.308	14		
3000m	3:11.039	13	15.668	12	3000m	3:11.144	14	15.660	
3125m	3:18.849	13			3125m	3:18.995	14		
3250m	3:26.602	13	15.563	13	3250m	3:26.885	14	15.741	
3375m	3:34.310	13			3375m	3:34.803	14		
3500m	3:42.036	12	15.434	14	3500m	3:42.655	14	15.770	
3625m	3:49.739	12			3625m	3:50.515	15		
3750m	3:57.478	12	15.442	15	3750m	3:58.339	14	15.684	
3875m	4:05.249	12			3875m	4:06.188	14		
4000m	4:13.018	11	15.540	16	4000m	4:14.021	14	15.682	

TITLE PARTNER 		MAIN PARTNER 		OFFICIAL PARTNER 		OFFICIAL SUPPLIER 			
HOST PARTNER 									



16-20 October 2024

Men's Individual Pursuit / Poursuite individuelle hommes Qualifying / Qualifications Race Analysis / Analyse de la course

Heat 4

149 KARABUTOV Ilya - KAZ					116 JOCHUM Ben Felix - GER				
Distance	Time	Rank	Lap Time	Lap	Distance	Time	Rank	Lap Time	
125m	13.072	2			125m	14.073	18		
250m	20.889	2	20.889	1	250m	22.278	15	22.278	
375m	28.483	2			375m	30.031	15		
500m	36.028	3	15.139	2	500m	37.670	13	15.392	
625m	43.619	4			625m	45.310	15		
750m	51.317	5	15.289	3	750m	52.928	15	15.258	
875m	59.133	7			875m	1:00.568	16		
1000m	1:07.002	7	15.685	4	1000m	1:08.250	16	15.322	
1125m	1:14.863	9			1125m	1:15.953	16		
1250m	1:22.678	12	15.676	5	1250m	1:23.645	16	15.395	
1375m	1:30.555	13			1375m	1:31.333	16		
1500m	1:38.462	14	15.784	6	1500m	1:39.034	16	15.389	
1625m	1:46.487	15			1625m	1:46.745	17		
1750m	1:54.621	17	16.159	7	1750m	1:54.444	16	15.410	
1875m	2:02.686	17			1875m	2:02.202	16		
2000m	2:10.722	17	16.101	8	2000m	2:09.974	16	15.530	
2125m	2:18.733	17			2125m	2:17.719	16		
2250m	2:26.792	18	16.070	9	2250m	2:25.507	16	15.533	
2375m	2:34.923	18			2375m	2:33.307	16		
2500m	2:43.118	19	16.326	10	2500m	2:41.144	16	15.637	
2625m	2:51.336	19			2625m	2:48.963	16		
2750m	2:59.666	19	16.548	11	2750m	2:56.758	16	15.614	
2875m	3:08.035	19			2875m	3:04.619	16		
3000m	3:16.481	19	16.815	12	3000m	3:12.443	16	15.685	
3125m	3:24.970	19			3125m	3:20.211	16		
3250m	3:33.494	19	17.013	13	3250m	3:27.934	16	15.491	
3375m	3:42.135	19			3375m	3:35.699	16		
3500m	3:50.842	20	17.348	14	3500m	3:43.478	16	15.544	
3625m	3:59.721	20			3625m	3:51.278	16		
3750m	4:08.498	20	17.656	15	3750m	3:59.245	16	15.767	
3875m	4:17.179	20			3875m	4:07.101	15		
4000m	4:25.927	20	17.429	16	4000m	4:14.982	15	15.737	

TITLE PARTNER		MAIN PARTNER		OFFICIAL PARTNER		OFFICIAL SUPPLIER	



16-20 October 2024

Men's Individual Pursuit / Poursuite individuelle hommes Qualifying / Qualifications Race Analysis / Analyse de la course

Heat 5

86 BEVORT Carl-Frederik - DEN					166 MAJEWSKI Kacper - POL				
Distance	Time	Rank	Lap Time	Lap	Distance	Time	Rank	Lap Time	
125m	13.888	15			125m	14.248	20		
250m	22.503	17	22.503	1	250m	22.802	20	22.802	
375m	30.512	19			375m	30.688	20		
500m	38.217	19	15.714	2	500m	38.349	20	15.547	
625m	45.736	19			625m	45.898	20		
750m	53.128	17	14.911	3	750m	53.406	20	15.057	
875m	1:00.485	14			875m	1:00.930	19		
1000m	1:07.791	12	14.663	4	1000m	1:08.456	17	15.050	
1125m	1:15.088	11			1125m	1:16.018	17		
1250m	1:22.374	8	14.583	5	1250m	1:23.596	15	15.140	
1375m	1:29.679	7			1375m	1:31.203	15		
1500m	1:36.950	7	14.576	6	1500m	1:38.813	15	15.217	
1625m	1:44.238	7			1625m	1:46.442	14		
1750m	1:51.542	7	14.592	7	1750m	1:54.090	14	15.277	
1875m	1:58.841	7			1875m	2:01.762	14		
2000m	2:06.144	7	14.602	8	2000m	2:09.463	14	15.373	
2125m	2:13.456	6			2125m	2:17.156	14		
2250m	2:20.756	6	14.612	9	2250m	2:24.887	14	15.424	
2375m	2:28.093	6			2375m	2:32.642	15		
2500m	2:35.409	6	14.653	10	2500m	2:40.443	15	15.556	
2625m	2:42.745	7			2625m	2:48.243	15		
2750m	2:50.052	7	14.643	11	2750m	2:56.071	15	15.628	
2875m	2:57.369	7			2875m	3:03.909	15		
3000m	3:04.718	7	14.666	12	3000m	3:11.725	15	15.654	
3125m	3:12.022	7			3125m	3:19.581	15		
3250m	3:19.550	7	14.832	13	3250m	3:27.404	15	15.679	
3375m	3:27.016	7			3375m	3:35.093	15		
3500m	3:34.519	7	14.969	14	3500m	3:42.795	15	15.391	
3625m	3:42.052	7			3625m	3:50.503	14		
3750m	3:49.623	7	15.104	15	3750m	3:58.249	13	15.454	
3875m	3:57.224	7			3875m	4:06.040	13		
4000m	4:04.858	7	15.235	16	4000m	4:13.914	13	15.665	

TITLE PARTNER 		MAIN PARTNER 		OFFICIAL PARTNER 		OFFICIAL SUPPLIER 	
HOST PARTNER 							



16-20 October 2024

Men's Individual Pursuit / Poursuite individuelle hommes Qualifying / Qualifications Race Analysis / Analyse de la course

Heat 6

110 TANFIELD Charlie - GBR					65 BERNARD Thibaut - BEL				
Distance	Time	Rank	Lap Time	Lap	Distance	Time	Rank	Lap Time	
125m	13.517	11			125m	DSQ			
250m	21.697	10	21.697	1	250m				
375m	29.328	8			375m				
500m	36.749	6	15.052	2	500m				
625m	44.062	6			625m				
750m	51.349	6	14.600	3	750m				
875m	58.597	5			875m				
1000m	1:05.865	5	14.516	4	1000m				
1125m	1:13.168	5			1125m				
1250m	1:20.469	5	14.604	5	1250m				
1375m	1:27.806	4			1375m				
1500m	1:35.119	3	14.650	6	1500m				
1625m	1:42.427	3			1625m				
1750m	1:49.789	3	14.670	7	1750m				
1875m	1:57.119	3			1875m				
2000m	2:04.494	3	14.705	8	2000m				
2125m	2:11.781	3			2125m				
2250m	2:19.062	3	14.568	9	2250m				
2375m	2:26.369	4			2375m				
2500m	2:33.698	4	14.636	10	2500m				
2625m	2:41.038	3			2625m				
2750m	2:48.440	3	14.742	11	2750m				
2875m	2:55.822	3			2875m				
3000m	3:03.249	3	14.809	12	3000m				
3125m	3:10.723	3			3125m				
3250m	3:18.251	4	15.002	13	3250m				
3375m	3:25.793	4			3375m				
3500m	3:33.379	4	15.128	14	3500m				
3625m	3:41.014	4			3625m				
3750m	3:48.665	4	15.286	15	3750m				
3875m	3:56.312	4			3875m				
4000m	4:04.040	4	15.375	16	4000m				

TITLE PARTNER		MAIN PARTNER		OFFICIAL PARTNER		OFFICIAL SUPPLIER	



16-20 October 2024

Men's Individual Pursuit / Poursuite individuelle hommes Qualifying / Qualifications Race Analysis / Analyse de la course

Heat 7

137 MORO Manlio - ITA					175 THIEBAUD Valere - SUI				
Distance	Time	Rank	Lap Time	Lap	Distance	Time	Rank	Lap Time	
125m	13.709	13			125m	14.151	19		
250m	22.094	13	22.094	1	250m	22.523	18	22.523	
375m	29.982	13			375m	30.247	16		
500m	37.711	14	15.617	2	500m	37.714	15	15.191	
625m	45.381	16			625m	45.110	12		
750m	53.001	16	15.290	3	750m	52.522	10	14.808	
875m	1:00.556	15			875m	1:00.024	11		
1000m	1:08.085	14	15.084	4	1000m	1:07.603	11	15.081	
1125m	1:15.576	14			1125m	1:15.146	12		
1250m	1:23.056	14	14.971	5	1250m	1:22.673	11	15.070	
1375m	1:30.556	14			1375m	1:30.227	11		
1500m	1:38.048	13	14.992	6	1500m	1:37.828	11	15.155	
1625m	1:45.565	13			1625m	1:45.407	10		
1750m	1:53.070	11	15.022	7	1750m	1:53.009	9	15.181	
1875m	2:00.518	9			1875m	2:00.618	10		
2000m	2:08.019	9	14.949	8	2000m	2:08.227	10	15.218	
2125m	2:15.517	9			2125m	2:15.811	10		
2250m	2:23.054	9	15.035	9	2250m	2:23.405	10	15.178	
2375m	2:30.579	9			2375m	2:30.999	10		
2500m	2:38.116	9	15.062	10	2500m	2:38.577	10	15.172	
2625m	2:45.625	9			2625m	2:46.156	10		
2750m	2:53.074	9	14.958	11	2750m	2:53.699	10	15.122	
2875m	3:00.505	9			2875m	3:01.204	10		
3000m	3:07.934	9	14.860	12	3000m	3:08.714	10	15.015	
3125m	3:15.429	9			3125m	3:16.221	10		
3250m	3:23.000	9	15.066	13	3250m	3:23.753	10	15.039	
3375m	3:30.652	9			3375m	3:31.304	10		
3500m	3:38.332	9	15.332	14	3500m	3:38.873	10	15.120	
3625m	3:46.017	9			3625m	3:46.418	10		
3750m	3:53.760	9	15.428	15	3750m	3:54.019	10	15.146	
3875m	4:01.556	9			3875m	4:01.620	10		
4000m	4:09.406	10	15.646	16	4000m	4:09.277	9	15.258	

TITLE PARTNER		MAIN PARTNER		OFFICIAL PARTNER		OFFICIAL SUPPLIER	
HOST PARTNER							



16-20 October 2024

Men's Individual Pursuit / Poursuite individuelle hommes Qualifying / Qualifications Race Analysis / Analyse de la course

Heat 8

36 ALVES OLIVEIRA Ivo Manuel - POR					186 JOHNSON Anders - USA				
Distance	Time	Rank	Lap Time	Lap	Distance	Time	Rank	Lap Time	
125m	13.552	12			125m	13.026	1		
250m	21.819	11	21.819	1	250m	20.766	1	20.766	
375m	29.560	11			375m	28.090	1		
500m	37.063	9	15.244	2	500m	35.385	1	14.619	
625m	44.437	8			625m	42.749	1		
750m	51.733	7	14.670	3	750m	50.168	1	14.783	
875m	59.053	6			875m	57.677	1		
1000m	1:06.356	6	14.623	4	1000m	1:05.182	1	15.014	
1125m	1:13.668	6			1125m	1:12.690	2		
1250m	1:20.974	6	14.618	5	1250m	1:20.185	2	15.003	
1375m	1:28.285	6			1375m	1:27.726	3		
1500m	1:35.567	6	14.593	6	1500m	1:35.303	5	15.118	
1625m	1:42.871	5			1625m	1:42.923	6		
1750m	1:50.224	5	14.657	7	1750m	1:50.533	6	15.230	
1875m	1:57.570	5			1875m	1:58.185	6		
2000m	2:04.954	5	14.730	8	2000m	2:05.859	6	15.326	
2125m	2:12.325	5			2125m	2:13.533	7		
2250m	2:19.730	5	14.776	9	2250m	2:21.202	8	15.343	
2375m	2:27.138	5			2375m	2:28.888	8		
2500m	2:34.585	5	14.855	10	2500m	2:36.569	8	15.367	
2625m	2:42.032	5			2625m	2:44.263	8		
2750m	2:49.455	5	14.870	11	2750m	2:51.944	8	15.375	
2875m	2:56.876	6			2875m	2:59.622	8		
3000m	3:04.264	6	14.809	12	3000m	3:07.303	8	15.359	
3125m	3:11.660	6			3125m	3:15.048	8		
3250m	3:19.090	6	14.826	13	3250m	3:22.729	8	15.426	
3375m	3:26.537	6			3375m	3:30.383	8		
3500m	3:34.066	6	14.976	14	3500m	3:38.006	8	15.277	
3625m	3:41.638	6			3625m	3:45.633	8		
3750m	3:49.224	6	15.158	15	3750m	3:53.267	8	15.261	
3875m	3:56.853	6			3875m	4:00.924	8		
4000m	4:04.532	6	15.308	16	4000m	4:08.623	8	15.356	

TITLE PARTNER 		MAIN PARTNER 		OFFICIAL PARTNER 		OFFICIAL SUPPLIER 			
HOST PARTNER 									



16-20 October 2024

Men's Individual Pursuit / Poursuite individuelle hommes Qualifying / Qualifications Race Analysis / Analyse de la course

Heat 9

135 MILAN Jonathan - ITA					143 MATSUDA Shoi - JPN				
Distance	Time	Rank	Lap Time	Lap	Distance	Time	Rank	Lap Time	
125m	13.260	6			125m	13.082	3		
250m	21.059	3	21.059	1	250m	21.389	5	21.389	
375m	28.528	3			375m	29.312	7		
500m	35.938	2	14.879	2	500m	37.134	10	15.745	
625m	43.367	2			625m	44.898	10		
750m	50.818	3	14.880	3	750m	52.602	12	15.468	
875m	58.234	3			875m	1:00.307	12		
1000m	1:05.623	3	14.805	4	1000m	1:08.100	15	15.498	
1125m	1:13.030	4			1125m	1:15.918	15		
1250m	1:20.433	4	14.810	5	1250m	1:23.735	17	15.635	
1375m	1:27.825	5			1375m	1:31.587	18		
1500m	1:35.222	4	14.789	6	1500m	1:39.543	18	15.808	
1625m	1:42.627	4			1625m	1:47.522	18		
1750m	1:50.055	4	14.833	7	1750m	1:55.502	19	15.959	
1875m	1:57.357	4			1875m	2:03.463	19		
2000m	2:04.644	4	14.589	8	2000m	2:11.447	19	15.945	
2125m	2:11.896	4			2125m	2:19.443	19		
2250m	2:19.178	4	14.534	9	2250m	2:27.335	19	15.888	
2375m	2:26.347	3			2375m	2:35.190	19		
2500m	2:33.505	2	14.327	10	2500m	2:43.039	18	15.704	
2625m	2:40.710	2			2625m	2:50.905	18		
2750m	2:47.940	2	14.435	11	2750m	2:58.750	18	15.711	
2875m	2:55.139	2			2875m	3:06.674	18		
3000m	3:02.399	2	14.459	12	3000m	3:14.694	18	15.944	
3125m	3:09.630	2			3125m	3:22.695	18		
3250m	3:16.875	2	14.476	13	3250m	3:30.838	18	16.144	
3375m	3:24.082	2			3375m	3:39.081	18		
3500m	3:31.296	2	14.421	14	3500m	3:47.319	18	16.481	
3625m	3:38.496	2			3625m	3:55.577	18		
3750m	3:45.754	2	14.458	15	3750m	4:03.711	18	16.392	
3875m	3:53.005	2			3875m	4:11.774	18		
4000m	4:00.296	2	14.542	16	4000m	4:19.908	18	16.197	

TITLE PARTNER		MAIN PARTNER		OFFICIAL PARTNER		OFFICIAL SUPPLIER	

16-20 October 2024

Men's Individual Pursuit / Poursuite individuelle hommes Qualifying / Qualifications Race Analysis / Analyse de la course

Heat 10

180 ALMUTAIWEI Mohammad - UAE					4 VANDENBRANDEN Noah - BEL				
Distance	Time	Rank	Lap Time	Lap	Distance	Time	Rank	Lap Time	
125m	13.469	8			125m	13.481	9		
250m	21.862	12	21.862	1	250m	21.503	7	21.503	
375m	29.874	12			375m	29.123	5		
500m	37.720	16	15.858	2	500m	36.524	5	15.021	
625m	45.521	17			625m	43.847	5		
750m	53.382	19	15.662	3	750m	51.101	4	14.577	
875m	1:01.192	20			875m	58.376	4		
1000m	1:09.034	20	15.652	4	1000m	1:05.640	4	14.539	
1125m	1:16.823	20			1125m	1:12.949	3		
1250m	1:24.721	20	15.687	5	1250m	1:20.224	3	14.584	
1375m	1:32.693	20			1375m	1:27.540	2		
1500m	1:40.734	20	16.013	6	1500m	1:34.857	2	14.633	
1625m	1:48.752	20			1625m	1:42.202	2		
1750m	1:56.774	20	16.040	7	1750m	1:49.534	2	14.677	
1875m	2:04.705	20			1875m	1:56.857	2		
2000m	2:12.558	20	15.784	8	2000m	2:04.206	2	14.672	
2125m	2:20.476	20			2125m	2:11.538	2		
2250m	2:28.498	20	15.940	9	2250m	2:18.854	2	14.648	
2375m	2:36.530	20			2375m	2:26.254	2		
2500m	2:44.557	20	16.059	10	2500m	2:33.693	3	14.839	
2625m	2:52.638	20			2625m	2:41.155	4		
2750m	3:00.805	20	16.248	11	2750m	2:48.571	4	14.878	
2875m	3:09.038	20			2875m	2:56.040	4		
3000m	3:17.310	20	16.505	12	3000m	3:03.508	4	14.937	
3125m	3:25.578	20			3125m	3:11.030	5		
3250m	3:33.857	20	16.547	13	3250m	3:18.532	5	15.024	
3375m	3:42.181	20			3375m	3:26.123	5		
3500m	3:50.515	19	16.658	14	3500m	3:33.743	5	15.211	
3625m	3:58.864	19			3625m	3:41.380	5		
3750m	4:07.074	19	16.559	15	3750m	3:49.025	5	15.282	
3875m	4:15.290	19			3875m	3:56.729	5		
4000m	4:23.390	19	16.316	16	4000m	4:04.470	5	15.445	

TITLE PARTNER		MAIN PARTNER		OFFICIAL PARTNER		OFFICIAL SUPPLIER	
HOST PARTNER							

16-20 October 2024

Men's Individual Pursuit / Poursuite individuelle hommes Qualifying / Qualifications Race Analysis / Analyse de la course

Heat 11

104 BIGHAM Daniel - GBR					6 ERNST Chris - CAN				
Distance	Time	Rank	Lap Time	Lap	Distance	Time	Rank	Lap Time	
125m	13.818	14			125m	13.251	5		
250m	22.227	14	22.227	1	250m	21.481	6	21.481	
375m	29.985	14			375m	29.308	6		
500m	37.602	12	15.375	2	500m	36.983	8	15.502	
625m	45.203	14			625m	44.549	9		
750m	52.774	13	15.172	3	750m	52.110	9	15.127	
875m	1:00.336	13			875m	59.628	9		
1000m	1:07.854	13	15.080	4	1000m	1:07.107	8	14.997	
1125m	1:15.302	13			1125m	1:14.637	7		
1250m	1:22.714	13	14.860	5	1250m	1:22.262	7	15.155	
1375m	1:30.098	9			1375m	1:30.009	8		
1500m	1:37.460	8	14.746	6	1500m	1:37.727	9	15.465	
1625m	1:44.801	8			1625m	1:45.391	9		
1750m	1:52.083	8	14.623	7	1750m	1:53.022	10	15.295	
1875m	1:59.345	8			1875m	2:00.654	11		
2000m	2:06.601	8	14.518	8	2000m	2:08.334	11	15.312	
2125m	2:13.830	8			2125m	2:16.064	11		
2250m	2:21.041	7	14.440	9	2250m	2:23.807	11	15.473	
2375m	2:28.269	7			2375m	2:31.591	11		
2500m	2:35.453	7	14.412	10	2500m	2:39.422	11	15.615	
2625m	2:42.604	6			2625m	2:47.220	11		
2750m	2:49.692	6	14.239	11	2750m	2:55.068	11	15.646	
2875m	2:56.772	5			2875m	3:02.911	11		
3000m	3:03.882	5	14.190	12	3000m	3:10.756	11	15.688	
3125m	3:10.933	4			3125m	3:18.633	12		
3250m	3:18.116	3	14.234	13	3250m	3:26.420	12	15.664	
3375m	3:25.221	3			3375m	3:34.243	12		
3500m	3:32.406	3	14.290	14	3500m	3:42.135	13	15.715	
3625m	3:39.639	3			3625m	3:50.252	13		
3750m	3:46.948	3	14.542	15	3750m	3:58.592	15	16.457	
3875m	3:54.294	3			3875m	4:07.136	16		
4000m	4:01.671	3	14.723	16	4000m	4:15.701	16	17.109	

LEGEND

DSQ Disqualified

TITLE PARTNER		MAIN PARTNER		OFFICIAL PARTNER		OFFICIAL SUPPLIER	

16-20 October 2024

Communiqué no. 53

Men's Individual Pursuit / Poursuite individuelle hommes Qualifying / Qualifications Start List / Liste de départ

Fri 18 Oct 2024 - Race distance: 4km

World Record 3:59.636 GANNA Filippo ITA Saint-Quentin-en-Yvelines (FRA) 14 OCT 2022

Heat	Race Number	Name	NAT	Time
1	188	RHIM Brendan	USA	_____
2	70	RICHARDSON Sean	CAN	_____
	106	CHARLTON Josh	GBR	_____
3	39	VOGEL Alex	SUI	_____
	117	KESSLER Bruno	GER	_____
4	149	KARABUTOV Ilya	KAZ	_____
	116	JOCHUM Ben Felix	GER	_____
5	86	BEVORT Carl-Frederik	DEN	_____
	166	MAJEWSKI Kacper	POL	_____
6	110	TANFIELD Charlie	GBR	_____
	65	BERNARD Thibaut	BEL	_____
7	137	MORO Manlio	ITA	_____
	175	THIEBAUD Valere	SUI	_____
8	36	ALVES OLIVEIRA Ivo Manuel	POR	_____
	186	JOHNSON Anders	USA	_____
9	135	MILAN Jonathan	ITA	_____
	143	MATSUDA Shoi	JPN	_____
10	180	ALMUTAIWEI Mohammad	UAE	_____
	4	VANDENBRANDEN Noah	BEL	_____
11	104	BIGHAM Daniel	GBR	_____
	6	ERNST Chris	CAN	_____

Progression rule:

Fastest 2 riders race for Gold, and 3rd and 4th riders race for Bronze.

TITLE PARTNER 		MAIN PARTNER 		OFFICIAL PARTNER 		OFFICIAL SUPPLIER 	
HOST PARTNER 							

Men's Points Race / Course aux points hommes

Results / Résultats

Fri 18 Oct 2024 - Race distance: 160 laps (40km) with 16 sprints

Elapsed time: 44:00

Average Speed: 54.545km/h

Rank	Race No.	Name	NAT	Sprint Number																Finish Order	Lap Points			Total Points	
				1	2	3	4	5	6	7	8	9	10	11	12	13	14	15	16		+	-	Balance		
1	13	MORA VEDRI Sebastian	ESP			1		3			2	5			3	5	2	1	2	6	2	40		40	70
2	87	LARSEN Niklas	DEN					5						1		3				8	60		60	69	
3	33	HEIJNEN Philip	NED	5	2		5		2	3		3				5				11	40		40	65	
4	187	MOORE Peter	USA				5											3		7	40		40	48	
5	66	van den BOSSCHE Fabio	BEL				2		1	2								1		16	40		40	46	
6	17	STEWART Mark	GBR			2					5		5	1	2				2	4	20		20	37	
7	59	NARCISO Diogo	POR				3	2			3		2	2					4	3	20		20	36	
8	18	KLUGE Roger	GER															5	10	1	20		20	35	
9	28	KOJIMA Naoki	JPN						5	5								5		5	20		20	35	
10	45	WAFLE Tim	AUT						3				3	5	3				6	20		20	34		
11	15	PETIT Clement	FRA	2	3			1				2	1			3	2		9	20		20	34		
12	183	HRYNIV Vitaliy	UKR			5													22	20		20	25		
13	47	GUILLEMETTE Mathias	CAN				1			1									12	20		20	22		
14	49	KŘENEK Adam	CZE			3					1								20				4		
15	177	CHREN Martin	SVK												1				15				1		
16	30	ZHUMAKAN Alisher	KAZ								1								21				1		
17	174	RUEGG Lukas	SUI																10				0		
18	120	MOW Ching Yin	HKG																14				0		
19	54	SCARTEZZINI Michele	ITA																18				0		
20	76	GOMEZ PENALOZA Bryan Steven	COL	3	1														13		20	-20	-16		
21	22	DRIJVER Bertold	HUN	1															23		20	-20	-19		
22	129	YOGEV Alon	ISR																19		20	-20	-20		
23	35	WALINIAK Konrad	POL																17		40	-40	-40		

LEGEND			
-	Points lost	+	Points gained
No.	Number		

TITLE PARTNER 		MAIN PARTNER 		OFFICIAL PARTNER 		OFFICIAL SUPPLIER 	
HOST PARTNER 							

Men's Points Race / Course aux points hommes

Start List / Liste de départ

Fri 18 Oct 2024 - Race distance: 160 laps (40km) with 16 sprints

Race Number	Name	NAT
-------------	------	-----

At the fence

28	KOJIMA Naoki	JPN
49	KŘENEK Adam	CZE
66	van den BOSSCHE Fabio	BEL
54	SCARTEZZINI Michele	ITA
120	MOW Ching Yin	HKG
30	ZHUMAKAN Alisher	KAZ
187	MOORE Peter	USA
87	LARSEN Niklas	DEN
76	GOMEZ PENALOZA Bryan Steven	COL
59	NARCISO Diogo	POR
17	STEWART Mark	GBR
15	PETIT Clement	FRA

At the blue band

22	DRIJVER Bertold	HUN
13	MORA VEDRI Sebastian	ESP
47	GUILLEMETTE Mathias	CAN
129	YOGEV Alon	ISR
18	KLUGE Roger	GER
177	CHREN Martin	SVK
183	HRYNIV Vitaliy	UKR
35	WALINIAK Konrad	POL
45	WAFLEK Tim	AUT
33	HEIJNEN Philip	NED
174	RUEGG Lukas	SUI

TITLE PARTNER 	MAIN PARTNER 	OFFICIAL PARTNER 	OFFICIAL SUPPLIER
HOST PARTNER 			

Men's Elimination Race / Course par élimination hommes

Results / Résultats

Sun 20 Oct 2024

Elapsed time: **15:39**

Average Speed: **58.466km/h**

Rank	Race Number	Name	NAT
GOLD	10	HANSEN Tobias Aagaard	DEN
SILVER	26	VIVIANI Elia	ITA
BRONZE	5	BIBIC Dylan	CAN
4	59	NARCISO Diogo	POR
5	50	ANGUELA YAGUEZ Mario	ESP
6	51	HOBBS Noah	GBR
7	49	KŘENEK Adam	CZE
8	48	PARRA ARIAS Jordan Arley	COL
9	45	WAFLEER Tim	AUT
10	58	WOZNIAK Adam	POL
11	60	de LISI Nicolo	SUI
12	40	CAMPBELL Akil	TTO
13	43	AGNOLETTO Blake	AUS
14	29	DINMUKHAMETOV Ramis	KAZ
15	28	KOJIMA Naoki	JPN
16	55	MALDONADO RAYAS Edibaldo	MEX
17	46	HESTERS Jules	BEL
18	41	KOONTZ Grant	USA
19	52	BOOS Benjamin	GER
20	53	KUSUMA Terry Yudha	INA
21	24	SEKHON Harshveer	IND
22	61	ROVDER Pavol	SVK
	56	van SCHIP Jan Willem	NED

DSQ

No. 43 AGNOLETTO Blake (AUS)

Has been relegated for causing the crash of their opponent.
A été déclassé(e) pour avoir provoqué la chute de son adversaire.

No. 46 HESTERS Jules (BEL)

Has been relegated for dangerous riding during the race.
A été déclassé(e) pour manoeuvre dangereuse au cours de l'épreuve.

No. 56 van SCHIP Jan Willem (NED)

Has been relegated for dangerous riding during the race.
A été déclassé(e) pour manoeuvre dangereuse au cours de l'épreuve.

No. 56 van SCHIP Jan Willem (NED)

Has been disqualified for assault, intimidation, insults, threats, improper conduct directed at any other person.
A été disqualifié(e) pour agression, intimidation, insultes, menaces, mauvaise conduite, destiné à toute autre personne.

<p>TITLE PARTNER</p> <p>TISSOT SWISS WATCHES SINCE 1853</p>	<p>MAIN PARTNER</p>	<p>OFFICIAL PARTNER</p> <p>BigMat HOME OF BUILDERS</p>	<p>OFFICIAL SUPPLIER</p>
<p>HOST PARTNER</p>		<p>DCU DANMARKS CYKLE UNION</p>	



16-20 October 2024

Communiqué no. 74

Men's Elimination Race / Course par élimination hommes

Results / Résultats

Sun 20 Oct 2024

Elapsed time: **15:39**

Average Speed: **58.466km/h**

Rank	Race Number	Name	NAT
------	-------------	------	-----

LEGEND

DSQ Disqualified

www.tissotwatches.com

www.uci.org

Timing and Results provided by **T+TISSOT**

Report Created SUN 20 OCT 2024 16:10

Page 2/2

TITLE PARTNER 		MAIN PARTNER 		OFFICIAL PARTNER 		OFFICIAL SUPPLIER 	
HOST PARTNER 							

Men's Elimination Race / Course par élimination hommes

Start List / Liste de départ

Sun 20 Oct 2024

Race Number	Name	NAT
-------------	------	-----

At the fence

46	HESTERS Jules	BEL
10	HANSEN Tobias Aagaard	DEN
41	KOONTZ Grant	USA
48	PARRA ARIAS Jordan Arley	COL
45	WAFLEER Tim	AUT
58	WOZNIAK Adam	POL
60	de LISI Nicolo	SUI
52	BOOS Benjamin	GER
55	MALDONADO RAYAS Edibaldo	MEX
49	KŘENEK Adam	CZE
28	KOJIMA Naoki	JPN
51	HOBBS Noah	GBR

At the blue band

5	BIBIC Dylan	CAN
26	VIVIANI Elia	ITA
29	DINMUKHAMEDOV Ramis	KAZ
61	ROVDER Pavol	SVK
24	SEKHON Harshveer	IND
40	CAMPBELL Akil	TTO
43	AGNOLETTO Blake	AUS
53	KUSUMA Terry Yudha	INA
50	ANGUELA YAGUEZ Mario	ESP
59	NARCISO Diogo	POR
56	van SCHIP Jan Willem	NED

TITLE PARTNER SWISS WATCHES SINCE 1853	MAIN PARTNER 	OFFICIAL PARTNER 	OFFICIAL SUPPLIER HOME OF BUILDERS	 JESPER TORVEKØKKEN
HOST PARTNER 			 DANMARKS CYKLE UNION	

Men's Omnium / Omnium hommes

Final Classification / Classement final

Rank	Race Number	Name	NAT	Scratch Race 1/4	Tempo Race 2/4	Elimination Race 3/4	Sub Total Points	Points Race 4/4 (100 Laps - 25 Km)										Total Points				
								Sprint Points											Lap Points		Finish Order	
								1	2	3	4	5	6	7	8	9	10		+	-		
GOLD	3	de VYLDER Lindsay	BEL	22 (10)	34 (4)	28 (7)	84 (5)		2							3	1		60	-	15	150
SILVER	25	CONSONNI Simone	ITA	38 (2)	30 (6)	36 (3)	104 (2)					5					5	4	20		3	138
BRONZE	32	DORENBOS Yanne	NED	40 (1)	38 (2)	34 (4)	112 (1)	5							5		6				2	128
	4	NILSSON-JULIEN Oscar	FRA	16 (13)	40 (1)	20 (11)	76 (7)			1		1	5			2	2		40		5	127
	5	HAYTER Ethan Edward	GBR	18 (12)	36 (3)	40 (1)	94 (3)	1		5						5			20		21	125
	6	ALVES OLIVEIRA Rui Filipe	POR	32 (5)	24 (9)	38 (2)	94 (4)		5	3	2							20		19	124	
	7	MORA VEDRI Sebastian	ESP	14 (14)	28 (7)	30 (6)	72 (11)				1		3	1				40		8	117	
	8	TEUTENBERG Tim Torn	GER	26 (8)	18 (12)	16 (13)	60 (12)						1				3	2	40		4	106
	9	VITZTHUM Simon	SUI	28 (7)	32 (5)	22 (10)	82 (6)				3							20		7	105	
	10	BANASZEK Alan	POL	30 (6)	22 (10)	24 (9)	76 (8)					2						20		10	98	
	11	IMAMURA Shunsuke	JPN	36 (3)	6 (18)	12 (15)	54 (13)			2			2					40		12	98	
	12	HANSEN Tobias Aagaard	DEN	24 (9)	26 (8)	26 (8)	76 (9)							1				20		9	97	
	13	KOONTZ Grant	USA	34 (4)	12 (15)	1 (23)	47 (14)		3		5				2			10	20	1	87	
	14	BIBIC Dylan	CAN	20 (11)	20 (11)	32 (5)	72 (10)	3												17	75	
	15	WALSH Liam	AUS	6 (18)	16 (13)	18 (12)	40 (15)					3						20		20	63	
	16	VONEŠ Jan	CZE	10 (16)	10 (16)	4 (19)	24 (17)		1											18	25	
	17	NAVA ROMO Fernando Gabriel	MEX	1 (21)	8 (17)	6 (18)	15 (19)													16	15	
	18	DINMUKHMETOV Ramis	KAZ	4 (19)	14 (14)	14 (14)	32 (16)												20	11	12	
	19	ARANGO CARVAJAL Juan Esteban	COL	2 (20)	1 (21)	2 (20)	5 (22)	2						3						14	10	
	20	TSO Kai Kwong	HKG	1 (23)	4 (19)	1 (22)	6 (21)													6	6	
	21	van AERT Bernard Benyamin	INA	12 (15)	2 (20)	8 (17)	22 (18)												20	13	2	
	22	CAMPBELL Akil	TTO	1 (24)	1 (22)	10 (16)	12 (20)												40	22	-28	
	23	SEKHON Harshveer	IND	1 (22)	-39 (23)	1 (21)	-37 (23)												40	DNF	-77	
	22	DRIJVER Bertold	HUN	8 (17)	DNF																DNF	DNF
Elapsed Time: 27:25 - Average Speed: 54.711km/h																						

Communiqué approved by the Secretary of the Commissaires Panel:

Note:
Points scale for the first three races: 1st: 40 points, 2nd: 38 points, 3rd: 36 points, etc.

LEGEND
+ Points gained - Points lost **DNF** Did Not Finish **nn (x)** Points (Rank)



Men's Omnium / Omnium hommes

Results Progression / Tableau de progression

Rank	Race Number	Name	NAT		Scratch Race 1/4		Tempo Race 2/4		Elimination Race 3/4		Points Race 4/4
					Rank	Points	Rank	Points	Rank	Points	Points
1	3	de VYLDER Lindsay	BEL	Race result:	10	22	4	34	7	28	66
				Overall:	10	22	5	56	5	84	150
2	25	CONSONNI Simone	ITA	Race result:	2	38	6	30	3	36	34
				Overall:	2	38	2	68	2	104	138
3	32	DORENBOS Yanne	NED	Race result:	1	40	2	38	4	34	16
				Overall:	1	40	1	78	1	112	128
4	14	NILSSON-JULIEN Oscar	FRA	Race result:	13	16	1	40	11	20	51
				Overall:	13	16	4	56	7	76	127
5	16	HAYTER Ethan Edward	GBR	Race result:	12	18	3	36	1	40	31
				Overall:	12	18	7	54	3	94	125
6	37	ALVES OLIVEIRA Rui Filipe	POR	Race result:	5	32	9	24	2	38	30
				Overall:	5	32	6	56	4	94	124
7	13	MORA VEDRI Sebastian	ESP	Race result:	14	14	7	28	6	30	45
				Overall:	14	14	13	42	11	72	117
8	19	TEUTENBERG Tim Torn	GER	Race result:	8	26	12	18	13	16	46
				Overall:	8	26	11	44	12	60	106
9	38	VITZTHUM Simon	SUI	Race result:	7	28	5	32	10	22	23
				Overall:	7	28	3	60	6	82	105
10	34	BANASZEK Alan	POL	Race result:	6	30	10	22	9	24	22
				Overall:	6	30	8	52	8	76	98
11	27	IMAMURA Shunsuke	JPN	Race result:	3	36	18	6	15	12	44
				Overall:	3	36	12	42	13	54	98
12	10	HANSEN Tobias Aagaard	DEN	Race result:	9	24	8	26	8	26	21
				Overall:	9	24	9	50	9	76	97
13	41	KOONTZ Grant	USA	Race result:	4	34	15	12	23	1	40
				Overall:	4	34	10	46	14	47	87
14	5	BIBIC Dylan	CAN	Race result:	11	20	11	20	5	32	3
				Overall:	11	20	14	40	10	72	75
15	2	WALSH Liam	AUS	Race result:	18	6	13	16	12	18	23
				Overall:	18	6	15	22	15	40	63
16	9	VONEŠ Jan	CZE	Race result:	16	10	16	10	19	4	1
				Overall:	16	10	16	20	17	24	25
17	31	NAVA ROMO Fernando Gabriel	MEX	Race result:	21	1	17	8	18	6	
				Overall:	21	1	19	9	19	15	15
18	29	DINMUKHAMEDOV Ramis	KAZ	Race result:	19	4	14	14	14	14	-20
				Overall:	19	4	17	18	16	32	12
19	7	ARANGO CARVAJAL Juan Esteban	COL	Race result:	20	2	21	1	20	2	5
				Overall:	20	2	21	3	22	5	10
20	21	TSO Kai Kwong	HKG	Race result:	23	1	19	4	22	1	
				Overall:	23	1	20	5	21	6	6

TITLE PARTNER 		MAIN PARTNER 		OFFICIAL PARTNER 		OFFICIAL SUPPLIER 			
HOST PARTNER 									

Men's Omnium / Omnium hommes

Results Progression / Tableau de progression

Rank	Race Number	Name	NAT		Scrach Race 1/4		Tempo Race 2/4		Elimination Race 3/4		Points Race 4/4
					Rank	Points	Rank	Points	Rank	Points	Points
21	23	van AERT Bernard Benyamin	INA	Race result:	15	12	20	2	17	8	-20
				Overall:	15	12	18	14	18	22	2
22	40	CAMPBELL Akil	TTO	Race result:	24	1	22	1	16	10	-40
				Overall:	24	1	22	2	20	12	-28
23	24	SEKHON Harshveer	IND	Race result:	22	1	23	-39	21	1	DNF
				Overall:	22	1	23	-38	23	-37	-77
	22	DRIJVER Bertold	HUN	Race result:	17	8	DNF	0			
				Overall:	17	8		8			DNF

Note:
Points scale for the first three races: 1st: 40 points, 2nd: 38 points, 3rd: 36 points, etc.

LEGEND
DNF Did Not Finish

TITLE PARTNER 		MAIN PARTNER 		OFFICIAL PARTNER 		OFFICIAL SUPPLIER 			
HOST PARTNER 									

Men's Omnium / Omnium hommes Points Race 4/4 / Course aux points 4/4 Start List / Liste de départ

Sat 19 Oct 2024 - Race distance: 100 laps (25km) with 10 sprints

Race Number	Name	NAT
-------------	------	-----

At the fence

32	DORENBOS Yanne	NED
16	HAYTER Ethan Edward	GBR
3	de VYLDER Lindsay	BEL
14	NILSSON-JULIEN Oscar	FRA
10	HANSEN Tobias Aagaard	DEN
13	MORA VEDRI Sebastian	ESP
27	IMAMURA Shunsuke	JPN
2	WALSH Liam	AUS
9	VONEŠ Jan	CZE
31	NAVA ROMO Fernando Gabriel	MEX
21	TSO Kai Kwong	HKG
24	SEKHON Harshveer	IND

At the blue band

25	CONSONNI Simone	ITA
37	ALVES OLIVEIRA Rui Filipe	POR
38	VITZTHUM Simon	SUI
34	BANASZEK Alan	POL
5	BIBIC Dylan	CAN
19	TEUTENBERG Tim Torn	GER
41	KOONTZ Grant	USA
29	DINMUKHAMETOV Ramis	KAZ
23	van AERT Bernard Benyamin	INA
40	CAMPBELL Akil	TTO
7	ARANGO CARVAJAL Juan Esteban	COL

TITLE PARTNER SWISS WATCHES SINCE 1853	MAIN PARTNER 	OFFICIAL PARTNER 	OFFICIAL SUPPLIER HOME OF BUILDERS	
HOST PARTNER 			 DANMARKS CYKLE UNION	

Men's Omnium / Omnium hommes Elimination Race 3/4 / Course par élimination 3/4 Results / Résultats

Sat 19 Oct 2024

Elapsed time: 11:50

Average Speed: 54.507km/h

Rank	Race Number	Name	NAT
1	16	HAYTER Ethan Edward	GBR
2	37	ALVES OLIVEIRA Rui Filipe	POR
3	25	CONSONNI Simone	ITA
4	32	DORENBOS Yanne	NED
5	5	BIBIC Dylan	CAN
6	13	MORA VEDRI Sebastian	ESP
7	3	de VYLDER Lindsay	BEL
8	10	HANSEN Tobias Aagaard	DEN
9	34	BANASZEK Alan	POL
10	38	VITZTHUM Simon	SUI
11	14	NILSSON-JULIEN Oscar	FRA
12	2	WALSH Liam	AUS
13	19	TEUTENBERG Tim Torn	GER
14	29	DINMUKHAMEDOV Ramis	KAZ
15	27	IMAMURA Shunsuke	JPN
16	40	CAMPBELL Akil	TTO
17	23	van AERT Bernard Benyamin	INA
18	31	NAVA ROMO Fernando Gabriel	MEX
19	9	VONEŠ Jan	CZE
20	7	ARANGO CARVAJAL Juan Esteban	COL
21	24	SEKHON Harshveer	IND
22	21	TSO Kai Kwong	HKG
23	41	KOONTZ Grant	USA

TITLE PARTNER 		MAIN PARTNER 		OFFICIAL PARTNER 		OFFICIAL SUPPLIER 			
HOST PARTNER 									

Men's Omnium / Omnium hommes Elimination Race 3/4 / Course par élimination 3/4 Start List / Liste de départ

Sat 19 Oct 2024

Race Number	Name	NAT
-------------	------	-----

At the fence

32	DORENBOS Yanne	NED
38	VITZTHUM Simon	SUI
3	de VYLDER Lindsay	BEL
16	HAYTER Ethan Edward	GBR
10	HANSEN Tobias Aagaard	DEN
19	TEUTENBERG Tim Torn	GER
13	MORA VEDRI Sebastian	ESP
2	WALSH Liam	AUS
29	DINMUKHAMEDOV Ramis	KAZ
31	NAVA ROMO Fernando Gabriel	MEX
7	ARANGO CARVAJAL Juan Esteban	COL
24	SEKHON Harshveer	IND

At the blue band

25	CONSONNI Simone	ITA
14	NILSSON-JULIEN Oscar	FRA
37	ALVES OLIVEIRA Rui Filipe	POR
34	BANASZEK Alan	POL
41	KOONTZ Grant	USA
27	IMAMURA Shunsuke	JPN
5	BIBIC Dylan	CAN
9	VONEŠ Jan	CZE
23	van AERT Bernard Benyamin	INA
21	TSO Kai Kwong	HKG
40	CAMPBELL Akil	TTO

<p>TITLE PARTNER</p> <p>TISSOT SWISS WATCHES SINCE 1853</p>	<p>MAIN PARTNER</p>	<p>OFFICIAL PARTNER</p> <p>HOME OF BUILDERS</p>	<p>OFFICIAL SUPPLIER</p>
<p>HOST PARTNER</p>		<p>DANMARKS CYKLE UNION</p>	

Men's Omnium / Omnium hommes Tempo Race 2/4 / Course tempo 2/4 Results / Résultats

Sat 19 Oct 2024 - Race distance: 40 laps (10km)

Elapsed time: 10:19

Average Speed: 58.158km/h

Rank	Race Number	Name	NAT	Sprints Won	Lap Points			Finish Order	Total Points
					+	-	Balance		
1	14	NILSSON-JULIEN Oscar	FRA	11, 12, 13, 14	20		20	9	24
2	32	DORENBOS Yanne	NED	27, 28, 29, 30	20		20	18	24
3	16	HAYTER Ethan Edward	GBR	2, 15, 21	20		20	19	23
4	3	de VYLDER Lindsay	BEL	16, 18	20		20	2	22
5	38	VITZTHUM Simon	SUI	6	20		20	11	21
6	25	CONSONNI Simone	ITA	17	20		20	14	21
7	13	MORA VEDRI Sebastian	ESP	31, 32, 33, 34, 35, 36				1	6
8	10	HANSEN Tobias Aagaard	DEN	7, 24, 25, 26				17	4
9	37	ALVES OLIVEIRA Rui Filipe	POR	1, 4, 5				6	3
10	34	BANASZEK Alan	POL	9, 23				15	2
11	5	BIBIC Dylan	CAN	10, 19				20	2
12	19	TEUTENBERG Tim Torn	GER	8, 20				22	2
13	2	WALSH Liam	AUS	3				3	1
14	29	DINMUKHAMETOV Ramis	KAZ	22				12	1
15	41	KOONTZ Grant	USA					4	0
16	9	VONEŠ Jan	CZE					5	0
17	31	NAVA ROMO Fernando Gabriel	MEX					7	0
18	27	IMAMURA Shunsuke	JPN					8	0
19	21	TSO Kai Kwong	HKG					10	0
20	23	van AERT Bernard Benyamin	INA					13	0
21	7	ARANGO CARVAJAL Juan Esteban	COL					16	0
22	40	CAMPBELL Akil	TTO		20		-20	21	-20
23	24	SEKHON Harshveer	IND		40		-40	23	-40
	22	DRIJVER Bertold	HUN						DNF

LEGEND

- Points lost + Points gained DNF Did Not Finish

TITLE PARTNER 		MAIN PARTNER 		OFFICIAL PARTNER 		OFFICIAL SUPPLIER 	
HOST PARTNER 							



16-20 October 2024

Communiqué no. 82 Rectificatif 2

Men's Omnium / Omnium hommes Tempo Race 2/4 / Course tempo 2/4 Start List / Liste de départ

Sat 19 Oct 2024 - Race distance: 40 laps (10km)

Race Number	Name	NAT
-------------	------	-----

At the fence

32	DORENBOS Yanne	NED
27	IMAMURA Shunsuke	JPN
37	ALVES OLIVEIRA Rui Filipe	POR
38	VITZTHUM Simon	SUI
10	HANSEN Tobias Aagaard	DEN
5	BIBIC Dylan	CAN
14	NILSSON-JULIEN Oscar	FRA
23	van AERT Bernard Benyamin	INA
22	DRIJVER Bertold	HUN
29	DINMUKHAMEDOV Ramis	KAZ
31	NAVA ROMO Fernando Gabriel	MEX
21	TSO Kai Kwong	HKG

At the blue band

25	CONSONNI Simone	ITA
41	KOONTZ Grant	USA
34	BANASZEK Alan	POL
19	TEUTENBERG Tim Torn	GER
3	de VYLDER Lindsay	BEL
16	HAYTER Ethan Edward	GBR
13	MORA VEDRI Sebastian	ESP
9	VONEŠ Jan	CZE
2	WALSH Liam	AUS
7	ARANGO CARVAJAL Juan Esteban	COL
24	SEKHON Harshveer	IND
40	CAMPBELL Akil	TTO

TITLE PARTNER 	MAIN PARTNER 	OFFICIAL PARTNER 	OFFICIAL SUPPLIER
HOST PARTNER 			

16-20 October 2024

Communiqué no. 80 Rectificatif 1

Men's Omnium / Omnium hommes Scratch Race 1/4 / Course scratch 1/4 Results / Résultats

Sat 19 Oct 2024 - Race distance: 40 laps (10km)

Elapsed time: **10:37**

Average Speed: **56.515km/h**

Rank	Race Number	Name	NAT	Comments
1	32	DORENBOS Yanne	NED	
2	25	CONSONNI Simone	ITA	
3	27	IMAMURA Shunsuke	JPN	
4	41	KOONTZ Grant	USA	
5	37	ALVES OLIVEIRA Rui Filipe	POR	
6	34	BANASZEK Alan	POL	
7	38	VITZTHUM Simon	SUI	
8	19	TEUTENBERG Tim Torn	GER	
9	10	HANSEN Tobias Aagaard	DEN	
10	3	de VYLDER Lindsay	BEL	
11	5	BIBIC Dylan	CAN	
12	16	HAYTER Ethan Edward	GBR	
13	14	NILSSON-JULIEN Oscar	FRA	
14	13	MORA VEDRI Sebastian	ESP	
15	23	van AERT Bernard Benyamin	INA	
16	9	VONEŠ Jan	CZE	
17	22	DRIJVER Bertold	HUN	
18	2	WALSH Liam	AUS	
19	29	DINMUKHAMEDOV Ramis	KAZ	
20	7	ARANGO CARVAJAL Juan Esteban	COL	
21	31	NAVA ROMO Fernando Gabriel	MEX	
22	24	SEKHON Harshveer	IND	-1 Lap
23	21	TSO Kai Kwong	HKG	-1 Lap
24	40	CAMPBELL Akil	TTO	-1 Lap

TITLE PARTNER 		MAIN PARTNER 		OFFICIAL PARTNER 		OFFICIAL SUPPLIER 	
HOST PARTNER 							



16-20 October 2024

Communiqué no. 79

Men's Omnium / Omnium hommes Scratch Race 1/4 / Course scratch 1/4 Start List / Liste de départ

Sat 19 Oct 2024 - Race distance: 40 laps (10km)

Race Number	Name	NAT
-------------	------	-----

At the fence

16	HAYTER Ethan Edward	GBR
34	BANASZEK Alan	POL
5	BIBIC Dylan	CAN
23	van AERT Bernard Benyamin	INA
14	NILSSON-JULIEN Oscar	FRA
29	DINMUKHMETOV Ramis	KAZ
22	DRIJVER Bertold	HUN
38	VITZTHUM Simon	SUI
3	de VYLDER Lindsay	BEL
10	HANSEN Tobias Aagaard	DEN
25	CONSONNI Simone	ITA
37	ALVES OLIVEIRA Rui Filipe	POR

At the blue band

27	IMAMURA Shunsuke	JPN
19	TEUTENBERG Tim Torn	GER
13	MORA VEDRI Sebastian	ESP
21	TSO Kai Kwong	HKG
41	KOONTZ Grant	USA
7	ARANGO CARVAJAL Juan Esteban	COL
9	VONEŠ Jan	CZE
40	CAMPBELL Akil	TTO
24	SEKHON Harshveer	IND
2	WALSH Liam	AUS
32	DORENBOS Yanne	NED
31	NAVA ROMO Fernando Gabriel	MEX

TITLE PARTNER SWISS WATCHES SINCE 1853	MAIN PARTNER 	OFFICIAL PARTNER 	OFFICIAL SUPPLIER HOME OF BUILDERS	
HOST PARTNER 			 DANMARKS CYKLE UNION	

16-20 October 2024

Communiqué no. 179

Men's Madison / Madison hommes

Results / Résultats

Sun 20 Oct 2024 - Race distance: 200 laps (50km) with 20 sprints

Elapsed time: 50:47

Average Speed: 59.074km/h

Rank	Race Number	NAT Name	Sprint Number																				Lap Points			Finish Order	Points			
			1	2	3	4	5	6	7	8	9	10	11	12	13	14	15	16	17	18	19	20	+	-	Balance					
GOLD	2	GER - Germany					5			2		5	3	5	2	1	3	5		5			40			40	8	76		
		Black KLUGE Roger																												
		Red TEUTENBERG Tim Torn																												
SILVER	5	BEL - Belgium	2	5		3		3	5			3		5	3	3	2	1				1	4		20			20	3	60
		Black de VYLDER Lindsay																												
		Red van den BOSSCHE Fabio																												
BRONZE	1	DEN - Denmark	3			1	1	3	2	3	5	3	1	3			1	3		2	3	3	2		20			20	4	59
		Black LARSEN Niklas																												
		Red MORKOV Michael																												
4	11	POR - Portugal				5								1										40			40	5	53	
		Black ALVES OLIVEIRA Ivo Manuel																												
		Red ALVES OLIVEIRA Rui Filipe																												
5	6	GBR - Great Britain							1		1				1		5				5		10		20			20	1	43
		Black HAYTER Ethan Edward																												
		Red STEWART Mark																												
6	7	NED - Netherlands	5			2	1			2			1	2	2	5					1	2			20			20	7	43
		Black HAVIK Yoeri																												
		Red HOPPEZAK Vincent																												
7	4	ITA - Italy	1				5			1		2	2								1								2	18
		Black CONSONNI Simone																												
		Red VIVIANI Elia																												
8	12	SUI - Switzerland									5	5																	11	10
		Black RUEGG Lukas																												
		Red THIEBAUD Valere																												
9	9	FRA - France		3			2															2							10	7
		Black NILSSON-JULIEN Oscar																												
		Red PETIT Clement																												
10	3	JPN - Japan			5				2	3													3			20		-20	6	-7
		Black IMAMURA Shunsuke																												
		Red KUBOKI Kazushige																												
11	10	CZE - Czechia		1	2			1																	20		-20	9	-16	
		Black RUGOVAC Denis																												
		Red VONEŠ Jan																												
12	14	AUS - Australia																							40		-40	14	-40	
		Black O BRIEN Kelland																												
		Red AGNOLETTI Blake																												

TITLE PARTNER 	MAIN PARTNER 	OFFICIAL PARTNER 	OFFICIAL SUPPLIER
HOST PARTNER 			



16-20 October 2024

Communiqué no. 179

Men's Madison / Madison hommes

Results / Résultats

Sun 20 Oct 2024 - Race distance: 200 laps (50km) with 20 sprints

Elapsed time: 50:47

Average Speed: 59.074km/h

Rank	Race Number	NAT Name	Sprint Number																				Lap Points			Finish Order	Points	
			1	2	3	4	5	6	7	8	9	10	11	12	13	14	15	16	17	18	19	20	+	-	Balance			
13	13	POL - Poland																							60	-60	12	-60
		Black BANASZEK Alan																										
		Red PROKOPYSZYN Filip																										
14	15	USA - United States																							60	-60	13	-60
		Black LANGE Colby																										
		Red MOORE Peter																										
15	18	CAN - Canada		2	3																				60	-60		DNF
		Black BIBIC Dylan																										
		Red GUILLEMETTE Mathias																										
16	8	ESP - Spain																							40	-40		DNF
		Black MARTORELL HAGA Erik																										
		Red NAVAS MARCHAL Alvaro																										
17	16	HKG - Hong Kong, China																							40	-40		DNF
		Black CHU Tsun Wai																										
		Red TSO Kai Kwong																										
17	17	ISR - Israel																							40	-40		DNF
		Black LOGINOV Vladyslav																										
		Red YOGEV Alon																										

AUS - Australia

Warning for dangerous riding during the race.

Avertissement pour manoeuvre dangereuse au cours de l'épreuve.

LEGEND			
-	Points lost	+	Points gained
DNF	Did Not Finish	w	Warning

TITLE PARTNER	MAIN PARTNER	OFFICIAL PARTNER		OFFICIAL SUPPLIER
HOST PARTNER				

Men's Madison / Madison hommes

Start List / Liste de départ

Sun 20 Oct 2024 - Race distance: 200 laps (50km) with 20 sprints

Race Number	NAT	Colour	Name
-------------	-----	--------	------

At the fence

1	DEN - Denmark	BLACK	LARSEN Niklas
		RED	MORKOV Michael
3	JPN - Japan	BLACK	IMAMURA Shunsuke
		RED	KUBOKI Kazushige
5	BEL - Belgium	BLACK	de VYLDER Lindsay
		RED	van den BOSSCHE Fabio
7	NED - Netherlands	BLACK	HAVIK Yoeri
		RED	HOPPEZAK Vincent
9	FRA - France	BLACK	NILSSON-JULIEN Oscar
		RED	PETIT Clement
11	POR - Portugal	BLACK	ALVES OLIVEIRA Ivo Manuel
		RED	ALVES OLIVEIRA Rui Filipe
13	POL - Poland	BLACK	BANASZEK Alan
		RED	PROKOPYSZYN Filip
15	USA - United States	BLACK	LANGE Colby
		RED	MOORE Peter
17	ISR - Israel	BLACK	LOGINOV Vladyslav
		RED	YOGEV Alon

At the blue band

2	GER - Germany	BLACK	KLUGE Roger
		RED	TEUTENBERG Tim Torn
4	ITA - Italy	BLACK	CONSONNI Simone
		RED	VIVIANI Elia
6	GBR - Great Britain	BLACK	HAYTER Ethan Edward
		RED	STEWART Mark

<p>TITLE PARTNER</p> <p>SWISS WATCHES SINCE 1853</p>	<p>MAIN PARTNER</p>	<p>OFFICIAL PARTNER</p> <p>HOME OF BUILDERS</p>	<p>OFFICIAL SUPPLIER</p>
<p>HOST PARTNER</p>		<p>DANMARKS CYKLE UNION</p>	

Men's Madison / Madison hommes

Start List / Liste de départ

Sun 20 Oct 2024 - Race distance: 200 laps (50km) with 20 sprints

Race Number	NAT	Colour	Name
8	ESP - Spain	BLACK	MARTORELL HAGA Erik
		RED	NAVAS MARCHAL Alvaro
10	CZE - Czechia	BLACK	RUGOVAC Denis
		RED	VONEŠ Jan
12	SUI - Switzerland	BLACK	RUEGG Lukas
		RED	THIEBAUD Valere
14	AUS - Australia	BLACK	O BRIEN Kelland
		RED	AGNOLETTI Blake
16	HKG - Hong Kong, China	BLACK	CHU Tsun Wai
		RED	TSO Kai Kwong
18	CAN - Canada	BLACK	BIBIC Dylan
		RED	GUILLEMETTE Mathias

TITLE PARTNER 	MAIN PARTNER 	OFFICIAL PARTNER 		OFFICIAL SUPPLIER
HOST PARTNER 				

16-20 October 2024

Communiqué no. 151 Rectificatif 1

Men's Scratch Race / Course scratch hommes

Results / Résultats

Thu 17 Oct 2024 - Race distance: 60 laps (15km)

Elapsed time: **16:47**

Average Speed: **53.625km/h**

Rank	Race Number	Name	NAT	Comments
GOLD	142	KUBOKI Kazushige	JPN	
SILVER	10	HANSEN Tobias Aagaard	DEN	
BRONZE	15	PETIT Clement	FRA	
4	159	HOPPEZAK Vincent	NED	
5	46	HESTERS Jules	BEL	
6	51	HOBBS Noah	GBR	
7	57	PROKOPYSZYN Filip	POL	
8	1	O BRIEN Kelland	AUS	
9	19	TEUTENBERG Tim Torn	GER	
10	59	NARCISO Diogo	POR	
11	39	VOGEL Alex	SUI	
12	13	MORA VEDRI Sebastian	ESP	
13	83	KOBLIŽEK Matyaš	CZE	-1 Lap
14	177	CHREN Martin	SVK	-1 Lap
15	127	LOGINOV Vladyslav	ISR	-1 Lap
16	26	VIVIANI Elia	ITA	-1 Lap
17	31	NAVA ROMO Fernando Gabriel	MEX	-1 Lap
18	5	BIBIC Dylan	CAN	-1 Lap
19	149	KARABUTOV Ilya	KAZ	-2 Laps
20	42	LANGE Colby	USA	-2 Laps
21	20	CHU Tsun Wai	HKG	-2 Laps
22	40	CAMPBELL Akil	TTO	-2 Laps
	53	KUSUMA Terry Yudha	INA	DNF
	183	HRYNIV Vitaliy	UKR	DNF

LEGEND

DNF Did Not Finish

TITLE PARTNER 		MAIN PARTNER 		OFFICIAL PARTNER 		OFFICIAL SUPPLIER 	
HOST PARTNER 							

Men's Scratch Race / Course scratch hommes

Start List / Liste de départ

Thu 17 Oct 2024 - Race distance: 60 laps (15km)

Race Number	Name	NAT
-------------	------	-----

At the fence

10	HANSEN Tobias Aagaard	DEN
149	KARABUTOV Ilya	KAZ
142	KUBOKI Kazushige	JPN
13	MORA VEDRI Sebastian	ESP
53	KUSUMA Terry Yudha	INA
57	PROKOPYSZYN Filip	POL
46	HESTERS Jules	BEL
1	O BRIEN Kelland	AUS
83	KOBLIŽEK Matyaš	CZE
42	LANGE Colby	USA
26	VIVIANI Elia	ITA
15	PETIT Clement	FRA

At the blue band

5	BIBIC Dylan	CAN
177	CHREN Martin	SVK
127	LOGINOV Vladyslav	ISR
39	VOGEL Alex	SUI
40	CAMPBELL Akil	TTO
31	NAVA ROMO Fernando Gabriel	MEX
20	CHU Tsun Wai	HKG
19	TEUTENBERG Tim Torn	GER
183	HRYNIV Vitaliy	UKR
51	HOBBS Noah	GBR
159	HOPPEZAK Vincent	NED
59	NARCISO Diogo	POR

TITLE PARTNER 	MAIN PARTNER 	OFFICIAL PARTNER 	OFFICIAL SUPPLIER 	
HOST PARTNER 				

16-20 October 2024

Communiqué no. 102

Women's Team Sprint / Vitesse par équipe femmes

Final Classification / Classement final

Wed 16 Oct 2024 - Race distance: 3 laps

World Record	45.186 GBR - Great Britain	Saint-Quentin-en-Yvelines (FRA)	5 AUG 2024
---------------------	----------------------------	---------------------------------	------------

Rank	NAT / Name	Lap 1	Lap 2 Lap 1-2	Time Lap 2-3	Average Speed km/h
For Gold					
GOLD	1 GBR - Great Britain	18.700	32.315	45.949	58.761
	282 CAPEWELL Sophie		13.615	13.634	
	283 FINUCANE Emma				
	285 MARCHANT Katy				
SILVER	2 NED - Netherlands	19.244	32.767	46.593	57.949
	315 KALEE Kimberly		13.523	13.826	
	319 van de WOUW Hetty				
	320 van der PEET Steffie				
	316 LAMBERINK Kyra (R)				
For Bronze					
BRONZE	3 AUS - Australia	19.342	32.959	47.358	57.013
	250 CLONAN Kristina		13.617	14.399	
	251 McCAIG Alessia				
	252 McGILL Molly				
	4 GER - Germany	19.698	33.862	48.188	56.031
	289 JAGER Lara-Sophie		14.164	14.326	
	292 PROPSTER Alessa-Catriona				
	294 SCHNEIDER Clara				
Placed after First Round					
	5 MEX - Mexico				
	310 GAXIOLA GONZALEZ Luz Daniela				
	312 SALAZAR VALLES Jessica				
	314 VERDUGO OSUNA Yuli Paola				
	6 POL - Poland				
	324 KARWACKA Marlena				
	325 LOS Urszula				
	326 PETRI Paulina				
	328 SEREMAK Nikola (R)				
	7 UKR - Ukraine				
	334 BILETSKA Alla				
	336 LOHVINIUK Oleksandra				
	337 YASHCHENKO Tetiana				
	335 KOLYZHUK Anna (R)				

TITLE PARTNER	MAIN PARTNER	OFFICIAL PARTNER		OFFICIAL SUPPLIER
HOST PARTNER				

Women's Team Sprint / Vitesse par équipe femmes

Final Classification / Classement final

Wed 16 Oct 2024 - Race distance: 3 laps

Rank	NAT / Name	Lap 1	Lap 2 Lap 1-2	Time Lap 2-3	Average Speed km/h
8	CHN - China				DNS
	260 GUO Yufang				
	263 TONG Mengqi				
	266 YUAN Liying				
	261 JIANG Yulu	(R)			

Note:
Riders are presented in their starting order.

LEGEND
DNS Did Not Start R Replaced

TITLE PARTNER		MAIN PARTNER		OFFICIAL PARTNER		OFFICIAL SUPPLIER	
HOST PARTNER							



16-20 October 2024

Women's Team Sprint / Vitesse par équipe femmes Finals / Finales Race Analysis / Analyse de la course

For Gold

GBR - Great Britain					NED - Netherlands				
Distance	Time	Rank	Lap Time	Lap	Distance	Time	Rank	Lap Time	
125m	11.470	1			125m	11.710	2		
250m	18.700	1	18.700	1	250m	19.244	2	19.244	
375m	25.531	1			375m	26.004	2		
500m	32.315	1	13.615	2	500m	32.767	2	13.523	
625m	39.082	1			625m	39.583	2		
750m	45.949	1	13.634	3	750m	46.593	2	13.826	

For Bronze

AUS - Australia					GER - Germany				
Distance	Time	Rank	Lap Time	Lap	Distance	Time	Rank	Lap Time	
125m	11.839	3			125m	11.952	4		
250m	19.342	3	19.342	1	250m	19.698	4	19.698	
375m	26.160	3			375m	26.751	4		
500m	32.959	3	13.617	2	500m	33.862	4	14.164	
625m	39.988	3			625m	41.007	4		
750m	47.358	3	14.399	3	750m	48.188	4	14.326	

TITLE PARTNER 		MAIN PARTNER 		OFFICIAL PARTNER 		OFFICIAL SUPPLIER 	
HOST PARTNER 							

16-20 October 2024

Communiqué no. 101

Women's Team Sprint / Vitesse par équipe femmes Finals / Finales Start List / Liste de départ

Wed 16 Oct 2024 - Race distance: 3 laps

World Record 45.186 GBR - Great Britain Saint-Quentin-en-Yvelines (FRA) 5 AUG 2024

Heat	Race Number	NAT / Name	Time
For Bronze		AUS - Australia	
	252	McGILL Molly	
	250	CLONAN Kristina	
	251	McCAIG Alessia	
		GER - Germany	
	289	JAGER Lara-Sophie	
	294	SCHNEIDER Clara	
	292	PROPSTER Alessa-Catriona	
For Gold		GBR - Great Britain	
	285	MARCHANT Katy	
	282	CAPEWELL Sophie	
	283	FINUCANE Emma	
		NED - Netherlands	
	315	KALEE Kimberly	
	319	van de WOUW Hetty	
	320	van der PEET Steffie	

Note:

The composition of the teams may be subject to change up to 30 minutes before the start of the race. Sorted in the order given by the team.

<p>TITLE PARTNER</p> <p>TISSOT SWISS WATCHES SINCE 1853</p>	<p>MAIN PARTNER</p> <p>SHIMANO</p>	<p>OFFICIAL PARTNER</p> <p>Santini</p>	<p>OFFICIAL SUPPLIER</p> <p>BigMat HOME OF BUILDERS</p>	<p>OFFICIAL SUPPLIER</p> <p>GRONBLÅ</p>
<p>HOST PARTNER</p> <p>SPORT EVENT DENMARK</p>	<p>Ballerup Kommune</p>	<p>KOBENHAVNS CYKEL UNION</p>	<p>DCU DANMARKS CYKLE UNION</p>	<p>BORDING</p> <p>JESPER TORVEKØKKEN</p> <p>CSE</p> <p>ticketmaster</p>



16-20 October 2024

Communiqué no. 100 Rectificatif 1

Women's Team Sprint / Vitesse par équipe femmes First Round / Premier tour Results / Résultats

Wed 16 Oct 2024 - Race distance: 3 laps

World Record 45.186 GBR - Great Britain Saint-Quentin-en-Yvelines (FRA) 5 AUG 2024

Heat	Rank	NAT / Name	Lap 1	Lap 2 Lap 1-2	Time Lap 2-3	Average Speed km/h			
1	1	GER - Germany	19.656	33.790	48.396	55.790	QB		
		289 JAGER Lara-Sophie						14.134	14.606
		292 PROPSTER Alessa-Catriona							
		294 SCHNEIDER Clara							
	2	CHN - China				DNS			
			260 GUO Yufang						
266 YUAN Liying									
263 TONG Mengqi									
2	1	AUS - Australia	19.359	33.024	47.472	56.876	QB		
		250 CLONAN Kristina						13.665	14.448
		251 McCAIG Alessia							
		252 McGILL Molly							
	2	MEX - Mexico		19.661	33.617	48.142	56.084		
			310 GAXIOLA GONZALEZ Luz Daniela					13.956	14.525
312 SALAZAR VALLES Jessica									
	314 VERDUGO OSUNA Yuli Paola								
3	1	NED - Netherlands	19.249	32.910	46.803	57.689	QG		
		316 LAMBERINK Kyra						13.661	13.893
		319 van de WOUW Hetty							
		320 van der PEET Steffie							
	2	POL - Poland		19.340	33.708	48.406	55.778		
			324 KARWACKA Marlena					14.368	14.698
325 LOS Urszula									
	326 PETRI Paulina								
4	1	GBR - Great Britain	18.866	32.475	46.147	58.509	QG		
		282 CAPEWELL Sophie						13.609	13.672
		283 FINUCANE Emma							
		285 MARCHANT Katy							

TITLE PARTNER		MAIN PARTNER		OFFICIAL PARTNER		OFFICIAL SUPPLIER	

16-20 October 2024

Communiqué no. 100 Rectificatif 1

Women's Team Sprint / Vitesse par équipe femmes First Round / Premier tour Results / Résultats

Wed 16 Oct 2024 - Race distance: 3 laps

Heat	Rank	NAT / Name	Lap 1	Lap 2 Lap 1-2	Time Lap 2-3	Average Speed km/h
	2	UKR - Ukraine	22.477	37.222	51.804	52.120
		334 BILETSKA Alla		14.745	14.582	
		337 YASHCHENKO Tetiana				
		336 LOHVINIUK Oleksandra				

Progression rule:

The fastest two winning teams race for the gold and silver medals, and the other two winning teams race for the bronze medal. Losers are classified from 5th to 8th place by their times in the First Round.

Note:

Riders are presented in their starting order.

LEGEND

DNS Did Not Start **QB** Qualified for Bronze **QG** Qualified for Gold

TITLE PARTNER		MAIN PARTNER		OFFICIAL PARTNER		OFFICIAL SUPPLIER	

16-20 October 2024

Women's Team Sprint / Vitesse par équipe femmes First Round / Premier tour Race Analysis / Analyse de la course

Heat 1

CHN - China				Lap	GER - Germany			
Distance	Time	Rank	Lap Time		Distance	Time	Rank	Lap Time
125m	DNS				125m	11.920	1	
250m				1	250m	19.656	1	19.656
375m					375m	26.706	1	
500m				2	500m	33.790	1	14.134
625m					625m	40.985	1	
750m				3	750m	48.396	1	14.606

Heat 2

AUS - Australia				Lap	MEX - Mexico			
Distance	Time	Rank	Lap Time		Distance	Time	Rank	Lap Time
125m	11.853	1			125m	11.937	2	
250m	19.359	1	19.359	1	250m	19.661	2	19.661
375m	26.211	1			375m	26.627	2	
500m	33.024	1	13.665	2	500m	33.617	2	13.956
625m	40.108	1			625m	40.720	2	
750m	47.472	1	14.448	3	750m	48.142	2	14.525

Heat 3

NED - Netherlands				Lap	POL - Poland			
Distance	Time	Rank	Lap Time		Distance	Time	Rank	Lap Time
125m	11.745	2			125m	11.634	1	
250m	19.249	1	19.249	1	250m	19.340	2	19.340
375m	26.064	1			375m	26.458	2	
500m	32.910	1	13.661	2	500m	33.708	2	14.368
625m	39.736	1			625m	41.059	2	
750m	46.803	1	13.893	3	750m	48.406	2	14.698

Heat 4

GBR - Great Britain				Lap	UKR - Ukraine			
Distance	Time	Rank	Lap Time		Distance	Time	Rank	Lap Time
125m	11.603	1			125m	14.288	2	
250m	18.866	1	18.866	1	250m	22.477	2	22.477
375m	25.663	1			375m	29.969	2	
500m	32.475	1	13.609	2	500m	37.222	2	14.745
625m	39.270	1			625m	44.426	2	
750m	46.147	1	13.672	3	750m	51.804	2	14.582

LEGEND

DNS Did Not Start

TITLE PARTNER 		MAIN PARTNER 		OFFICIAL PARTNER 		OFFICIAL SUPPLIER 	
HOST PARTNER 							



16-20 October 2024

Communiqué no. 99 Rectificatif 1

Women's Team Sprint / Vitesse par équipe femmes First Round / Premier tour Start List / Liste de départ

Wed 16 Oct 2024 - Race distance: 3 laps

World Record 45.186 GBR - Great Britain Saint-Quentin-en-Yvelines (FRA) 5 AUG 2024

Heat	Race Number	NAT / Name	Time	
1		CHN - China		
	263	TONG Mengqi		
	260	GUO Yufang		
	266	YUAN Liying		
		GER - Germany		
	289	JAGER Lara-Sophie		
	292	PROPSTER Alessa-Catriona		
	294	SCHNEIDER Clara		
	2		AUS - Australia	
		252	McGILL Molly	
		250	CLONAN Kristina	
		251	McCAIG Alessia	
		MEX - Mexico		
312		SALAZAR VALLES Jessica		
310		GAXIOLA GONZALEZ Luz Daniela		
314		VERDUGO OSUNA Yuli Paola		
3			NED - Netherlands	
	316	LAMBERINK Kyra		
	319	van de WOUW Hetty		
	320	van der PEET Steffie		
		POL - Poland		
	324	KARWACKA Marlena		
	325	LOS Urszula		
	326	PETRI Paulina		

TITLE PARTNER 		MAIN PARTNER 		OFFICIAL PARTNER 		OFFICIAL SUPPLIER 	
HOST PARTNER 							

Women's Team Sprint / Vitesse par équipe femmes First Round / Premier tour Start List / Liste de départ

Wed 16 Oct 2024 - Race distance: 3 laps

Heat	Race Number	NAT / Name	Time
4		GBR - Great Britain	_____
	285	MARCHANT Katy	
	282	CAPEWELL Sophie	
	283	FINUCANE Emma	
		UKR - Ukraine	_____
	337	YASHCHENKO Tetiana	
	336	LOHVINIUK Oleksandra	
	334	BILETSKA Alla	

Progression rule:

The fastest two winning teams race for the gold and silver medals, and the other two winning teams race for the bronze medal. Losers are classified from 5th to 8th place by their times in the First Round.

Note:

The composition of the teams may be subject to change up to 30 minutes before the start of the race. Sorted in the order given by the team.

<p>TITLE PARTNER</p> <p>TISSOT SWISS WATCHES SINCE 1853</p>	<p>MAIN PARTNER</p> <p>SHIMANO</p>	<p>OFFICIAL PARTNER</p> <p>Santini BigMat HOME OF BUILDERS</p>		<p>OFFICIAL SUPPLIER</p> <p>GRONBLÅ B BORDING JESPER TORVEKØKKEN CSE</p>
<p>HOST PARTNER</p> <p>SPORT EVENT DENMARK</p>	<p>Ballerup Kommune</p>	<p>KOBENHAVNS CYKLEUNION</p>	<p>DCU DANMARKS CYKLE UNION</p>	<p>ticketmaster</p>

16-20 October 2024

Communiqué no. 98

Women's Team Sprint / Vitesse par équipe femmes Qualifying / Qualifications Results / Résultats

Wed 16 Oct 2024 - Race distance: 3 laps

World Record 45.186 GBR - Great Britain Saint-Quentin-en-Yvelines (FRA) 5 AUG 2024

Rank	NAT / Name	Lap 1	Lap 2 Lap 1-2	Time Lap 2-3	Average Speed km/h	
1	GBR - Great Britain 285 MARCHANT Katy 282 CAPEWELL Sophie 283 FINUCANE Emma	19.023 (1)	32.498 (1) 13.475 (1)	46.217 (1) 13.719 (1)	58.420	Q
2	NED - Netherlands 315 KALEE Kimberly 319 van de WOUW Hetty 320 van der PEET Steffie	19.120 (2)	32.844 (2) 13.724 (2)	46.930 (2) 14.086 (2)	57.532	Q
3	AUS - Australia 252 McGILL Molly 250 CLONAN Kristina 251 McCAIG Alessia	19.449 (5)	33.241 (4) 13.792 (3)	47.727 (3) 14.486 (4)	56.572	Q
4	CHN - China 260 GUO Yufang 261 JIANG Yulu 266 YUAN Liying	19.205 (3)	33.208 (3) 14.003 (4)	47.808 (4) 14.600 (5)	56.476	Q
5	GER - Germany 289 JAGER Lara-Sophie 292 PROPSTER Alessa-Catriona 294 SCHNEIDER Clara	19.643 (6)	33.898 (7) 14.255 (6)	48.217 (5) 14.319 (3)	55.997	Q
6	MEX - Mexico 312 SALAZAR VALLES Jessica 310 GAXIOLA GONZALEZ Luz Daniela 314 VERDUGO OSUNA Yuli Paola	19.649 (7)	33.829 (6) 14.180 (5)	48.572 (6) 14.743 (7)	55.588	Q
7	POL - Poland 324 KARWACKA Marlena 325 LOS Urszula 328 SEREMAK Nikola	19.350 (4)	33.801 (5) 14.451 (7)	48.621 (7) 14.820 (8)	55.532	Q
8	UKR - Ukraine 335 KOLYZHUK Anna 336 LOHVINIUK Oleksandra 334 BILETSKA Alla	22.315 (8)	37.278 (8) 14.963 (8)	51.942 (8) 14.664 (6)	51.981	Q

Progression rule:

Fastest 8 teams qualify for the first round.

<p>TITLE PARTNER</p> <p>SWISS WATCHES SINCE 1853</p>	<p>MAIN PARTNER</p>	<p>OFFICIAL PARTNER</p> <p>HOME OF BUILDERS</p>	<p>OFFICIAL SUPPLIER</p>
<p>HOST PARTNER</p>		<p>DANMARKS CYKLE UNION</p>	

16-20 October 2024

Communiqué no. 98

Women's Team Sprint / Vitesse par équipe femmes Qualifying / Qualifications Results / Résultats

Wed 16 Oct 2024 - Race distance: 3 laps

Rank	NAT / Name	Lap 1	Lap 2 Lap 1-2	Time Lap 2-3	Average Speed km/h
------	---------------	-------	------------------	-----------------	--------------------------

Note:

Riders are presented in their starting order.

LEGEND

Q Qualified

<p>TITLE PARTNER</p> <p>TISSOT SWISS WATCHES SINCE 1853</p>	<p>MAIN PARTNER</p> <p>SHIMANO</p>	<p>OFFICIAL PARTNER</p> <p>Santini BigMat HOME OF BUILDERS</p>		<p>OFFICIAL SUPPLIER</p> <p>GRONBLÅ B BORDING JESPER TORVEKØKKEN CSE ticketmaster</p>
<p>HOST PARTNER</p> <p>SPORT EVENT DENMARK</p>	<p>Ballerup Kommune</p>	<p>KOBENHAVNS CYKLEUNION</p>	<p>DCU DANMARKS CYKLE UNION</p>	

16-20 October 2024

Women's Team Sprint / Vitesse par équipe femmes Qualifying / Qualifications Race Analysis / Analyse de la course

Heat 1					Heat 2				
Distance	AUS - Australia		Lap Time	Lap	Distance	UKR - Ukraine		Lap Time	
	Time	Rank				Time	Rank		
125m	11.879	5			125m	14.013	8		
250m	19.449	5	19.449	1	250m	22.315	8	22.315	
375m	26.340	4			375m	29.906	8		
500m	33.241	4	13.792	2	500m	37.278	8	14.963	
625m	40.354	3			625m	44.568	8		
750m	47.727	3	14.486	3	750m	51.942	8	14.664	

Heat 3					Heat 4				
Distance	POL - Poland		Lap Time	Lap	Distance	MEX - Mexico		Lap Time	
	Time	Rank				Time	Rank		
125m	11.656	3			125m	11.921	7		
250m	19.350	4	19.350	1	250m	19.649	7	19.649	
375m	26.521	5			375m	26.693	6		
500m	33.801	5	14.451	2	500m	33.829	6	14.180	
625m	41.082	7			625m	41.075	6		
750m	48.621	7	14.820	3	750m	48.572	6	14.743	

Heat 5					Heat 6				
Distance	CHN - China		Lap Time	Lap	Distance	NED - Netherlands		Lap Time	
	Time	Rank				Time	Rank		
125m	11.800	4			125m	11.633	2		
250m	19.205	3	19.205	1	250m	19.120	2	19.120	
375m	26.112	3			375m	25.983	2		
500m	33.208	3	14.003	2	500m	32.844	2	13.724	
625m	40.411	4			625m	39.772	2		
750m	47.808	4	14.600	3	750m	46.930	2	14.086	

Heat 7					Heat 8				
Distance	GBR - Great Britain		Lap Time	Lap	Distance	GER - Germany		Lap Time	
	Time	Rank				Time	Rank		
125m	11.621	1			125m	11.892	6		
250m	19.023	1	19.023	1	250m	19.643	6	19.643	
375m	25.708	1			375m	26.763	7		
500m	32.498	1	13.475	2	500m	33.898	7	14.255	
625m	39.279	1			625m	41.014	5		
750m	46.217	1	13.719	3	750m	48.217	5	14.319	

TITLE PARTNER 		MAIN PARTNER 		OFFICIAL PARTNER 		OFFICIAL SUPPLIER 	
HOST PARTNER 							

Women's Team Sprint / Vitesse par équipe femmes Qualifying / Qualifications Start List / Liste de départ

Wed 16 Oct 2024 - Race distance: 3 laps

World Record 45.186 GBR - Great Britain Saint-Quentin-en-Yvelines (FRA) 5 AUG 2024

Heat	Race Number	NAT / Name	Time	
1		AUS - Australia		
	252	McGILL Molly		
	250	CLONAN Kristina		
	251	McCAIG Alessia		
	2		UKR - Ukraine	
		335	KOLYZHUK Anna	
336		LOHVINIUK Oleksandra		
	334	BILETSKA Alla		
	3		POL - Poland	
		324	KARWACKA Marlena	
325		LOS Urszula		
	328	SEREMAK Nikola		
	4		MEX - Mexico	
		312	SALAZAR VALLES Jessica	
310		GAXIOLA GONZALEZ Luz Daniela		
	314	VERDUGO OSUNA Yuli Paola		
	5		CHN - China	
		260	GUO Yufang	
261		JIANG Yulu		
	266	YUAN Lijiang		

TITLE PARTNER 	MAIN PARTNER 	OFFICIAL PARTNER 		OFFICIAL SUPPLIER
HOST PARTNER 				

16-20 October 2024

Communiqué no. 97

Women's Team Sprint / Vitesse par équipe femmes Qualifying / Qualifications Start List / Liste de départ

Wed 16 Oct 2024 - Race distance: 3 laps

Heat	Race Number	NAT / Name	Time
6		NED - Netherlands	_____
	315	KALEE Kimberly	
	319	van de WOUW Hetty	
	320	van der PEET Steffie	
	7		_____
			GBR - Great Britain
285		MARCHANT Katy	
	282	CAPEWELL Sophie	
	283	FINUCANE Emma	
8		GER - Germany	_____
	289	JAGER Lara-Sophie	
	294	SCHNEIDER Clara	
	292	PROPSTER Alessa-Catriona	

Progression rule:

Fastest 8 teams qualify for the first round.

Note:

The composition of the teams may be subject to change up to 30 minutes before the start of the race. Sorted in the order given by the team.

TITLE PARTNER 		MAIN PARTNER 		OFFICIAL PARTNER 		OFFICIAL SUPPLIER 	
HOST PARTNER 							

Women's Sprint / Vitesse femmes

Final Classification / Classement final

Fri 18 Oct 2024

Rank	Race Number	Name	NAT	Race 1	Race 2	Decider
------	-------------	------	-----	--------	--------	---------

For Gold

200m Time: 10.640 10.756
Average Speed km/h: 67.669 66.939

GOLD	1	283	FINUCANE Emma	GBR	Winner	Winner
SILVER	2	319	van de WOUW Hetty	NED	+0.995	+0.135

For Bronze

200m Time: 10.993 10.957
Average Speed km/h: 65.496 65.711

BRONZE	3	304	SATO Mina	JPN	Winner	Winner
	4	282	CAPEWELL Sophie	GBR	+0.176	+0.338

Did not qualify for Semifinals

5	285	MARCHANT Katy	GBR
6	279	GROS Mathilde	FRA
7	268	BAYONA PINEDA Martha	COL
8	266	YUAN Liying	CHN

Did not qualify for Quarterfinals

9	263	TONG Mengqi	CHN
10	302	VECE Miriam	ITA
11	294	SCHNEIDER Clara	GER
12	292	PROPSTER Alessa-Catriona	GER
13	320	van der PEET Steffie	NED
14	265	WANG Lijuan	CHN
15	326	PETRI Paulina	POL
16	251	McCAIG Alessia	AUS

TITLE PARTNER 	MAIN PARTNER 	OFFICIAL PARTNER 	OFFICIAL SUPPLIER
HOST PARTNER 			

Women's Sprint / Vitesse femmes

Final Classification / Classement final

Fri 18 Oct 2024

Rank	Race Number	Name	NAT	Race 1	Race 2	Decider
------	-------------	------	-----	--------	--------	---------

Did not qualify for 1/8 Finals

17	305	UMEKAWA Fuko	JPN			
18	334	BILETSKA Alla	UKR			
19	258	ORBAN Sarah	CAN			
20	328	SEREMAK Nikola	POL			
21	307	MOHD ASRI Nurul Izzah Izzati	MAS		REL	
22	310	GAXIOLA GONZALEZ Luz Daniela	MEX			
23	314	VERDUGO OSUNA Yuli Paola	MEX			
24	269	JABORNIKOVA Veronika	CZE			
25	252	McGILL Molly	AUS			
26	336	LOHVINIUK Oleksandra	UKR			
27	312	SALAZAR VALLES Jessica	MEX			
28	308	ROSIDI Anis Amira	MAS			

Did not qualify for 1/16 Finals

29	296	NG Sze Wing	HKG			
30	297	YEUNG Cho Yiu	HKG			
31	306	LENDEL Migle	LTU			

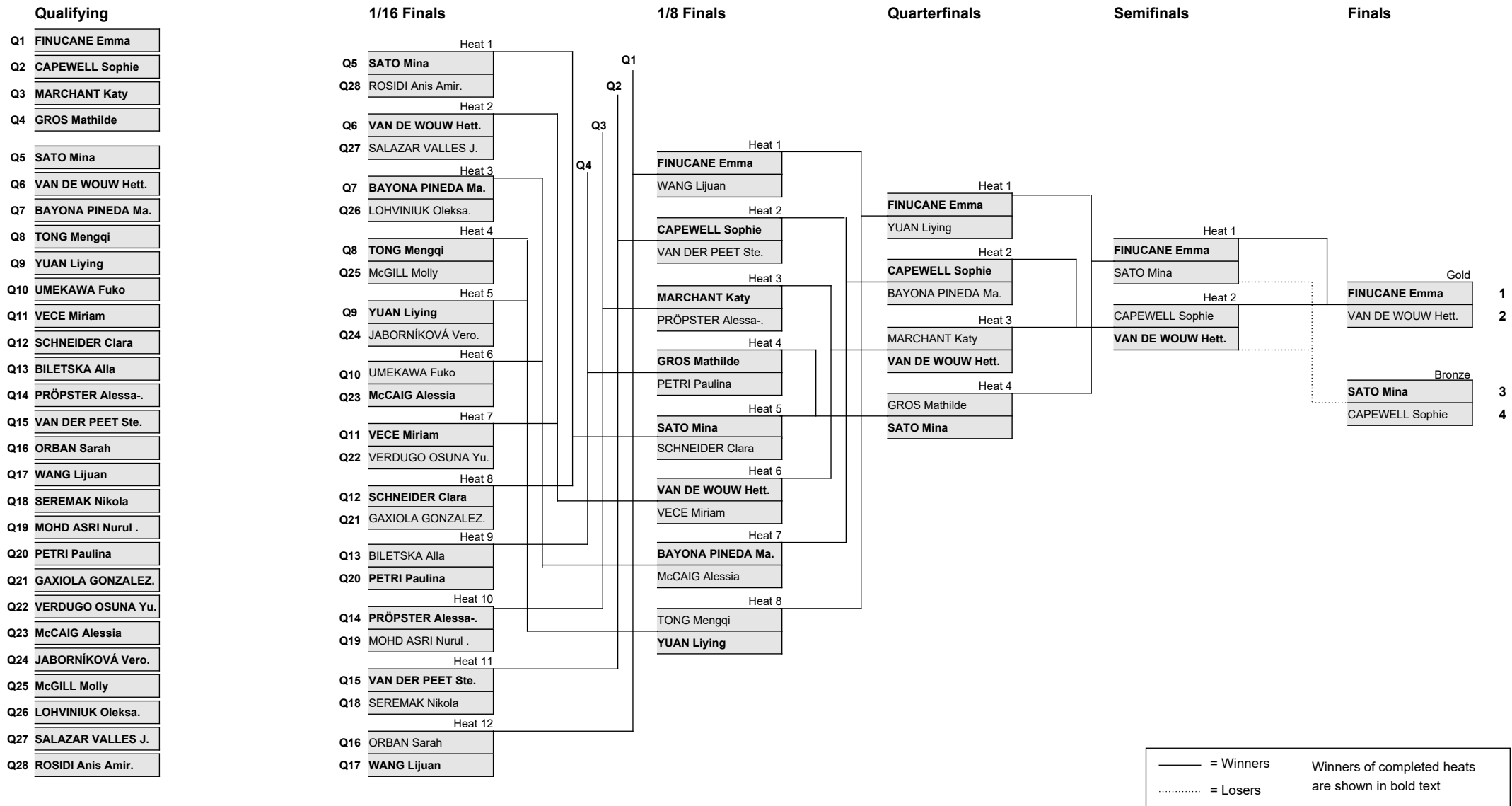
LEGEND

REL Relegated

TITLE PARTNER 		MAIN PARTNER 		OFFICIAL PARTNER 		OFFICIAL SUPPLIER 	
HOST PARTNER 							

Women's Sprint / Vitesse femmes

Results Bracket / Tableau de progression



Women's Sprint / Vitesse femmes Finals / Finales Start List / Liste de départ

Fri 18 Oct 2024 - Race distance: 3 laps

Race Number	Name	NAT	Race 1	Race 2	Decider
For Bronze					
		200m Time:			
		Average Speed km/h:			
304	SATO Mina	JPN			
282	CAPEWELL Sophie	GBR			
For Gold					
		200m Time:			
		Average Speed km/h:			
283	FINUCANE Emma	GBR			
319	van de WOUW Hetty	NED			

TITLE PARTNER		MAIN PARTNER		OFFICIAL PARTNER		OFFICIAL SUPPLIER	
HOST PARTNER							

Women's Sprint / Vitesse femmes Semifinals / Demi-finales Results / Résultats

Fri 18 Oct 2024 - Race distance: 3 laps

Rank	Race Number	Name	NAT	Race 1	Race 2	Decider
				200m Time:	10.776	10.860
				Average Speed km/h:	66.815	66.298
Heat 1						
1	283	FINUCANE Emma	GBR	Winner	Winner	Q
2	304	SATO Mina	JPN	+0.119	+0.127	
				200m Time:	10.841	10.849
				Average Speed km/h:	66.415	66.366
Heat 2						
1	319	van de WOUW Hetty	NED	+0.059	Winner	Winner Q
2	282	CAPEWELL Sophie	GBR	Winner	+0.032	+0.504

Progression rule:

The winners race for the gold and silver medals. The losers race for the bronze medal.

LEGEND

Q Qualified

TITLE PARTNER 		MAIN PARTNER 		OFFICIAL PARTNER 		OFFICIAL SUPPLIER 	
HOST PARTNER 							

Women's Sprint / Vitesse femmes Semifinals / Demi-finales Start List / Liste de départ

Fri 18 Oct 2024 - Race distance: 3 laps

Race Number	Name	NAT	Race 1	Race 2	Decider
200m Time:					
Average Speed km/h:					
Heat 1					
283	FINUCANE Emma	GBR			
304	SATO Mina	JPN			
200m Time:					
Average Speed km/h:					
Heat 2					
282	CAPEWELL Sophie	GBR			
319	van de WOUW Hetty	NED			

Progression rule:

The winners race for the gold and silver medals. The losers race for the bronze medal.

TITLE PARTNER		MAIN PARTNER		OFFICIAL PARTNER		OFFICIAL SUPPLIER	

Women's Sprint / Vitesse femmes Quarterfinals / Quart de finales Results / Résultats

Thu 17 Oct 2024 - Race distance: 3 laps

Rank	Race Number	Name	NAT	Race 1	Race 2	Decider
				200m Time:	11.029	10.927
				Average Speed km/h:	65.282	65.892
Heat 1						
1	283	FINUCANE Emma	GBR	Winner	Winner	Q
2	266	YUAN Liying	CHN	+0.243	+0.509	
				200m Time:	10.828	10.943
				Average Speed km/h:	66.494	65.795
Heat 2						
1	282	CAPEWELL Sophie	GBR	Winner	Winner	Q
2	268	BAYONA PINEDA Martha	COL	+0.942	+0.065	
				200m Time:	11.147	10.881
				Average Speed km/h:	64.591	66.170
Heat 3						
1	319	van de WOUW Hetty	NED	+0.026	Winner	Winner Q
2	285	MARCHANT Katy	GBR	Winner	+0.086	+0.003
				200m Time:	10.977	10.996
				Average Speed km/h:	65.592	65.478
Heat 4						
1	304	SATO Mina	JPN	Winner	Winner	Q
2	279	GROS Mathilde	FRA	+0.122	+0.080	

Progression rule:

The winner of each heat qualifies to the Semifinals.

LEGEND

Q Qualified

TITLE PARTNER 		MAIN PARTNER 		OFFICIAL PARTNER 		OFFICIAL SUPPLIER 	
HOST PARTNER 							

Women's Sprint / Vitesse femmes Quarterfinals / Quart de finales Start List / Liste de départ

Thu 17 Oct 2024 - Race distance: 3 laps

Race Number	Name	NAT	Race 1	Race 2	Decider
Heat 1					
			200m Time:		
			Average Speed km/h:		
283	FINUCANE Emma	GBR			
266	YUAN Liying	CHN			
Heat 2					
			200m Time:		
			Average Speed km/h:		
282	CAPEWELL Sophie	GBR			
268	BAYONA PINEDA Martha	COL			
Heat 3					
			200m Time:		
			Average Speed km/h:		
285	MARCHANT Katy	GBR			
319	van de WOUW Hetty	NED			
Heat 4					
			200m Time:		
			Average Speed km/h:		
279	GROS Mathilde	FRA			
304	SATO Mina	JPN			

Progression rule:

The winner of each heat qualifies to the Semifinals.

TITLE PARTNER		MAIN PARTNER		OFFICIAL PARTNER		OFFICIAL SUPPLIER	

Women's Sprint / Vitesse femmes 1/8 Finals / 1/8 de finale Results / Résultats

Thu 17 Oct 2024 - Race distance: 3 laps

Rank	Race Number	Name	NAT		
			200m Time:		11.197
			Average Speed km/h:		64.303
Heat 1					
1	283	FINUCANE Emma	GBR	Winner	Q
2	265	WANG Lijuan	CHN	+0.559	
			200m Time:		10.805
			Average Speed km/h:		66.636
Heat 2					
1	282	CAPEWELL Sophie	GBR	Winner	Q
2	320	van der PEET Steffie	NED	+0.152	
			200m Time:		11.144
			Average Speed km/h:		64.609
Heat 3					
1	285	MARCHANT Katy	GBR	Winner	Q
2	292	PROPSTER Alessa-Catriona	GER	+0.169	
			200m Time:		11.108
			Average Speed km/h:		64.818
Heat 4					
1	279	GROS Mathilde	FRA	Winner	Q
2	326	PETRI Paulina	POL	+0.071	
			200m Time:		11.079
			Average Speed km/h:		64.988
Heat 5					
1	304	SATO Mina	JPN	Winner	Q
2	294	SCHNEIDER Clara	GER	+0.243	
			200m Time:		10.964
			Average Speed km/h:		65.669
Heat 6					
1	319	van de WOUW Hetty	NED	Winner	Q
2	302	VECE Miriam	ITA	+0.064	
			200m Time:		11.240
			Average Speed km/h:		64.057
Heat 7					
1	268	BAYONA PINEDA Martha	COL	Winner	Q
2	251	McCAIG Alessia	AUS	+0.052	
			200m Time:		11.092
			Average Speed km/h:		64.912
Heat 8					
1	266	YUAN Liying	CHN	Winner	Q
2	263	TONG Mengqi	CHN	+0.230	

TITLE PARTNER		MAIN PARTNER		OFFICIAL PARTNER		OFFICIAL SUPPLIER	



16-20 October 2024

Communiqué no. 108

Women's Sprint / Vitesse femmes 1/8 Finals / 1/8 de finale Results / Résultats

Thu 17 Oct 2024 - Race distance: 3 laps

Rank	Race Number	Name	NAT
------	-------------	------	-----

Progression rule:

The winner of each heat qualifies to the Quarterfinals.

Note:

The average speed is taken over the last 200m.

LEGEND

Q Qualified

TITLE PARTNER		MAIN PARTNER		OFFICIAL PARTNER		OFFICIAL SUPPLIER	

Women's Sprint / Vitesse femmes 1/8 Finals / 1/8 de finale Start List / Liste de départ

Thu 17 Oct 2024 - Race distance: 3 laps

Race Number	Name	NAT	200m Time:	Average Speed km/h:
Heat 1				
283	FINUCANE Emma	GBR		
265	WANG Lijuan	CHN		
Heat 2				
282	CAPEWELL Sophie	GBR		
320	van der PEET Steffie	NED		
Heat 3				
285	MARCHANT Katy	GBR		
292	PROPSTER Alessa-Catriona	GER		
Heat 4				
279	GROS Mathilde	FRA		
326	PETRI Paulina	POL		
Heat 5				
304	SATO Mina	JPN		
294	SCHNEIDER Clara	GER		
Heat 6				
319	van de WOUW Hetty	NED		
302	VECE Miriam	ITA		
Heat 7				
268	BAYONA PINEDA Martha	COL		
251	McCAIG Alessia	AUS		
Heat 8				
263	TONG Mengqi	CHN		
266	YUAN Liying	CHN		

Progression rule:

The winner of each heat qualifies to the Quarterfinals.

TITLE PARTNER 		MAIN PARTNER 		OFFICIAL PARTNER 		OFFICIAL SUPPLIER 	
HOST PARTNER 							

Women's Sprint / Vitesse femmes 1/16 Finals / 1/16 de finale Results / Résultats

Thu 17 Oct 2024 - Race distance: 3 laps

Rank	Race Number	Name	NAT		
			200m Time:		11.475
			Average Speed km/h:		62.745
Heat 1					
1	304	SATO Mina	JPN	Winner	Q
2	308	ROSIDI Anis Amira	MAS	+0.242	
			200m Time:		11.212
			Average Speed km/h:		64.217
Heat 2					
1	319	van de WOUW Hetty	NED	Winner	Q
2	312	SALAZAR VALLES Jessica	MEX	+0.326	
			200m Time:		11.077
			Average Speed km/h:		65.000
Heat 3					
1	268	BAYONA PINEDA Martha	COL	Winner	Q
2	336	LOHVINIUK Oleksandra	UKR	+0.340	
			200m Time:		11.302
			Average Speed km/h:		63.706
Heat 4					
1	263	TONG Mengqi	CHN	Winner	Q
2	252	McGILL Molly	AUS	+0.111	
			200m Time:		11.200
			Average Speed km/h:		64.286
Heat 5					
1	266	YUAN Liying	CHN	Winner	Q
2	269	JABORNIKOVA Veronika	CZE	+0.047	
			200m Time:		11.368
			Average Speed km/h:		63.336
Heat 6					
1	251	McCAIG Alessia	AUS	Winner	Q
2	305	UMEKAWA Fuko	JPN	+0.022	
			200m Time:		11.212
			Average Speed km/h:		64.217
Heat 7					
1	302	VECE Miriam	ITA	Winner	Q
2	314	VERDUGO OSUNA Yuli Paola	MEX	+0.038	
			200m Time:		11.404
			Average Speed km/h:		63.136
Heat 8					
1	294	SCHNEIDER Clara	GER	Winner	Q
2	310	GAXIOLA GONZALEZ Luz Daniela	MEX	+0.050	

TITLE PARTNER 		MAIN PARTNER 		OFFICIAL PARTNER 		OFFICIAL SUPPLIER 	
HOST PARTNER 							

Women's Sprint / Vitesse femmes 1/16 Finals / 1/16 de finale Results / Résultats

Thu 17 Oct 2024 - Race distance: 3 laps

Rank	Race Number	Name	NAT		
Heat 9					
			200m Time:	11.346	
			Average Speed km/h:	63.458	
1	326	PETRI Paulina	POL	Winner	Q
2	334	BILETSKA Alla	UKR	+0.174	
Heat 10					
			200m Time:	11.393	
			Average Speed km/h:	63.197	
1	292	PROPSTER Alessa-Catriona	GER	Winner	Q
2	307	MOHD ASRI Nurul Izzah Izzati	MAS	REL	
Heat 11					
			200m Time:	11.404	
			Average Speed km/h:	63.136	
1	320	van der PEET Steffie	NED	Winner	Q
2	328	SEREMAK Nikola	POL	+0.167	
Heat 12					
			200m Time:	11.679	
			Average Speed km/h:	61.649	
1	265	WANG Lijuan	CHN	Winner	Q
2	258	ORBAN Sarah	CAN	+0.094	

Progression rule:

The winner of each heat qualifies to the 1/8 Finals.

No. 307 MOHD ASRI Nurul Izzah Izzati (MAS)

Has been relegated for not holding their line during the final sprint.

A été déclassé(e) pour avoir quitté sa ligne pendant le sprint final.

Note:

The average speed is taken over the last 200m.

LEGEND

Q Qualified REL Relegated

TITLE PARTNER		MAIN PARTNER		OFFICIAL PARTNER		OFFICIAL SUPPLIER	

16-20 October 2024

Communiqué no. 105

Women's Sprint / Vitesse femmes 1/16 Finals / 1/16 de finale Start List / Liste de départ

Thu 17 Oct 2024 - Race distance: 3 laps

Race Number	Name	NAT	200m Time:	Average Speed km/h:
Heat 1				
304	SATO Mina	JPN		
308	ROSIDI Anis Amira	MAS		
Heat 2				
319	van de WOUW Hetty	NED		
312	SALAZAR VALLES Jessica	MEX		
Heat 3				
268	BAYONA PINEDA Martha	COL		
336	LOHVINIUK Oleksandra	UKR		
Heat 4				
263	TONG Mengqi	CHN		
252	McGILL Molly	AUS		
Heat 5				
266	YUAN Liying	CHN		
269	JABORNIKOVA Veronika	CZE		
Heat 6				
305	UMEKAWA Fuko	JPN		
251	McCAIG Alessia	AUS		
Heat 7				
302	VECE Miriam	ITA		
314	VERDUGO OSUNA Yuli Paola	MEX		
Heat 8				
294	SCHNEIDER Clara	GER		
310	GAXIOLA GONZALEZ Luz Daniela	MEX		
Heat 9				
			200m Time:	Average Speed km/h:

TITLE PARTNER 		MAIN PARTNER 		OFFICIAL PARTNER 		OFFICIAL SUPPLIER 	
HOST PARTNER 							

Women's Sprint / Vitesse femmes 1/16 Finals / 1/16 de finale Start List / Liste de départ

Thu 17 Oct 2024 - Race distance: 3 laps

Race Number	Name	NAT
334	BILETSKA Alla	UKR
326	PETRI Paulina	POL
		200m Time:
		Average Speed km/h:
Heat 10		
292	PROPSTER Alessa-Catriona	GER
307	MOHD ASRI Nurul Izzah Izzati	MAS
		200m Time:
		Average Speed km/h:
Heat 11		
320	van der PEET Steffie	NED
328	SEREMAK Nikola	POL
		200m Time:
		Average Speed km/h:
Heat 12		
258	ORBAN Sarah	CAN
265	WANG Lijuan	CHN

Progression rule:

The winner of each heat qualifies to the 1/8 Finals.

<p>TITLE PARTNER</p> <p>TISSOT SWISS WATCHES SINCE 1853</p>	<p>MAIN PARTNER</p> <p>SHIMANO</p>	<p>OFFICIAL PARTNER</p> <p>Santini BigMat HOME OF BUILDERS</p>		<p>OFFICIAL SUPPLIER</p>
<p>HOST PARTNER</p>	<p>Ballerup Kommune</p>	<p>KOBENHAVNS CYKLEUNION</p>	<p>DCU DANMARKS CYKLE UNION</p>	

Women's Sprint / Vitesse femmes Qualifying / Qualifications Results / Résultats

Thu 17 Oct 2024 - Race distance: 200m flying start (3.5 laps)

World Record 10.029 FRIEDRICH Lea GER Saint-Quentin-en-Yvelines (FRA) 9 AUG 2024

Rank	Race Number	Name	NAT	100m	Time 100-200	Average Speed km/h	
1	283	FINUCANE Emma	GBR	5.117 (1)	10.377 5.260 (3)	69.384	Q
2	282	CAPEWELL Sophie	GBR	5.123 (2)	10.382 5.259 (1)	69.351	Q
3	285	MARCHANT Katy	GBR	5.172 (3)	10.431 5.259 (1)	69.025	Q
4	279	GROS Mathilde	FRA	5.195 (4)	10.464 5.269 (4)	68.807	Q
5	304	SATO Mina	JPN	5.227 (5)	10.552 5.325 (5)	68.234	Q
6	319	van de WOUW Hetty	NED	5.254 (7)	10.619 5.365 (6)	67.803	Q
7	268	BAYONA PINEDA Martha	COL	5.248 (6)	10.660 5.412 (8)	67.542	Q
8	263	TONG Mengqi	CHN	5.326 (8)	10.728 5.402 (7)	67.114	Q
9	266	YUAN Liying	CHN	5.351 (10)	10.773 5.422 (9)	66.834	Q
10	305	UMEKAWA Fuko	JPN	5.367 (11)	10.790 5.423 (10)	66.728	Q
11	302	VECE Miriam	ITA	5.327 (9)	10.872 5.545 (14)	66.225	Q
12	294	SCHNEIDER Clara	GER	5.412 (18)	10.895 5.483 (11)	66.085	Q
13	334	BILETSKA Alla	UKR	5.379 (13)	10.895 5.516 (12)	66.085	Q
14	292	PROPSTER Alessa-Catriona	GER	5.389 (14)	10.917 5.528 (13)	65.952	Q
15	320	van der PEET Steffie	NED	5.369 (12)	10.948 5.579 (18)	65.765	Q
16	258	ORBAN Sarah	CAN	5.406 (16)	10.971 5.565 (16)	65.628	Q

TITLE PARTNER 		MAIN PARTNER 		OFFICIAL PARTNER 		OFFICIAL SUPPLIER 	
HOST PARTNER 							

Women's Sprint / Vitesse femmes Qualifying / Qualifications Results / Résultats

Thu 17 Oct 2024 - Race distance: 200m flying start (3.5 laps)

Rank	Race Number	Name	NAT	100m	Time 100-200	Average Speed km/h	
17	265	WANG Lijuan	CHN	5.398 (15)	10.977 5.579 (18)	65.592	Q
18	328	SEREMAK Nikola	POL	5.461 (21)	11.010 5.549 (15)	65.395	Q
19	307	MOHD ASRI Nurul Izzah Izzati	MAS		11.055	65.129	Q
20	326	PETRI Paulina	POL	5.495 (24)	11.071 5.576 (17)	65.035	Q
21	310	GAXIOLA GONZALEZ Luz Daniela	MEX	5.456 (20)	11.077 5.621 (21)	65.000	Q
22	314	VERDUGO OSUNA Yuli Paola	MEX	5.487 (23)	11.081 5.594 (20)	64.976	Q
23	251	McCAIG Alessia	AUS	5.409 (17)	11.083 5.674 (25)	64.964	Q
24	269	JABORNIKOVA Veronika	CZE	5.450 (19)	11.084 5.634 (22)	64.958	Q
25	252	McGILL Molly	AUS	5.463 (22)	11.127 5.664 (24)	64.707	Q
26	336	LOHVINIUK Oleksandra	UKR	5.505 (25)	11.140 5.635 (23)	64.632	Q
27	312	SALAZAR VALLES Jessica	MEX	5.551 (26)	11.291 5.740 (27)	63.768	Q
28	308	ROSIDI Anis Amira	MAS	5.587 (28)	11.305 5.718 (26)	63.689	Q
29	296	NG Sze Wing	HKG	5.564 (27)	11.347 5.783 (28)	63.453	
30	297	YEUNG Cho Yiu	HKG	5.592 (29)	11.420 5.828 (29)	63.047	
31	306	LENDEL Migle	LTU	5.645 (30)	11.540 5.895 (30)	62.392	

Progression rule:

Top 4 riders qualify for 1/8 Finals. 5th to 28th places qualify for 1/16 Finals.

LEGEND

Q Qualified

TITLE PARTNER 		MAIN PARTNER 		OFFICIAL PARTNER 		OFFICIAL SUPPLIER 	
HOST PARTNER 							

Women's Sprint / Vitesse femmes Qualifying / Qualifications Start List / Liste de départ

Thu 17 Oct 2024 - Race distance: 200m flying start (3.5 laps)

World Record 10.029 FRIEDRICH Lea GER Saint-Quentin-en-Yvelines (FRA) 9 AUG 2024

Heat	Race Number	Name	NAT	Time
1	312	SALAZAR VALLES Jessica	MEX	
2	328	SEREMAK Nikola	POL	
3	308	ROSIDI Anis Amira	MAS	
4	252	McGILL Molly	AUS	
5	263	TONG Mengqi	CHN	
6	336	LOHVINIUK Oleksandra	UKR	
7	326	PETRI Paulina	POL	
8	306	LENDEL Migle	LTU	
9	266	YUAN Liying	CHN	
10	251	McCAIG Alessia	AUS	
11	305	UMEKAWA Fuko	JPN	
12	297	YEUNG Cho Yiu	HKG	
13	258	ORBAN Sarah	CAN	
14	296	NG Sze Wing	HKG	
15	269	JABORNIKOVA Veronika	CZE	
16	314	VERDUGO OSUNA Yuli Paola	MEX	
17	320	van der PEET Steffie	NED	
18	294	SCHNEIDER Clara	GER	
19	307	MOHD ASRI Nurul Izzah Izzati	MAS	
20	285	MARCHANT Katy	GBR	
21	334	BILETSKA Alla	UKR	
22	265	WANG Lijuan	CHN	
23	302	VECE Miriam	ITA	
24	292	PROPSTER Alessa-Catriona	GER	
25	310	GAXIOLA GONZALEZ Luz Daniela	MEX	
26	304	SATO Mina	JPN	

TITLE PARTNER 		MAIN PARTNER 		OFFICIAL PARTNER 		OFFICIAL SUPPLIER 	
HOST PARTNER 							



16-20 October 2024

Communiqué no. 103 Rectificatif 1

Women's Sprint / Vitesse femmes Qualifying / Qualifications Start List / Liste de départ

Thu 17 Oct 2024 - Race distance: 200m flying start (3.5 laps)

Heat	Race Number	Name	NAT	Time
27	319	van de WOUW Hetty	NED	_____
28	279	GROS Mathilde	FRA	_____
29	282	CAPEWELL Sophie	GBR	_____
30	268	BAYONA PINEDA Martha	COL	_____
31	283	FINUCANE Emma	GBR	_____

Progression rule:

Top 4 riders qualify for 1/8 Finals. 5th to 28th places qualify for 1/16 Finals.

TITLE PARTNER 		MAIN PARTNER 		OFFICIAL PARTNER 		OFFICIAL SUPPLIER 	
HOST PARTNER 							

Women's Keirin / Keirin femmes

Final Classification / Classement final

Sun 20 Oct 2024 - Race distance: 6 laps

Rank	Race Number	Name	NAT	Time Behind
------	-------------	------	-----	-------------

For Gold

200m Time: 10.779
Average Speed km/h: 66.797

GOLD	304	SATO Mina	JPN	
SILVER	319	van de WOUW Hetty	NED	+0.102
BRONZE	285	MARCHANT Katy	GBR	+0.106
4	283	FINUCANE Emma	GBR	+0.118
5	305	UMEKAWA Fuko	JPN	+0.191
6	320	van der PEET Steffie	NED	+0.455

For Places 7-12

200m Time: 11.035
Average Speed km/h: 65.247

7	307	MOHD ASRI Nurul Izzah Izzati	MAS	
8	265	WANG Lijuan	CHN	
9	268	BAYONA PINEDA Martha	COL	+0.093
10	302	VECE Miriam	ITA	+0.201
11	251	McCAIG Alessia	AUS	+0.369
12	297	YEUNG Cho Yiu	HKG	+0.455

Did not qualify for Semifinals

13	250	CLONAN Kristina	AUS	
13	269	JABORNIKOVA Veronika	CZE	
13	279	GROS Mathilde	FRA	
16	292	PROPSTER Alessa-Catriona	GER	
16	294	SCHNEIDER Clara	GER	
16	310	GAXIOLA GONZALEZ Luz Daniela	MEX	

TITLE PARTNER SWISS WATCHES SINCE 1853	MAIN PARTNER 	OFFICIAL PARTNER 	OFFICIAL SUPPLIER HOME OF BUILDERS	
HOST PARTNER 			 DANMARKS CYKLE UNION	

Women's Keirin / Keirin femmes

Final Classification / Classement final

Sun 20 Oct 2024 - Race distance: 6 laps

Rank	Race Number	Name	NAT	Time Behind
------	-------------	------	-----	-------------

Did not qualify for Quarterfinals

19	308	ROSIDI Anis Amira	MAS	
19	324	KARWACKA Marlena	POL	
19	325	LOS Urszula	POL	
19	334	BILETSKA Alla	UKR	
23	273	CASAS ROIGE Helena	ESP	
23	296	NG Sze Wing	HKG	

Did not qualify for First Round Repechage

	252	McGILL Molly	AUS	DNS
--	-----	--------------	-----	-----

LEGEND

DNS Did Not Start

TITLE PARTNER 	MAIN PARTNER 	OFFICIAL PARTNER 	OFFICIAL SUPPLIER 	
HOST PARTNER 				

Women's Keirin / Keirin femmes Finals / Finales Start List / Liste de départ

Sun 20 Oct 2024 - Race distance: 6 laps

Race Number	Name	NAT
-------------	------	-----

For Places 7-12

251	McCAIG Alessia	AUS
265	WANG Lijuan	CHN
268	BAYONA PINEDA Martha	COL
297	YEUNG Cho Yiu	HKG
302	VECE Miriam	ITA
307	MOHD ASRI Nurul Izzah Izzati	MAS

For Gold

283	FINUCANE Emma	GBR
285	MARCHANT Katy	GBR
304	SATO Mina	JPN
305	UMEKAWA Fuko	JPN
319	van de WOUW Hetty	NED
320	van der PEET Steffie	NED

<p>TITLE PARTNER</p> <p>TISSOT SWISS WATCHES SINCE 1853</p>	<p>MAIN PARTNER</p>	<p>OFFICIAL PARTNER</p> <p>BigMat HOME OF BUILDERS</p>	<p>OFFICIAL SUPPLIER</p>
<p>HOST PARTNER</p>		<p>DCU DANMARKS CYKLE UNION</p>	

Women's Keirin / Keirin femmes Semifinals / Demi-finals Results / Résultats

Sun 20 Oct 2024 - Race distance: 6 laps

Rank	Race Number	Name	NAT	Time Behind
				200m Time: 11.095
				Average Speed km/h: 64.894
Heat 1				
1	285	MARCHANT Katy	GBR	Q
2	320	van der PEET Steffie	NED	+0.039 Q
3	304	SATO Mina	JPN	+0.144 Q
4	268	BAYONA PINEDA Martha	COL	+0.144
5	265	WANG Lijuan	CHN	+0.157
6	297	YEUNG Cho Yiu	HKG	+2.226
				200m Time: 11.109
				Average Speed km/h: 64.812
Heat 2				
1	319	van de WOUW Hetty	NED	Q
2	283	FINUCANE Emma	GBR	+0.080 Q
3	305	UMEKAWA Fuko	JPN	+0.099 Q
4	302	VECE Miriam	ITA	+0.336
5	307	MOHD ASRI Nurul Izzah Izzati	MAS	+0.463
6	251	McCAIG Alessia	AUS	+0.612

Progression rule:

The first three riders in each heat qualify to final for gold, all other riders advance to the final for places 7-12.

LEGEND

Q Qualified

TITLE PARTNER		MAIN PARTNER		OFFICIAL PARTNER		OFFICIAL SUPPLIER	

Women's Keirin / Keirin femmes Semifinals / Demi-finals Start List / Liste de départ

Sun 20 Oct 2024 - Race distance: 6 laps

Race Number	Name	NAT
-------------	------	-----

Heat 1

265	WANG Lijuan	CHN
268	BAYONA PINEDA Martha	COL
285	MARCHANT Katy	GBR
297	YEUNG Cho Yiu	HKG
304	SATO Mina	JPN
320	van der PEET Steffie	NED

Heat 2

251	McCAIG Alessia	AUS
283	FINUCANE Emma	GBR
302	VECE Miriam	ITA
305	UMEKAWA Fuko	JPN
307	MOHD ASRI Nurul Izzah Izzati	MAS
319	van de WOUW Hetty	NED

Progression rule:

The first three riders in each heat qualify to final for gold, all other riders advance to the final for places 7-12.

TITLE PARTNER 	MAIN PARTNER 	OFFICIAL PARTNER 	OFFICIAL SUPPLIER
HOST PARTNER 			

16-20 October 2024

Communiqué no. 121

Women's Keirin / Keirin femmes Quarterfinals / Quarts de finale Results / Résultats

Sun 20 Oct 2024 - Race distance: 6 laps

Rank	Race Number	Name	NAT	Time Behind
				200m Time: 10.676
				Average Speed km/h: 67.441
Heat 1				
1	268	BAYONA PINEDA Martha	COL	Q
2	302	VECE Miriam	ITA	+0.502 Q
3	320	van der PEET Steffie	NED	+0.613 Q
4	251	McCAIG Alessia	AUS	+0.676 Q
5	279	GROS Mathilde	FRA	+0.700
6	294	SCHNEIDER Clara	GER	+0.951
				200m Time: 11.083
				Average Speed km/h: 64.964
Heat 2				
1	283	FINUCANE Emma	GBR	Q
2	265	WANG Lijuan	CHN	+0.073 Q
3	307	MOHD ASRI Nurul Izzah Izzati	MAS	+0.076 Q
4	305	UMEKAWA Fuko	JPN	+0.156 Q
5	269	JABORNIKOVA Veronika	CZE	+0.356
6	292	PROPSTER Alessa-Catriona	GER	+1.487
				200m Time: 10.805
				Average Speed km/h: 66.636
Heat 3				
1	285	MARCHANT Katy	GBR	Q
2	319	van de WOUW Hetty	NED	+0.175 Q
3	304	SATO Mina	JPN	+0.245 Q
4	297	YEUNG Cho Yiu	HKG	+0.396 Q
5	250	CLONAN Kristina	AUS	+0.408
6	310	GAXIOLA GONZALEZ Luz Daniela	MEX	+0.747

Progression rule:

The first four riders in each heat qualify to the Semifinals.

LEGEND

Q Qualified

TITLE PARTNER		MAIN PARTNER		OFFICIAL PARTNER		OFFICIAL SUPPLIER	

Women's Keirin / Keirin femmes Quarterfinals / Quarts de finale Start List / Liste de départ

Sun 20 Oct 2024 - Race distance: 6 laps

Race Number	Name	NAT
Heat 1		
251	McCAIG Alessia	AUS
268	BAYONA PINEDA Martha	COL
279	GROS Mathilde	FRA
294	SCHNEIDER Clara	GER
302	VECE Miriam	ITA
320	van der PEET Steffie	NED
Heat 2		
265	WANG Lijuan	CHN
269	JABORNIKOVA Veronika	CZE
283	FINUCANE Emma	GBR
292	PROPSTER Alessa-Catriona	GER
305	UMEKAWA Fuko	JPN
307	MOHD ASRI Nurul Izzah Izzati	MAS
Heat 3		
250	CLONAN Kristina	AUS
285	MARCHANT Katy	GBR
297	YEUNG Cho Yiu	HKG
304	SATO Mina	JPN
310	GAXIOLA GONZALEZ Luz Daniela	MEX
319	van de WOUW Hetty	NED

Progression rule:

The first four riders in each heat qualify to the Semifinals.

TITLE PARTNER		MAIN PARTNER		OFFICIAL PARTNER		OFFICIAL SUPPLIER	

Women's Keirin / Keirin femmes First Round Repechage / Repêchage premier tour Results / Résultats

Sun 20 Oct 2024 - Race distance: 6 laps

Rank	Race Number	Name	NAT	Time Behind
				200m Time: 11.605
				Average Speed km/h: 62.042
Heat 1				
1	307	MOHD ASRI Nurul Izzah Izzati	MAS	Q
2	297	YEUNG Cho Yiu	HKG	+0.126 Q
3	325	LOS Urszula	POL	+0.232
				200m Time: 11.037
				Average Speed km/h: 65.235
Heat 2				
1	250	CLONAN Kristina	AUS	Q
2	320	van der PEET Steffie	NED	+0.018 Q
3	308	ROSIDI Anis Amira	MAS	+1.560
				200m Time: 11.242
				Average Speed km/h: 64.046
Heat 3				
1	294	SCHNEIDER Clara	GER	Q
2	265	WANG Lijuan	CHN	+0.046 Q
3	324	KARWACKA Marlena	POL	+0.154
4	296	NG Sze Wing	HKG	+0.203
				200m Time: 11.204
				Average Speed km/h: 64.263
Heat 4				
1	292	PROPSTER Alessa-Catriona	GER	Q
2	302	VECE Miriam	ITA	+0.014 Q
3	334	BILETSKA Alla	UKR	+0.150
4	273	CASAS ROIGE Helena	ESP	+0.182

Progression rule:

The first two riders in each heat qualify to the Quarterfinals.

LEGEND

Q Qualified

TITLE PARTNER		MAIN PARTNER		OFFICIAL PARTNER		OFFICIAL SUPPLIER	

Women's Keirin / Keirin femmes First Round Repechage / Repêchage premier tour Start List / Liste de départ

Sun 20 Oct 2024 - Race distance: 6 laps

Race Number	Name	NAT
Heat 1		
297	YEUNG Cho Yiu	HKG
307	MOHD ASRI Nurul Izzah Izzati	MAS
325	LOS Urszula	POL
Heat 2		
250	CLONAN Kristina	AUS
308	ROSIDI Anis Amira	MAS
320	van der PEET Steffie	NED
Heat 3		
265	WANG Lijuan	CHN
294	SCHNEIDER Clara	GER
296	NG Sze Wing	HKG
324	KARWACKA Marlena	POL
Heat 4		
273	CASAS ROIGE Helena	ESP
292	PROPSTER Alessa-Catriona	GER
302	VECE Miriam	ITA
334	BILETSKA Alla	UKR

Progression rule:

The first two riders in each heat qualify to the Quarterfinals.

<p>TITLE PARTNER</p> <p>TISSOT SWISS WATCHES SINCE 1853</p>	<p>MAIN PARTNER</p> <p>SHIMANO</p>	<p>OFFICIAL PARTNER</p> <p>Santini</p> <p>BigMat HOME OF BUILDERS</p>	<p>OFFICIAL SUPPLIER</p> <p>GRONBLÅ</p> <p>BORDING</p> <p>JESPER TORVEKØKKEN</p> <p>CSE</p> <p>ticketmaster</p>
<p>HOST PARTNER</p> <p>SPORT EVENT DENMARK</p>	<p>Ballerup Kommune</p>	<p>KOBENHAVNS CYKLEUNION</p> <p>DCU DANMARKS CYKLE UNION</p>	

Women's Keirin / Keirin femmes First Round / Premier tour Results / Résultats

Sun 20 Oct 2024 - Race distance: 6 laps

Rank	Race Number	Name	NAT	Time Behind
				200m Time: 11.056
				Average Speed km/h: 65.123
Heat 1				
1	268	BAYONA PINEDA Martha	COL	Q
2	305	UMEKAWA Fuko	JPN	+0.033 Q
3	307	MOHD ASRI Nurul Izzah Izzati	MAS	+0.094
4	250	CLONAN Kristina	AUS	+0.201
5	324	KARWACKA Marlena	POL	+1.564
				200m Time: 11.220
				Average Speed km/h: 64.171
Heat 2				
1	283	FINUCANE Emma	GBR	Q
2	251	McCAIG Alessia	AUS	+0.235 Q
3	320	van der PEET Steffie	NED	+0.444
4	294	SCHNEIDER Clara	GER	+0.520
5	302	VECE Miriam	ITA	+0.725
				200m Time: 11.054
				Average Speed km/h: 65.135
Heat 3				
1	319	van de WOUW Hetty	NED	Q
2	269	JABORNIKOVA Veronika	CZE	+0.298 Q
3	265	WANG Lijuan	CHN	+0.462
4	308	ROSIDI Anis Amira	MAS	+0.890
	292	PROPSTER Alessa-Catriona	GER	DNF
				200m Time: 11.298
				Average Speed km/h: 63.728
Heat 4				
1	279	GROS Mathilde	FRA	Q
2	304	SATO Mina	JPN	+0.019 Q
3	273	CASAS ROIGE Helena	ESP	+0.317
4	297	YEUNG Cho Yiu	HKG	+0.332
5	325	LOS Urszula	POL	+0.612

TITLE PARTNER SWISS WATCHES SINCE 1853	MAIN PARTNER 	OFFICIAL PARTNER 		OFFICIAL SUPPLIER JESPER TORVEKØKKEN
HOST PARTNER 				

Women's Keirin / Keirin femmes First Round / Premier tour Results / Résultats

Sun 20 Oct 2024 - Race distance: 6 laps

Rank	Race Number	Name	NAT	Time Behind
				200m Time: 10.894
				Average Speed km/h: 66.091
Heat 5				
1	285	MARCHANT Katy	GBR	Q
2	310	GAXIOLA GONZALEZ Luz Daniela	MEX	+0.112 Q
3	334	BILETSKA Alla	UKR	+0.208
4	296	NG Sze Wing	HKG	+1.008
	252	McGILL Molly	AUS	DNS

Progression rule:

The first two riders in each heat qualify to the Quarterfinals, all other riders advance to the Repechages.

LEGEND

DNF Did Not Finish **DNS** Did Not Start **Q** Qualified

TITLE PARTNER		MAIN PARTNER		OFFICIAL PARTNER		OFFICIAL SUPPLIER	
HOST PARTNER							

Women's Keirin / Keirin femmes First Round / Premier tour Start List / Liste de départ

Sun 20 Oct 2024 - Race distance: 6 laps

Race Number	Name	NAT
Heat 1		
250	CLONAN Kristina	AUS
268	BAYONA PINEDA Martha	COL
305	UMEKAWA Fuko	JPN
307	MOHD ASRI Nurul Izzah Izzati	MAS
324	KARWACKA Marlena	POL
Heat 2		
251	McCAIG Alessia	AUS
283	FINUCANE Emma	GBR
294	SCHNEIDER Clara	GER
302	VECE Miriam	ITA
320	van der PEET Steffie	NED
Heat 3		
265	WANG Lijuan	CHN
269	JABORNIKOVA Veronika	CZE
292	PROPSTER Alessa-Catriona	GER
308	ROSIDI Anis Amira	MAS
319	van de WOUW Hetty	NED
Heat 4		
273	CASAS ROIGE Helena	ESP
279	GROS Mathilde	FRA
297	YEUNG Cho Yiu	HKG
304	SATO Mina	JPN
325	LOS Urszula	POL

<p>TITLE PARTNER</p> <p>SWISS WATCHES SINCE 1853</p>	<p>MAIN PARTNER</p>	<p>OFFICIAL PARTNER</p> <p>HOME OF BUILDERS</p>	<p>OFFICIAL SUPPLIER</p>
<p>HOST PARTNER</p>		<p>DANMARKS CYKLE UNION</p>	

Women's Keirin / Keirin femmes First Round / Premier tour Start List / Liste de départ

Sun 20 Oct 2024 - Race distance: 6 laps

Race Number	Name	NAT
-------------	------	-----

Heat 5

252	McGILL Molly	AUS
285	MARCHANT Katy	GBR
296	NG Sze Wing	HKG
310	GAXIOLA GONZALEZ Luz Daniela	MEX
334	BILETSKA Alla	UKR

Progression rule:

The first two riders in each heat qualify to the Quarterfinals, all other riders advance to the Repechages.

<p>TITLE PARTNER</p> <p>TISSOT SWISS WATCHES SINCE 1853</p>	<p>MAIN PARTNER</p>	<p>OFFICIAL PARTNER</p> <p>HOME OF BUILDERS</p>	<p>OFFICIAL SUPPLIER</p>
<p>HOST PARTNER</p>		<p>DANMARKS CYKLE UNION</p>	

Women's 500m Time Trial / 500m Contre la montre femmes

Final Classification / Classement final

Sat 19 Oct 2024

World Record	32.268 SALAZAR Jessica	MEX Aguascalientes (MEX)	7 OCT 2016
---------------------	------------------------	--------------------------	------------

Rank	Race Number	Name	NAT	250m	Time 250-500	Average Speed km/h
GOLD	1	249 BURLAKOVA Iana	AIN	18.591 (1)	32.863 14.272 (5)	54.773
SILVER	2	282 CAPEWELL Sophie	GBR	19.040 (4)	33.010 13.970 (2)	54.529
BRONZE	3	285 MARCHANT Katy	GBR	18.906 (2)	33.119 14.213 (4)	54.349
	4	283 FINUCANE Emma	GBR	19.216 (6)	33.178 13.962 (1)	54.253
	5	268 BAYONA PINEDA Martha	COL	19.221 (7)	33.211 13.990 (3)	54.199
	6	250 CLONAN Kristina	AUS	18.967 (3)	33.247 14.280 (6)	54.140
	7	302 VECE Miriam	ITA	19.054 (5)	33.419 14.365 (7)	53.862
	8	261 JIANG Yulu	CHN	19.283 (8)	33.779 14.496 (8)	53.288
	9	251 McCAIG Alessia	AUS			
	10	315 KALEE Kimberly	NED			
	11	279 GROS Mathilde	FRA			
	12	294 SCHNEIDER Clara	GER			
	13	266 YUAN Liying	CHN			
	14	252 McGILL Molly	AUS			

TITLE PARTNER 		MAIN PARTNER 		OFFICIAL PARTNER 		OFFICIAL SUPPLIER 	
HOST PARTNER 							

Women's 500m Time Trial / 500m Contre la montre femmes

Final Classification / Classement final

Sat 19 Oct 2024

Rank	Race Number	Name	NAT	250m	Time 250-500	Average Speed km/h
15	316	LAMBERINK Kyra	NED			
16	326	PETRI Paulina	POL			
17	307	MOHD ASRI Nurul Izzah Izzati	MAS			
18	292	PROPSTER Alessa-Catriona	GER			
19	328	SEREMAK Nikola	POL			
20	312	SALAZAR VALLES Jessica	MEX			
21	204	VANHOVE Marith	BEL			
22	297	YEUNG Cho Yiu	HKG			
23	308	ROSIDI Anis Amira	MAS			

TITLE PARTNER 		MAIN PARTNER 		OFFICIAL PARTNER 		OFFICIAL SUPPLIER 	
HOST PARTNER 							



16-20 October 2024

Women's 500m Time Trial / 500m Contre la montre femmes Final / Finale Race Analysis / Analyse de la course

Heat 1					Heat 2				
261 JIANG Yulu - CHN					250 CLONAN Kristina - AUS				
Distance	Time	Rank	Lap Time	Lap	Distance	Time	Rank	Lap Time	Lap
125m	11.844	6			125m	11.577	2		
250m	19.283	8	19.283	1	250m	18.967	3	18.967	
375m	26.438	8			375m	26.056	4		
500m	33.779	8	14.496	2	500m	33.247	6	14.280	

Heat 3					Heat 4				
302 VECE Miriam - ITA					268 BAYONA PINEDA Martha - COL				
Distance	Time	Rank	Lap Time	Lap	Distance	Time	Rank	Lap Time	Lap
125m	11.718	4			125m	11.992	8		
250m	19.054	5	19.054	1	250m	19.221	7	19.221	
375m	26.120	5			375m	26.138	6		
500m	33.419	7	14.365	2	500m	33.211	5	13.990	

Heat 5					Heat 6				
283 FINUCANE Emma - GBR					285 MARCHANT Katy - GBR				
Distance	Time	Rank	Lap Time	Lap	Distance	Time	Rank	Lap Time	Lap
125m	11.940	7			125m	11.591	3		
250m	19.216	6	19.216	1	250m	18.906	2	18.906	
375m	26.149	7			375m	25.967	2		
500m	33.178	4	13.962	2	500m	33.119	3	14.213	

Heat 7					Heat 8				
282 CAPEWELL Sophie - GBR					249 BURLAKOVA Iana - RUS				
Distance	Time	Rank	Lap Time	Lap	Distance	Time	Rank	Lap Time	Lap
125m	11.775	5			125m	11.357	1		
250m	19.040	4	19.040	1	250m	18.591	1	18.591	
375m	25.975	3			375m	25.631	1		
500m	33.010	2	13.970	2	500m	32.863	1	14.272	

TITLE PARTNER		MAIN PARTNER		OFFICIAL PARTNER		OFFICIAL SUPPLIER	
HOST PARTNER							

Women's 500m Time Trial / 500m Contre la montre femmes Final / Finale Start List / Liste de départ

Sat 19 Oct 2024 - Race distance: 500m

World Record	32.268 SALAZAR Jessica	MEX	Aguascalientes (MEX)	7 OCT 2016
---------------------	------------------------	-----	----------------------	------------

Order	Race Number	Name	NAT	Time
1	261	JIANG Yulu	CHN	_____
2	250	CLONAN Kristina	AUS	_____
3	302	VECE Miriam	ITA	_____
4	268	BAYONA PINEDA Martha	COL	_____
5	283	FINUCANE Emma	GBR	_____
6	285	MARCHANT Katy	GBR	_____
7	282	CAPEWELL Sophie	GBR	_____
8	249	BURLAKOVA Iana	AIN	_____

TITLE PARTNER 		MAIN PARTNER 		OFFICIAL PARTNER 		OFFICIAL SUPPLIER 	
HOST PARTNER 							

Women's 500m Time Trial / 500m Contre la montre femmes

Results / Résultats

Sat 19 Oct 2024

World Record 32.268 SALAZAR Jessica MEX Aguascalientes (MEX) 7 OCT 2016

Rank	Race Number	Name	NAT	250m	Time 250-500	Average Speed km/h	
1	249	BURLAKOVA Iana	AIN	18.741 (1)	33.002 14.261 (10)	54.542	Q
2	282	CAPEWELL Sophie	GBR	19.075 (3)	33.013 13.938 (3)	54.524	Q
3	285	MARCHANT Katy	GBR	18.915 (2)	33.157 14.242 (9)	54.287	Q
4	283	FINUCANE Emma	GBR	19.277 (6)	33.189 13.912 (2)	54.235	Q
5	268	BAYONA PINEDA Martha	COL	19.314 (7)	33.210 13.896 (1)	54.201	Q
6	302	VECE Miriam	ITA	19.161 (4)	33.355 14.194 (6)	53.965	Q
7	250	CLONAN Kristina	AUS	19.317 (8)	33.362 14.045 (5)	53.954	Q
8	261	JIANG Yulu	CHN	19.167 (5)	33.368 14.201 (7)	53.944	Q
9	251	McCAIG Alessia	AUS	19.480 (12)	33.709 14.229 (8)	53.398	
10	315	KALEE Kimberly	NED	19.336 (9)	33.776 14.440 (13)	53.292	
11	279	GROS Mathilde	FRA	19.864 (16)	33.835 13.971 (4)	53.199	
12	294	SCHNEIDER Clara	GER	19.724 (14)	34.035 14.311 (11)	52.887	
13	266	YUAN Liying	CHN	19.931 (17)	34.271 14.340 (12)	52.523	
14	252	McGILL Molly	AUS	19.389 (10)	34.390 15.001 (20)	52.341	

TITLE PARTNER 		MAIN PARTNER 		OFFICIAL PARTNER 		OFFICIAL SUPPLIER 	
HOST PARTNER 							

Women's 500m Time Trial / 500m Contre la montre femmes

Results / Résultats

Sat 19 Oct 2024

Rank	Race Number	Name	NAT	250m	Time 250-500	Average Speed km/h
15	316	LAMBERINK Kyra	NED	19.416 (11)	34.398 14.982 (19)	52.329
16	326	PETRI Paulina	POL	19.844 (15)	34.458 14.614 (15)	52.238
17	307	MOHD ASRI Nurul Izzah Izzati	MAS	20.083 (21)	34.548 14.465 (14)	52.101
18	292	PROPSTER Alessa-Catriona	GER	19.956 (19)	34.779 14.823 (18)	51.755
19	328	SEREMAK Nikola	POL	20.014 (20)	34.806 14.792 (17)	51.715
20	312	SALAZAR VALLES Jessica	MEX	19.523 (13)	34.851 15.328 (22)	51.648
21	204	VANHOVE Marith	BEL	20.390 (22)	35.050 14.660 (16)	51.355
22	297	YEUNG Cho Yiu	HKG	19.934 (18)	35.335 15.401 (23)	50.941
23	308	ROSIDI Anis Amira	MAS	20.961 (23)	36.044 15.083 (21)	49.939

Progression rule:

Top 8 riders qualify for final.

LEGEND

Q Qualified

TITLE PARTNER 		MAIN PARTNER 		OFFICIAL PARTNER 		OFFICIAL SUPPLIER 	
HOST PARTNER 							

16-20 October 2024

Women's 500m Time Trial / 500m Contre la montre femmes

Race Analysis / Analyse de la course

Heat 1

328 SEREMAK Nikola - POL					Lap					
Distance	Time	Rank	Lap Time			Distance	Time	Rank	Lap Time	
125m	12.399	19			1	125m				
250m	20.014	20	20.014		2	250m				
375m	27.346	20				375m				
500m	34.806	19	14.792			500m				

Heat 2

283 FINUCANE Emma - GBR					Lap	279 GROS Mathilde - FRA				
Distance	Time	Rank	Lap Time			Distance	Time	Rank	Lap Time	
125m	12.014	11			1	125m	12.474	20		
250m	19.277	6	19.277		2	250m	19.864	16	19.864	
375m	26.173	4				375m	26.812	13		
500m	33.189	4	13.912			500m	33.835	11	13.971	

Heat 3

292 PROPSTER Alessa-Catriona - GER					Lap	249 BURLAKOVA Iana - RUS				
Distance	Time	Rank	Lap Time			Distance	Time	Rank	Lap Time	
125m	12.297	17			1	125m	11.486	1		
250m	19.956	19	19.956		2	250m	18.741	1	18.741	
375m	27.298	19				375m	25.775	1		
500m	34.779	18	14.823			500m	33.002	1	14.261	

Heat 4

204 VANHOVE Marith - BEL					Lap	308 ROSIDI Anis Amira - MAS				
Distance	Time	Rank	Lap Time			Distance	Time	Rank	Lap Time	
125m	12.729	22			1	125m	13.145	23		
250m	20.390	22	20.390		2	250m	20.961	23	20.961	
375m	27.725	22				375m	28.468	23		
500m	35.050	21	14.660			500m	36.044	23	15.083	

Heat 5

252 MCGILL Molly - AUS					Lap	326 PETRI Paulina - POL				
Distance	Time	Rank	Lap Time			Distance	Time	Rank	Lap Time	
125m	11.885	9			1	125m	12.206	15		
250m	19.389	10	19.389		2	250m	19.844	15	19.844	
375m	26.749	11				375m	27.131	17		
500m	34.390	14	15.001			500m	34.458	16	14.614	

Heat 6

261 JIANG Yulu - CHN					Lap	315 KALEE Kimberly - NED				
Distance	Time	Rank	Lap Time			Distance	Time	Rank	Lap Time	
125m	11.788	3			1	125m	11.841	5		
250m	19.167	5	19.167		2	250m	19.336	9	19.336	
375m	26.198	6				375m	26.541	9		
500m	33.368	8	14.201			500m	33.776	10	14.440	

TITLE PARTNER 		MAIN PARTNER 		OFFICIAL PARTNER 		OFFICIAL SUPPLIER 	
HOST PARTNER 							

16-20 October 2024

Women's 500m Time Trial / 500m Contre la montre femmes

Race Analysis / Analyse de la course

Heat 7

294 SCHNEIDER Clara - GER					251 McCAIG Alessia - AUS				
Distance	Time	Rank	Lap Time	Lap	Distance	Time	Rank	Lap Time	Lap
125m	12.197	14			125m	12.015	12		
250m	19.724	14	19.724	1	250m	19.480	12	19.480	
375m	26.851	14			375m	26.570	10		
500m	34.035	12	14.311	2	500m	33.709	9	14.229	

Heat 8

266 YUAN Liying - CHN					285 MARCHANT Katy - GBR				
Distance	Time	Rank	Lap Time	Lap	Distance	Time	Rank	Lap Time	Lap
125m	12.380	18			125m	11.612	2		
250m	19.931	17	19.931	1	250m	18.915	2	18.915	
375m	27.074	15			375m	25.977	2		
500m	34.271	13	14.340	2	500m	33.157	3	14.242	

Heat 9

312 SALAZAR VALLES Jessica - MEX					316 LAMBERINK Kyra - NED				
Distance	Time	Rank	Lap Time	Lap	Distance	Time	Rank	Lap Time	Lap
125m	11.863	6			125m	11.871	7		
250m	19.523	13	19.523	1	250m	19.416	11	19.416	
375m	27.074	15			375m	26.796	12		
500m	34.851	20	15.328	2	500m	34.398	15	14.982	

Heat 10

297 YEUNG Cho Yiu - HKG					282 CAPEWELL Sophie - GBR				
Distance	Time	Rank	Lap Time	Lap	Distance	Time	Rank	Lap Time	Lap
125m	12.236	16			125m	11.803	4		
250m	19.934	18	19.934	1	250m	19.075	3	19.075	
375m	27.497	21			375m	26.007	3		
500m	35.335	22	15.401	2	500m	33.013	2	13.938	

Heat 11

307 MOHD ASRI Nurul Izzah Izzati - MAS					302 VECE Miriam - ITA				
Distance	Time	Rank	Lap Time	Lap	Distance	Time	Rank	Lap Time	Lap
125m	12.521	21			125m	11.877	8		
250m	20.083	21	20.083	1	250m	19.161	4	19.161	
375m	27.263	18			375m	26.183	5		
500m	34.548	17	14.465	2	500m	33.355	6	14.194	

Heat 12

250 CLONAN Kristina - AUS					268 BAYONA PINEDA Martha - COL				
Distance	Time	Rank	Lap Time	Lap	Distance	Time	Rank	Lap Time	Lap
125m	11.959	10			125m	12.084	13		
250m	19.317	8	19.317	1	250m	19.314	7	19.314	
375m	26.294	8			375m	26.217	7		
500m	33.362	7	14.045	2	500m	33.210	5	13.896	

TITLE PARTNER		MAIN PARTNER		OFFICIAL PARTNER		OFFICIAL SUPPLIER	

16-20 October 2024

Communiqué no. 126

Women's 500m Time Trial / 500m Contre la montre femmes

Start List / Liste de départ

Sat 19 Oct 2024 - Race distance: 500m

World Record 32.268 SALAZAR Jessica MEX Aguascalientes (MEX) 7 OCT 2016

Heat	Race Number	Name	NAT	Time
1	328	SEREMAK Nikola	POL	_____
2	283	FINUCANE Emma	GBR	_____
	279	GROS Mathilde	FRA	_____
3	292	PROPSTER Alessa-Catriona	GER	_____
	249	BURLAKOVA Iana	AIN	_____
4	204	VANHOVE Marith	BEL	_____
	308	ROSIDI Anis Amira	MAS	_____
5	252	McGILL Molly	AUS	_____
	326	PETRI Paulina	POL	_____
6	261	JIANG Yulu	CHN	_____
	315	KALEE Kimberly	NED	_____
7	294	SCHNEIDER Clara	GER	_____
	251	McCAIG Alessia	AUS	_____
8	266	YUAN Liying	CHN	_____
	285	MARCHANT Katy	GBR	_____
9	312	SALAZAR VALLES Jessica	MEX	_____
	316	LAMBERINK Kyra	NED	_____
10	297	YEUNG Cho Yiu	HKG	_____
	282	CAPEWELL Sophie	GBR	_____
11	307	MOHD ASRI Nurul Izzah Izzati	MAS	_____
	302	VECE Miriam	ITA	_____
12	250	CLONAN Kristina	AUS	_____
	268	BAYONA PINEDA Martha	COL	_____

Progression rule:

Top 8 riders qualify for final.

TITLE PARTNER 		MAIN PARTNER 		OFFICIAL PARTNER 		OFFICIAL SUPPLIER 	
HOST PARTNER 							

Women's Team Pursuit / Poursuite par équipe femmes

Final Classification / Classement final

Thu 17 Oct 2024

World Record 4:04.242 GER - Germany Tokyo (JPN) 3 AUG 2021

Rank	NAT / Name	1000m	2000m 1000-2000	3000m 2000-3000	Time 3000-4000	Average Speed km/h
For Gold						
GOLD	1 GBR - Great Britain	1:06.766	2:06.816	3:06.769		
	280 ARCHIBALD Katie		1:00.050	59.953		
	281 BARKER Megan (X)					
	284 KNIGHT Josie					
	286 MORRIS Anna					
	215 ROBERTS Jessica (R)					
SILVER	2 GER - Germany	1:09.146	2:11.124	3:12.882	OVL	
	288 BRAUSSE Franziska		1:01.978	1:01.758		
	290 KLEIN Lisa					
	291 KROGER Mieke (X)					
	293 REISSNER Lena Charlotte					
	295 SUSSEMILCH Laura (R)					
For Bronze						
BRONZE	3 ITA - Italy	1:09.099	2:10.120			
	220 FIDANZA Martina		1:01.021			
	245 CONSONNI Chiara					
	300 ALZINI Martina					
	301 GUAZZINI Vittoria					
	221 PATERNOSTER Letizia (R)					
	4 CAN - Canada	1:10.258	2:15.179		OVL	
	205 PLANTE Lily		1:04.921			
	239 LYLYK Kiara (X)					
	256 BONHOMME Ariane					
	257 MAJENDIE Fiona					
Placed after First Round						
	5 POL - Poland					
	231 WANKIEWICZ Olga					
	248 LORKOWSKA Patrycja					
	327 PLOSAJ Nikol					
	329 SZCZESNA Martyna					
	230 TRACKA Maja (R)					

TITLE PARTNER		MAIN PARTNER		OFFICIAL PARTNER		OFFICIAL SUPPLIER	

Women's Team Pursuit / Poursuite par équipe femmes

Final Classification / Classement final

Thu 17 Oct 2024

Rank	NAT / Name	1000m	2000m 1000-2000	3000m 2000-3000	Time 3000-4000	Average Speed km/h
6	SUI - Switzerland					
	330 BURI Fabienne					
	331 LIECHTI Jasmin					
	332 LIEHNER Annika					
	333 SCHNEIDER Cybele					
7	BEL - Belgium					
	203 de CLERCQ Katrijn					
	204 VANHOVE Marith					
	253 HESTERS Helene					
	254 JOORIS Febe					
	CHN - China					DSQ
	206 ZHOU Menghan					
	259 CHEN Si					
	262 SUN Feiyan					
	264 WANG Hong					
	267 ZHANG Mingzhu		(R)			
<i>Did not qualify for First Round</i>						
9	ESP - Spain					
	272 ALBERT BOSCH Ainara					
	275 FERRERES NAVARRO Isabel					
	276 GARAU ROCA Marina					
	277 ISASI CRISTOBAL Ziortza					
10	MEX - Mexico					
	227 ACEVEDO MENDOZA Yareli					
	309 BONILLA ESCAPITE Jessica					
	311 GAXIOLA GONZALEZ Maria Antonieta					
	313 SALAZAR VAZQUEZ Lizbeth Yarely					

LEGEND

DSQ Disqualified **OVL** Overlapped **R** Replaced **X** Rider pulled out before the finish

TITLE PARTNER		MAIN PARTNER		OFFICIAL PARTNER		OFFICIAL SUPPLIER	



16-20 October 2024

Women's Team Pursuit / Poursuite par équipe femmes Finals / Finales Race Analysis / Analyse de la course

For Gold

Distance	GBR - Great Britain			Lap	Distance	GER - Germany		
	Time	Rank	Lap Time			Time	Rank	Lap Time
125m	14.167	1			125m	14.221	2	
250m	22.185	1	22.185	1	250m	22.792	2	22.792
375m	29.657	1			375m	30.805	2	
500m	37.026	1	14.841	2	500m	38.573	2	15.781
625m	44.488	1			625m	46.451	2	
750m	51.877	1	14.851	3	750m	53.992	2	15.419
875m	59.266	1			875m	1:01.513	2	
1000m	1:06.766	1	14.889	4	1000m	1:09.146	2	15.154
1125m	1:14.238	1			1125m	1:16.820	2	
1250m	1:21.773	1	15.007	5	1250m	1:24.594	2	15.448
1375m	1:29.422	1			1375m	1:32.293	2	
1500m	1:36.911	1	15.138	6	1500m	1:39.965	2	15.371
1625m	1:44.359	1			1625m	1:47.711	2	
1750m	1:51.820	1	14.909	7	1750m	1:55.629	2	15.664
1875m	1:59.375	1			1875m	2:03.402	2	
2000m	2:06.816	1	14.996	8	2000m	2:11.124	2	15.495
2125m	2:14.229	1			2125m	2:18.835	2	
2250m	2:21.741	1	14.925	9	2250m	2:26.524	2	15.400
2375m	2:29.369	1			2375m	2:34.259	2	
2500m	2:36.823	1	15.082	10	2500m	2:41.957	2	15.433
2625m	2:44.229	1			2625m	2:49.677	2	
2750m	2:51.748	1	14.925	11	2750m	2:57.343	2	15.386
2875m	2:59.219	1			2875m	3:05.027	2	
3000m	3:06.769	1	15.021	12	3000m	3:12.882	2	15.539
3125m	3:14.455	1			3125m	3:20.730	2	
3250m	3:21.951	1	15.182	13	3250m	3:28.769	2	15.887
3375m	3:29.431	1			3375m	3:36.471	2	
3500m	3:36.936	1	14.985	14	3500m	3:44.419	2	15.650
3625m	3:46.444	1			3625m	OVL		
3750m				15	3750m			
3875m					3875m			
4000m				16	4000m			

TITLE PARTNER 	MAIN PARTNER 	OFFICIAL PARTNER 		OFFICIAL SUPPLIER 	
HOST PARTNER 					

16-20 October 2024

Women's Team Pursuit / Poursuite par équipe femmes Finals / Finales Race Analysis / Analyse de la course

For Bronze

ITA - Italy				Lap	CAN - Canada			
Distance	Time	Rank	Lap Time		Distance	Time	Rank	Lap Time
125m	14.217	3			125m	14.516	4	
250m	22.576	3	22.576	1	250m	23.107	4	23.107
375m	30.392	3			375m	31.115	4	
500m	38.036	3	15.460	2	500m	38.894	4	15.787
625m	45.856	3			625m	46.659	4	
750m	53.477	3	15.441	3	750m	54.562	4	15.668
875m	1:01.226	3			875m	1:02.385	4	
1000m	1:09.099	3	15.622	4	1000m	1:10.258	4	15.696
1125m	1:16.863	3			1125m	1:18.160	4	
1250m	1:24.527	3	15.428	5	1250m	1:26.245	4	15.987
1375m	1:32.179	3			1375m	1:34.280	4	
1500m	1:39.884	3	15.357	6	1500m	1:42.337	4	16.092
1625m	1:47.415	3			1625m	1:50.580	4	
1750m	1:54.977	3	15.093	7	1750m	1:58.738	4	16.401
1875m	2:02.511	3			1875m	2:06.910	4	
2000m	2:10.120	3	15.143	8	2000m	2:15.179	4	16.441
2125m	2:17.692	3			2125m	2:23.267	4	
2250m	2:25.368	3	15.248	9	2250m	2:31.379	4	16.200
2375m	2:32.938	3			2375m	2:39.557	4	
2500m	2:40.715	3	15.347	10	2500m	2:47.913	4	16.534
2625m	2:48.432	3			2625m	2:57.112	4	
2750m	2:57.689	3	16.974	11	2750m	OVL		
2875m					2875m			
3000m				12	3000m			
3125m					3125m			
3250m				13	3250m			
3375m					3375m			
3500m				14	3500m			
3625m					3625m			
3750m				15	3750m			
3875m					3875m			
4000m				16	4000m			

LEGEND

OVL Overlapped

TITLE PARTNER		MAIN PARTNER		OFFICIAL PARTNER		OFFICIAL SUPPLIER	



16-20 October 2024

Communiqué no. 134 Rectificatif 2

Women's Team Pursuit / Poursuite par équipe femmes Finals / Finales Start List / Liste de départ

Thu 17 Oct 2024 - Race distance: 4km

World Record	4:04.242 GER - Germany	Tokyo (JPN)	3 AUG 2021
--------------	------------------------	-------------	------------

Heat	Race Number	NAT / Name	Time
For Bronze		ITA - Italy	
	220	FIDANZA Martina	
	245	CONSONNI Chiara	
	300	ALZINI Martina	
	301	GUAZZINI Vittoria	
		CAN - Canada	
	205	PLANTE Lily	
	239	LYLYK Kiara	
	256	BONHOMME Ariane	
	257	MAJENDIE Fiona	
For Gold		GBR - Great Britain	
	280	ARCHIBALD Katie	
	281	BARKER Megan	
	284	KNIGHT Josie	
	286	MORRIS Anna	
		GER - Germany	
	288	BRAUSSE Franziska	
	290	KLEIN Lisa	
	291	KROGER Mieke	
	293	REISSNER Lena Charlotte	

Note:

The composition of the teams may be subject to change up to 30 minutes before the start of the race.

<p>TITLE PARTNER</p> <p>TISSOT SWISS WATCHES SINCE 1853</p>	<p>MAIN PARTNER</p> <p>SHIMANO</p>	<p>OFFICIAL PARTNER</p> <p>Santini</p> <p>BigMat HOME OF BUILDERS</p>	<p>OFFICIAL SUPPLIER</p> <p>GRONBLÅ</p> <p>BORDING</p> <p>JESPER TORVEKØKKEN</p> <p>CSE</p> <p>ticketmaster</p>
<p>HOST PARTNER</p> <p>SPORT EVENT DENMARK</p>	<p>Ballerup Kommune</p>	<p>KOBENHAVNS CYKEL UNION</p> <p>DCU DANMARKS CYKLE UNION</p>	



16-20 October 2024

Communiqué no. 133 Rectificatif 1

Women's Team Pursuit / Poursuite par équipe femmes First Round / Premier tour Results / Résultats

Thu 17 Oct 2024 - Race distance: 4km

World Record	4:04.242 GER - Germany	Tokyo (JPN)	3 AUG 2021
---------------------	------------------------	-------------	------------

Heat	Rank	NAT / Name	1000m	2000m 1000-2000	3000m 2000-3000	Time 3000-4000	Average Speed km/h	
1	1	CAN - Canada	1:09.851	2:13.681	3:16.936	4:21.095	55.152	QB
		205 PLANTE Lily		1:03.830	1:03.255	1:04.159		
		239 LYLYK Kiara	(X)					
		256 BONHOMME Ariane						
		257 MAJENDIE Fiona						
	2	BEL - Belgium	1:09.844	2:13.153	3:16.781	4:22.511	54.855	
		203 de CLERCQ Katrijn		1:03.309	1:03.628	1:05.730		
		204 VANHOVE Marith	(X)					
		253 HESTERS Helene						
		254 JOORIS Febe						
2	1	POL - Poland	1:09.418	2:12.615	3:17.113	4:21.930	54.977	
		231 WANKIEWICZ Olga		1:03.197	1:04.498	1:04.817		
		248 LORKOWSKA Patrycja						
		327 PLOSAJ Nikol						
		329 SZCZESNA Martyna	(X)					
	2	SUI - Switzerland	1:11.038	2:14.352	3:18.810	4:22.472	54.863	
		330 BURI Fabienne		1:03.314	1:04.458	1:03.662		
		331 LIECHTI Jasmin						
		332 LIEHNER Annika						
		333 SCHNEIDER Cybele	(X)					
3	1	GER - Germany	1:08.780	2:10.117	3:10.982	4:11.602	57.233	QG
		288 BRAUSSE Franziska		1:01.337	1:00.865	1:00.620		
		290 KLEIN Lisa						
		291 KROGER Mieke	(X)					
		295 SUSSEMILCH Laura						
	2	ITA - Italy	1:07.075	2:07.077	3:09.076	4:12.467	57.037	QB
		221 PATERNOSTER Letizia		1:00.002	1:01.999	1:03.391		
		245 CONSONNI Chiara						
		300 ALZINI Martina	(X)					
		301 GUAZZINI Vittoria						

TITLE PARTNER		MAIN PARTNER		OFFICIAL PARTNER		OFFICIAL SUPPLIER	

16-20 October 2024

Communiqué no. 133 Rectificatif 1

Women's Team Pursuit / Poursuite par équipe femmes First Round / Premier tour Results / Résultats

Thu 17 Oct 2024 - Race distance: 4km

Heat	Rank	NAT / Name	1000m	2000m 1000-2000	3000m 2000-3000	Time 3000-4000	Average Speed km/h
4	1	GBR - Great Britain	1:06.680	2:06.668			QG
		215 ROBERTS Jessica (X)		59.988			
		280 ARCHIBALD Katie					
		284 KNIGHT Josie					
		286 MORRIS Anna					
		CHN - China				DSQ	
		206 ZHOU Menghan					
		259 CHEN Si					
		262 SUN Feiyan (X)					
		264 WANG Hong					

Progression rule:

The winners of heats 3 and 4 in the First round ride the final for the gold and silver medals.
The remaining six teams will be ranked by their times in the First round and will be paired as follows:
The two fastest teams ride the final for the bronze medal.

CHN - China

Has been disqualified Art 3.2.097
A été disqualifié(e) Art 3.2.097

LEGEND

DSQ Disqualified **QB** Qualified for Bronze **QG** Qualified for Gold **X** Rider pulled out before the finish

TITLE PARTNER		MAIN PARTNER		OFFICIAL PARTNER		OFFICIAL SUPPLIER	



16-20 October 2024

Women's Team Pursuit / Poursuite par équipe femmes First Round / Premier tour Race Analysis / Analyse de la course

Heat 1

CAN - Canada					BEL - Belgium				
Distance	Time	Rank	Lap Time	Lap	Distance	Time	Rank	Lap Time	
125m	14.512	2			125m	14.174	1		
250m	23.148	2	23.148	1	250m	22.406	1	22.406	
375m	31.122	2			375m	30.108	1		
500m	38.824	2	15.676	2	500m	37.820	1	15.414	
625m	46.510	2			625m	45.828	1		
750m	54.356	2	15.532	3	750m	53.739	1	15.919	
875m	1:02.111	2			875m	1:01.738	1		
1000m	1:09.851	2	15.495	4	1000m	1:09.844	1	16.105	
1125m	1:17.689	1			1125m	1:17.781	2		
1250m	1:25.715	2	15.864	5	1250m	1:25.634	1	15.790	
1375m	1:33.762	2			1375m	1:33.538	1		
1500m	1:41.861	2	16.146	6	1500m	1:41.568	1	15.934	
1625m	1:49.777	2			1625m	1:49.419	1		
1750m	1:57.696	2	15.835	7	1750m	1:57.272	1	15.704	
1875m	2:05.606	2			1875m	2:05.287	1		
2000m	2:13.681	2	15.985	8	2000m	2:13.153	1	15.881	
2125m	2:21.505	2			2125m	2:20.989	1		
2250m	2:29.346	2	15.665	9	2250m	2:28.783	1	15.630	
2375m	2:37.254	2			2375m	2:36.889	1		
2500m	2:45.140	2	15.794	10	2500m	2:44.807	1	16.024	
2625m	2:53.084	2			2625m	2:52.733	1		
2750m	3:01.172	2	16.032	11	2750m	3:00.659	1	15.852	
2875m	3:09.073	2			2875m	3:08.809	1		
3000m	3:16.936	2	15.764	12	3000m	3:16.781	1	16.122	
3125m	3:24.825	2			3125m	3:24.771	1		
3250m	3:32.754	2	15.818	13	3250m	3:32.741	1	15.960	
3375m	3:40.794	1			3375m	3:41.004	2		
3500m	3:49.043	1	16.289	14	3500m	3:49.230	2	16.489	
3625m	3:57.150	1			3625m	3:57.622	2		
3750m	4:05.308	1	16.265	15	3750m	4:06.161	2	16.931	
3875m	4:13.240	1			3875m	4:14.344	2		
4000m	4:21.095	1	15.787	16	4000m	4:22.511	2	16.350	

TITLE PARTNER		MAIN PARTNER		OFFICIAL PARTNER		OFFICIAL SUPPLIER	



16-20 October 2024

Women's Team Pursuit / Poursuite par équipe femmes First Round / Premier tour Race Analysis / Analyse de la course

Heat 2

SUI - Switzerland					POL - Poland				
Distance	Time	Rank	Lap Time	Lap	Distance	Time	Rank	Lap Time	
125m	14.645	2			125m	14.067	1		
250m	23.249	2	23.249	1	250m	22.540	1	22.540	
375m	31.322	2			375m	30.495	1		
500m	39.182	2	15.933	2	500m	38.265	1	15.725	
625m	47.173	2			625m	46.157	1		
750m	55.049	2	15.867	3	750m	53.923	1	15.658	
875m	1:02.957	2			875m	1:01.661	1		
1000m	1:11.038	2	15.989	4	1000m	1:09.418	1	15.495	
1125m	1:18.828	2			1125m	1:17.366	1		
1250m	1:26.592	2	15.554	5	1250m	1:25.215	1	15.797	
1375m	1:34.414	2			1375m	1:33.229	1		
1500m	1:42.416	2	15.824	6	1500m	1:41.073	1	15.858	
1625m	1:50.292	2			1625m	1:49.074	1		
1750m	1:58.263	2	15.847	7	1750m	1:56.920	1	15.847	
1875m	2:06.212	2			1875m	2:04.795	1		
2000m	2:14.352	2	16.089	8	2000m	2:12.615	1	15.695	
2125m	2:22.306	2			2125m	2:20.605	1		
2250m	2:30.129	2	15.777	9	2250m	2:28.517	1	15.902	
2375m	2:38.156	2			2375m	2:36.680	1		
2500m	2:46.150	2	16.021	10	2500m	2:44.634	1	16.117	
2625m	2:54.285	2			2625m	2:52.829	1		
2750m	3:02.442	2	16.292	11	2750m	3:00.839	1	16.205	
2875m	3:10.771	2			2875m	3:09.030	1		
3000m	3:18.810	2	16.368	12	3000m	3:17.113	1	16.274	
3125m	3:26.827	2			3125m	3:25.417	1		
3250m	3:34.820	2	16.010	13	3250m	3:33.562	1	16.449	
3375m	3:42.866	2			3375m	3:41.807	1		
3500m	3:51.062	2	16.242	14	3500m	3:49.680	1	16.118	
3625m	3:58.902	2			3625m	3:57.625	1		
3750m	4:06.749	2	15.687	15	3750m	4:05.819	1	16.139	
3875m	4:14.564	2			3875m	4:13.729	1		
4000m	4:22.472	2	15.723	16	4000m	4:21.930	1	16.111	

TITLE PARTNER		MAIN PARTNER		OFFICIAL PARTNER		OFFICIAL SUPPLIER	

16-20 October 2024

Women's Team Pursuit / Poursuite par équipe femmes First Round / Premier tour Race Analysis / Analyse de la course

Heat 3

ITA - Italy					GER - Germany				
Distance	Time	Rank	Lap Time	Lap	Distance	Time	Rank	Lap Time	
125m	13.838	1			125m	14.021	2		
250m	21.904	1	21.904	1	250m	22.468	2	22.468	
375m	29.494	1			375m	30.385	2		
500m	36.930	1	15.026	2	500m	38.162	2	15.694	
625m	44.450	1			625m	46.045	2		
750m	51.953	1	15.023	3	750m	53.613	2	15.451	
875m	59.434	1			875m	1:01.208	2		
1000m	1:07.075	1	15.122	4	1000m	1:08.780	2	15.167	
1125m	1:14.581	1			1125m	1:16.382	2		
1250m	1:22.075	1	15.000	5	1250m	1:24.128	2	15.348	
1375m	1:29.692	1			1375m	1:31.776	2		
1500m	1:37.131	1	15.056	6	1500m	1:39.387	2	15.259	
1625m	1:44.516	1			1625m	1:47.062	2		
1750m	1:51.964	1	14.833	7	1750m	1:54.850	2	15.463	
1875m	1:59.421	1			1875m	2:02.497	2		
2000m	2:07.077	1	15.113	8	2000m	2:10.117	2	15.267	
2125m	2:14.549	1			2125m	2:17.734	2		
2250m	2:22.000	1	14.923	9	2250m	2:25.322	2	15.205	
2375m	2:29.619	1			2375m	2:32.898	2		
2500m	2:37.250	1	15.250	10	2500m	2:40.489	2	15.167	
2625m	2:45.080	1			2625m	2:48.055	2		
2750m	2:53.125	1	15.875	11	2750m	2:55.663	2	15.174	
2875m	3:01.063	1			2875m	3:03.261	2		
3000m	3:09.076	1	15.951	12	3000m	3:10.982	2	15.319	
3125m	3:17.042	1			3125m	3:18.635	2		
3250m	3:24.875	1	15.799	13	3250m	3:26.425	2	15.443	
3375m	3:32.659	1			3375m	3:33.976	2		
3500m	3:40.470	1	15.595	14	3500m	3:41.487	2	15.062	
3625m	3:48.230	1			3625m	3:49.017	2		
3750m	3:56.281	1	15.811	15	3750m	3:56.523	2	15.036	
3875m	4:04.330	2			3875m	4:04.034	1		
4000m	4:12.467	2	16.186	16	4000m	4:11.602	1	15.079	

TITLE PARTNER		MAIN PARTNER		OFFICIAL PARTNER		OFFICIAL SUPPLIER	
HOST PARTNER							

16-20 October 2024

Women's Team Pursuit / Poursuite par équipe femmes First Round / Premier tour Race Analysis / Analyse de la course

Heat 4

GBR - Great Britain				Lap	CHN - China			
Distance	Time	Rank	Lap Time		Distance	Time	Rank	Lap Time
125m	14.122	1			125m	14.130	2	
250m	22.163	1	22.163	1	250m	22.471	2	22.471
375m	29.561	1			375m	30.365	2	
500m	36.768	1	14.605	2	500m	38.180	2	15.709
625m	44.144	1			625m	46.070	2	
750m	51.531	1	14.763	3	750m	53.785	2	15.605
875m	59.019	1			875m	1:01.690	2	
1000m	1:06.680	1	15.149	4	1000m	1:09.547	2	15.762
1125m	1:14.178	1			1125m	1:17.470	2	
1250m	1:21.672	1	14.992	5	1250m	1:25.447	2	15.900
1375m	1:29.222	1			1375m	1:33.239	2	
1500m	1:36.672	1	15.000	6	1500m	1:41.033	2	15.586
1625m	1:44.104	1			1625m	1:49.044	2	
1750m	1:51.686	1	15.014	7	1750m	1:56.840	2	15.807
1875m	1:59.101	1			1875m	2:04.829	2	
2000m	2:06.668	1	14.982	8	2000m	2:12.651	2	15.811
2125m	2:14.144	1			2125m	2:20.520	2	
2250m	2:21.649	1	14.981	9	2250m	2:28.557	2	15.906
2375m	2:29.275	1			2375m	2:36.523	2	
2500m	2:39.107	1	17.458	10	2500m	2:44.501	2	15.944
2625m					2625m	2:52.651	1	
2750m				11	2750m	3:01.093	1	16.592
2875m					2875m	3:09.417	1	
3000m				12	3000m	3:17.887	1	16.794
3125m					3125m	3:25.980	1	
3250m				13	3250m	3:33.979	1	16.092
3375m					3375m	3:42.173	1	
3500m				14	3500m	3:50.397	1	16.418
3625m					3625m	3:58.877	1	
3750m				15	3750m	4:07.728	1	17.331
3875m					3875m	4:16.284	1	
4000m				16	4000m	4:25.177	2	17.449

TITLE PARTNER 	MAIN PARTNER 	OFFICIAL PARTNER 		OFFICIAL SUPPLIER 	
HOST PARTNER 					



16-20 October 2024

Communiqué no. 132 Rectificatif 1

Women's Team Pursuit / Poursuite par équipe femmes First Round / Premier tour Start List / Liste de départ

Thu 17 Oct 2024 - Race distance: 4km

World Record	4:04.242 GER - Germany	Tokyo (JPN)	3 AUG 2021
--------------	------------------------	-------------	------------

Heat	Race Number	NAT / Name	Time
1		CAN - Canada	
	205	PLANTE Lily	
	239	LYLYK Kiara	
	256	BONHOMME Ariane	
	257	MAJENDIE Fiona	
		BEL - Belgium	
	203	de CLERCQ Katrijn	
	204	VANHOVE Marith	
	253	HESTERS Helene	
	254	JOORIS Febe	
2		SUI - Switzerland	
	330	BURI Fabienne	
	331	LIECHTI Jasmin	
	332	LIEHNER Annika	
	333	SCHNEIDER Cybele	
		POL - Poland	
	231	WANKIEWICZ Olga	
	248	LORKOWSKA Patrycja	
	327	PLOSAJ Nikol	
	329	SZCZESNA Martyna	

TITLE PARTNER		MAIN PARTNER		OFFICIAL PARTNER		OFFICIAL SUPPLIER	



16-20 October 2024

Communiqué no. 132 Rectificatif 1

Women's Team Pursuit / Poursuite par équipe femmes First Round / Premier tour Start List / Liste de départ

Thu 17 Oct 2024 - Race distance: 4km

Heat	Race Number	NAT / Name	Time
3		ITA - Italy	
	221	PATERNOSTER Letizia	
	245	CONSONNI Chiara	
	300	ALZINI Martina	
	301	GUAZZINI Vittoria	
		GER - Germany	
	288	BRAUSSE Franziska	
	290	KLEIN Lisa	
	291	KROGER Mieke	
	295	SUSSEMILCH Laura	

TITLE PARTNER 	MAIN PARTNER 	OFFICIAL PARTNER 		OFFICIAL SUPPLIER
HOST PARTNER 				

Women's Team Pursuit / Poursuite par équipe femmes First Round / Premier tour Start List / Liste de départ

Thu 17 Oct 2024 - Race distance: 4km

Heat	Race Number	NAT / Name	Time
4		GBR - Great Britain	
	215	ROBERTS Jessica	
	280	ARCHIBALD Katie	
	284	KNIGHT Josie	
	286	MORRIS Anna	
		CHN - China	
	206	ZHOU Menghan	
	262	SUN Feiyan	
	264	WANG Hong	
	259	CHEN Si	

Progression rule:

The winners of heats 3 and 4 in the First round ride the final for the gold and silver medals.

The remaining six teams will be ranked by their times in the First round and will be paired as follows:

The two fastest teams ride the final for the bronze medal.

Note:

The composition of the teams may be subject to change up to 30 minutes before the start of the race.

TITLE PARTNER		MAIN PARTNER		OFFICIAL PARTNER		OFFICIAL SUPPLIER	

16-20 October 2024

Communiqué no. 131

Women's Team Pursuit / Poursuite par équipe femmes Qualifying / Qualifications Results / Résultats

Wed 16 Oct 2024 - Race distance: 4km

World Record 4:04.242 GER - Germany Tokyo (JPN) 3 AUG 2021

Rank	NAT / Name	1000m	2000m 1000-2000	3000m 2000-3000	Time 3000-4000	Average Speed km/h	
1	GBR - Great Britain	1:07.909 (1)	2:09.066 (1)	3:09.982 (1)	4:11.868	57.173	Q
	280 ARCHIBALD Katie		1:01.157 (2)	1:00.916 (1)	1:01.886 (1)		
	281 BARKER Megan (X)						
	284 KNIGHT Josie						
	286 MORRIS Anna						
2	ITA - Italy	1:09.425 (2)	2:10.329 (2)	3:12.047 (2)	4:14.788	56.518	Q
	220 FIDANZA Martina (X)		1:00.904 (1)	1:01.718 (2)	1:02.741 (3)		
	221 PATERNOSTER Letizia						
	245 CONSONNI Chiara						
	301 GUAZZINI Vittoria						
3	GER - Germany	1:09.948 (4)	2:12.245 (3)	3:14.620 (3)	4:16.823	56.070	Q
	288 BRAUSSE Franziska		1:02.297 (3)	1:02.375 (3)	1:02.203 (2)		
	290 KLEIN Lisa						
	291 KROGER Mieke (X)						
	295 SUSSEMILCH Laura						
4	CHN - China	1:10.515 (5)	2:14.724 (5)	3:18.966 (5)	4:24.807	54.379	Q
	206 ZHOU Menghan		1:04.209 (6)	1:04.242 (5)	1:05.841 (6)		
	262 SUN Feiyan (X)						
	264 WANG Hong						
	267 ZHANG Mingzhu						
5	SUI - Switzerland	1:12.179 (8)	2:16.232 (8)	3:21.369 (7)	4:25.168	54.305	Q
	330 BURI Fabienne		1:04.053 (4)	1:05.137 (6)	1:03.799 (4)		
	331 LIECHTI Jasmin						
	332 LIEHNER Annika						
	333 SCHNEIDER Cybele (X)						
6	CAN - Canada	1:10.759 (6)	2:15.367 (6)	3:19.416 (6)	4:25.532	54.231	Q
	205 PLANTE Lily		1:04.608 (7)	1:04.049 (4)	1:06.116 (7)		
	239 LYLYK Kiara (X)						
	256 BONHOMME Ariane						
	257 MAJENDIE Fiona						
7	BEL - Belgium	1:11.199 (7)	2:16.008 (7)	3:21.698 (8)	4:27.205	53.891	Q
	203 de CLERCQ Katrijn		1:04.809 (8)	1:05.690 (8)	1:05.507 (5)		
	204 VANHOVE Marith (X)						
	253 HESTERS Helene						
	254 JOORIS Febe						

TITLE PARTNER		MAIN PARTNER		OFFICIAL PARTNER		OFFICIAL SUPPLIER	

Women's Team Pursuit / Poursuite par équipe femmes Qualifying / Qualifications Results / Résultats

Wed 16 Oct 2024 - Race distance: 4km

Rank	NAT / Name	1000m	2000m 1000-2000	3000m 2000-3000	Time 3000-4000	Average Speed km/h	
8	POL - Poland	1:09.565 (3)	2:13.621 (4)	3:18.831 (4)	4:27.887	53.754	Q
	230 TRACKA Maja		1:04.056 (5)	1:05.210 (7)	1:09.056 (10)		
	231 WANKIEWICZ Olga						
	327 PLOSAJ Nikol	(X)					
9	ESP - Spain	1:12.266 (9)	2:17.109 (9)	3:23.737 (9)	4:30.118	53.310	
	272 ALBERT BOSCH Ainara		1:04.843 (9)	1:06.628 (9)	1:06.381 (8)		
	275 FERRERES NAVARRO Isabel						
	276 GARAU ROCA Marina						
10	MEX - Mexico	1:14.418 (10)	2:20.296 (10)	3:28.285 (10)	4:36.906	52.003	
	227 ACEVEDO MENDOZA Yareli		1:05.878 (10)	1:07.989 (10)	1:08.621 (9)		
	309 BONILLA ESCAPITE Jessica	(X)					
	311 GAXIOLA GONZALEZ Maria Antonieta						
313 SALAZAR VAZQUEZ Lizbeth Yarely							

Progression rule:

The eight fastest teams will qualify and be matched in the First Round as follows:

The 6th fastest team against the 7th fastest team.

The 5th fastest team against the 8th fastest team.

The 2nd fastest team against the 3rd fastest team.

The fastest team against the 4th fastest team.

LEGEND

Q Qualified X Rider pulled out before the finish

TITLE PARTNER		MAIN PARTNER		OFFICIAL PARTNER		OFFICIAL SUPPLIER	



16-20 October 2024

Women's Team Pursuit / Poursuite par équipe femmes Qualifying / Qualifications Race Analysis / Analyse de la course

Heat 1					Heat 2				
Distance	MEX - Mexico Time	Rank	Lap Time	Lap	Distance	POL - Poland Time	Rank	Lap Time	
125m	15.496	10			125m	14.325	4		
250m	24.329	10	24.329	1	250m	22.722	3	22.722	
375m	32.747	10			375m	30.646	2		
500m	41.045	10	16.716	2	500m	38.351	2	15.629	
625m	49.500	10			625m	46.202	3		
750m	57.797	10	16.752	3	750m	53.962	3	15.611	
875m	1:06.106	10			875m	1:01.767	3		
1000m	1:14.418	10	16.621	4	1000m	1:09.565	3	15.603	
1125m	1:22.873	10			1125m	1:17.556	3		
1250m	1:31.073	10	16.655	5	1250m	1:25.422	3	15.857	
1375m	1:39.296	10			1375m	1:33.489	3		
1500m	1:47.462	10	16.389	6	1500m	1:41.377	4	15.955	
1625m	1:55.741	10			1625m	1:49.510	4		
1750m	2:03.929	10	16.467	7	1750m	1:57.504	4	16.127	
1875m	2:12.101	10			1875m	2:05.571	4		
2000m	2:20.296	10	16.367	8	2000m	2:13.621	4	16.117	
2125m	2:28.768	10			2125m	2:21.892	4		
2250m	2:37.207	10	16.911	9	2250m	2:30.057	4	16.436	
2375m	2:45.774	10			2375m	2:38.336	4		
2500m	2:54.189	10	16.982	10	2500m	2:46.432	4	16.375	
2625m	3:02.584	10			2625m	2:54.390	4		
2750m	3:11.230	10	17.041	11	2750m	3:02.323	4	15.891	
2875m	3:19.741	10			2875m	3:10.379	4		
3000m	3:28.285	10	17.055	12	3000m	3:18.831	4	16.508	
3125m	3:36.733	10			3125m	3:27.381	5		
3250m	3:45.154	10	16.869	13	3250m	3:35.706	5	16.875	
3375m	3:53.704	10			3375m	3:44.301	6		
3500m	4:02.217	10	17.063	14	3500m	3:53.138	6	17.432	
3625m	4:10.907	10			3625m	4:01.833	7		
3750m	4:19.679	10	17.462	15	3750m	4:10.728	7	17.590	
3875m	4:28.287	10			3875m	4:19.243	8		
4000m	4:36.906	10	17.227	16	4000m	4:27.887	8	17.159	

TITLE PARTNER 		MAIN PARTNER 		OFFICIAL PARTNER 		OFFICIAL SUPPLIER 			
HOST PARTNER 									



16-20 October 2024

Women's Team Pursuit / Poursuite par équipe femmes Qualifying / Qualifications Race Analysis / Analyse de la course

Heat 3					Heat 4				
Distance	SUI - Switzerland Time	Rank	Lap Time	Lap	Distance	ESP - Spain Time	Rank	Lap Time	
125m	14.834	8			125m	15.064	9		
250m	23.615	8	23.615	1	250m	23.867	9	23.867	
375m	31.811	8			375m	32.011	9		
500m	39.752	8	16.137	2	500m	39.949	9	16.082	
625m	47.877	8			625m	48.042	9		
750m	55.921	8	16.169	3	750m	55.999	9	16.050	
875m	1:04.077	9			875m	1:03.991	8		
1000m	1:12.179	8	16.258	4	1000m	1:12.266	9	16.267	
1125m	1:20.532	9			1125m	1:20.236	8		
1250m	1:28.573	9	16.394	5	1250m	1:28.230	8	15.964	
1375m	1:36.511	9			1375m	1:36.278	8		
1500m	1:44.370	8	15.797	6	1500m	1:44.473	9	16.243	
1625m	1:52.348	8			1625m	1:52.580	9		
1750m	2:00.221	8	15.851	7	1750m	2:00.666	9	16.193	
1875m	2:08.184	8			1875m	2:08.794	9		
2000m	2:16.232	8	16.011	8	2000m	2:17.109	9	16.443	
2125m	2:24.462	8			2125m	2:25.225	9		
2250m	2:32.408	8	16.176	9	2250m	2:33.290	9	16.181	
2375m	2:40.257	7			2375m	2:41.362	9		
2500m	2:48.258	7	15.850	10	2500m	2:49.707	9	16.417	
2625m	2:56.344	7			2625m	2:58.066	9		
2750m	3:04.592	7	16.334	11	2750m	3:06.472	9	16.765	
2875m	3:12.935	7			2875m	3:15.013	9		
3000m	3:21.369	7	16.777	12	3000m	3:23.737	9	17.265	
3125m	3:29.420	7			3125m	3:32.034	9		
3250m	3:37.414	7	16.045	13	3250m	3:40.178	9	16.441	
3375m	3:45.361	7			3375m	3:48.351	9		
3500m	3:53.456	7	16.042	14	3500m	3:56.568	9	16.390	
3625m	4:01.322	6			3625m	4:04.964	9		
3750m	4:09.223	6	15.767	15	3750m	4:13.462	9	16.894	
3875m	4:17.158	6			3875m	4:21.755	9		
4000m	4:25.168	5	15.945	16	4000m	4:30.118	9	16.656	

TITLE PARTNER 		MAIN PARTNER 		OFFICIAL PARTNER 		OFFICIAL SUPPLIER 	
HOST PARTNER 							

16-20 October 2024

Women's Team Pursuit / Poursuite par équipe femmes Qualifying / Qualifications Race Analysis / Analyse de la course

Heat 5					Heat 6				
Distance	CHN - China		Lap Time	Lap	Distance	BEL - Belgium		Lap Time	
	Time	Rank				Time	Rank		
125m	14.295	3			125m	14.658	7		
250m	22.718	2	22.718	1	250m	23.219	6	23.219	
375m	30.720	3			375m	31.174	6		
500m	38.695	5	15.977	2	500m	39.035	6	15.816	
625m	46.699	5			625m	47.135	7		
750m	54.583	5	15.888	3	750m	55.103	7	16.068	
875m	1:02.648	5			875m	1:03.163	7		
1000m	1:10.515	5	15.932	4	1000m	1:11.199	7	16.096	
1125m	1:18.381	5			1125m	1:19.448	7		
1250m	1:26.434	5	15.919	5	1250m	1:27.533	7	16.334	
1375m	1:34.409	5			1375m	1:35.531	7		
1500m	1:42.404	5	15.970	6	1500m	1:43.496	7	15.963	
1625m	1:50.538	5			1625m	1:51.656	7		
1750m	1:58.527	5	16.123	7	1750m	1:59.713	7	16.217	
1875m	2:06.698	5			1875m	2:07.770	7		
2000m	2:14.724	5	16.197	8	2000m	2:16.008	7	16.295	
2125m	2:22.881	5			2125m	2:24.138	7		
2250m	2:30.758	5	16.034	9	2250m	2:32.308	7	16.300	
2375m	2:38.594	5			2375m	2:40.504	8		
2500m	2:46.625	5	15.867	10	2500m	2:48.795	8	16.487	
2625m	2:54.617	5			2625m	2:57.026	8		
2750m	3:02.735	5	16.110	11	2750m	3:05.237	8	16.442	
2875m	3:10.984	5			2875m	3:13.489	8		
3000m	3:18.966	5	16.231	12	3000m	3:21.698	8	16.461	
3125m	3:27.115	4			3125m	3:30.050	8		
3250m	3:35.412	4	16.446	13	3250m	3:38.139	8	16.441	
3375m	3:43.380	4			3375m	3:46.195	8		
3500m	3:51.475	4	16.063	14	3500m	3:54.230	8	16.091	
3625m	3:59.616	4			3625m	4:02.533	8		
3750m	4:07.946	4	16.471	15	3750m	4:10.733	8	16.503	
3875m	4:16.280	4			3875m	4:19.100	7		
4000m	4:24.807	4	16.861	16	4000m	4:27.205	7	16.472	

TITLE PARTNER 	MAIN PARTNER 	OFFICIAL PARTNER 		OFFICIAL SUPPLIER
HOST PARTNER 				



16-20 October 2024

Women's Team Pursuit / Poursuite par équipe femmes Qualifying / Qualifications Race Analysis / Analyse de la course

Heat 7					Heat 8				
Distance	CAN - Canada		Lap Time	Lap	Distance	GER - Germany		Lap Time	
	Time	Rank				Time	Rank		
125m	14.564	6			125m	14.165	1		
250m	23.224	7	23.224	1	250m	22.732	4	22.732	
375m	31.303	7			375m	30.785	5		
500m	39.175	7	15.951	2	500m	38.644	4	15.912	
625m	47.033	6			625m	46.650	4		
750m	55.037	6	15.862	3	750m	54.457	4	15.813	
875m	1:02.906	6			875m	1:02.222	4		
1000m	1:10.759	6	15.722	4	1000m	1:09.948	4	15.491	
1125m	1:18.635	6			1125m	1:17.781	4		
1250m	1:26.742	6	15.983	5	1250m	1:25.758	4	15.810	
1375m	1:34.752	6			1375m	1:33.523	4		
1500m	1:42.993	6	16.251	6	1500m	1:41.210	3	15.452	
1625m	1:51.063	6			1625m	1:48.941	3		
1750m	1:59.129	6	16.136	7	1750m	1:56.802	3	15.592	
1875m	2:07.201	6			1875m	2:04.528	3		
2000m	2:15.367	6	16.238	8	2000m	2:12.245	3	15.443	
2125m	2:23.252	6			2125m	2:20.003	3		
2250m	2:31.079	6	15.712	9	2250m	2:27.788	3	15.543	
2375m	2:39.027	6			2375m	2:35.569	3		
2500m	2:47.181	6	16.102	10	2500m	2:43.367	3	15.579	
2625m	2:55.271	6			2625m	2:51.169	3		
2750m	3:03.276	6	16.095	11	2750m	2:58.967	3	15.600	
2875m	3:11.361	6			2875m	3:06.805	3		
3000m	3:19.416	6	16.140	12	3000m	3:14.620	3	15.653	
3125m	3:27.635	6			3125m	3:22.590	3		
3250m	3:35.721	6	16.305	13	3250m	3:30.378	3	15.758	
3375m	3:43.807	5			3375m	3:38.267	3		
3500m	3:52.086	5	16.365	14	3500m	3:46.293	3	15.915	
3625m	4:00.254	5			3625m	3:54.010	3		
3750m	4:08.583	5	16.497	15	3750m	4:01.646	3	15.353	
3875m	4:16.997	5			3875m	4:09.236	3		
4000m	4:25.532	6	16.949	16	4000m	4:16.823	3	15.177	

TITLE PARTNER 	MAIN PARTNER 		OFFICIAL PARTNER 		OFFICIAL SUPPLIER 	
HOST PARTNER 						



16-20 October 2024

Women's Team Pursuit / Poursuite par équipe femmes Qualifying / Qualifications Race Analysis / Analyse de la course

Heat 9					Heat 10				
Distance	ITA - Italy		Lap Time	Lap	Distance	GBR - Great Britain		Lap Time	
	Time	Rank				Time	Rank		
125m	14.373	5			125m	14.257	2		
250m	22.787	5	22.787	1	250m	22.396	1	22.396	
375m	30.746	4			375m	30.072	1		
500m	38.394	3	15.607	2	500m	37.529	1	15.133	
625m	46.169	2			625m	45.109	1		
750m	53.911	2	15.517	3	750m	52.632	1	15.103	
875m	1:01.687	2			875m	1:00.205	1		
1000m	1:09.425	2	15.514	4	1000m	1:07.909	1	15.277	
1125m	1:17.307	2			1125m	1:15.449	1		
1250m	1:24.896	2	15.471	5	1250m	1:23.002	1	15.093	
1375m	1:32.433	2			1375m	1:30.539	1		
1500m	1:39.978	2	15.082	6	1500m	1:38.230	1	15.228	
1625m	1:47.640	2			1625m	1:45.879	1		
1750m	1:55.184	2	15.206	7	1750m	1:53.541	1	15.311	
1875m	2:02.733	2			1875m	2:01.245	1		
2000m	2:10.329	2	15.145	8	2000m	2:09.066	1	15.525	
2125m	2:18.007	2			2125m	2:16.644	1		
2250m	2:25.777	2	15.448	9	2250m	2:24.186	1	15.120	
2375m	2:33.447	2			2375m	2:31.848	1		
2500m	2:41.126	2	15.349	10	2500m	2:39.357	1	15.171	
2625m	2:48.861	2			2625m	2:46.958	1		
2750m	2:56.706	2	15.580	11	2750m	2:54.741	1	15.384	
2875m	3:04.402	2			2875m	3:02.322	1		
3000m	3:12.047	2	15.341	12	3000m	3:09.982	1	15.241	
3125m	3:19.888	2			3125m	3:17.592	1		
3250m	3:27.878	2	15.831	13	3250m	3:25.349	1	15.367	
3375m	3:35.705	2			3375m	3:33.062	1		
3500m	3:43.481	2	15.603	14	3500m	3:40.795	1	15.446	
3625m	3:51.260	2			3625m	3:48.571	1		
3750m	3:59.006	2	15.525	15	3750m	3:56.321	1	15.526	
3875m	4:06.803	2			3875m	4:04.097	1		
4000m	4:14.788	2	15.782	16	4000m	4:11.868	1	15.547	

<p>TITLE PARTNER</p> <p>SWISS WATCHES SINCE 1853</p>	<p>MAIN PARTNER</p>	<p>OFFICIAL PARTNER</p> <p>HOME OF BUILDERS</p>	<p>OFFICIAL SUPPLIER</p>
<p>HOST PARTNER</p>		<p>DANMARKS CYKLE UNION</p>	

Women's Team Pursuit / Poursuite par équipe femmes Qualifying / Qualifications Start List / Liste de départ

Wed 16 Oct 2024 - Race distance: 4km

World Record	4:04.242 GER - Germany	Tokyo (JPN)	3 AUG 2021
--------------	------------------------	-------------	------------

Heat	Race Number	NAT / Name	Time
1		MEX - Mexico	
	227	ACEVEDO MENDOZA Yareli	
	309	BONILLA ESCAPITE Jessica	
	311	GAXIOLA GONZALEZ Maria Antonieta	
	313	SALAZAR VAZQUEZ Lizbeth Yarely	
2		POL - Poland	
	230	TRACKA Maja	
	231	WANKIEWICZ Olga	
	327	PLOSAJ Nikol	
	329	SZCZESNA Martyna	
3		SUI - Switzerland	
	330	BURI Fabienne	
	331	LIECHTI Jasmin	
	332	LIEHNER Annika	
	333	SCHNEIDER Cybele	
4		ESP - Spain	
	272	ALBERT BOSCH Ainara	
	275	FERRERES NAVARRO Isabel	
	276	GARAU ROCA Marina	
	277	ISASI CRISTOBAL Ziortza	
5		CHN - China	
	206	ZHOU Menghan	
	262	SUN Feiyan	
	264	WANG Hong	
	267	ZHANG Mingzhu	

TITLE PARTNER		MAIN PARTNER		OFFICIAL PARTNER		OFFICIAL SUPPLIER	

Women's Team Pursuit / Poursuite par équipe femmes Qualifying / Qualifications Start List / Liste de départ

Wed 16 Oct 2024 - Race distance: 4km

Heat	Race Number	NAT / Name	Time
6		BEL - Belgium	
	203	de CLERCQ Katrijn	
	204	VANHOVE Marith	
	253	HESTERS Helene	
	254	JOORIS Febe	
7		CAN - Canada	
	205	PLANTE Lily	
	239	LYLYK Kiara	
	256	BONHOMME Ariane	
	257	MAJENDIE Fiona	
8		GER - Germany	
	288	BRAUSSE Franziska	
	290	KLEIN Lisa	
	291	KROGER Mieke	
	295	SUSSEMILCH Laura	
9		ITA - Italy	
	220	FIDANZA Martina	
	221	PATERNOSTER Letizia	
	245	CONSONNI Chiara	
	301	GUZZINI Vittoria	
10		GBR - Great Britain	
	280	ARCHIBALD Katie	
	281	BARKER Megan	
	284	KNIGHT Josie	
	286	MORRIS Anna	

TITLE PARTNER 	MAIN PARTNER 	OFFICIAL PARTNER 		OFFICIAL SUPPLIER
HOST PARTNER 				



16-20 October 2024

Communiqué no. 130 Rectificatif 1

Women's Team Pursuit / Poursuite par équipe femmes Qualifying / Qualifications Start List / Liste de départ

Wed 16 Oct 2024 - Race distance: 4km

Heat	Race Number	NAT / Name	Time
------	-------------	------------	------

Progression rule:

The eight fastest teams will qualify and be matched in the First Round as follows:

The 6th fastest team against the 7th fastest team.

The 5th fastest team against the 8th fastest team.

The 2nd fastest team against the 3rd fastest team.

The fastest team against the 4th fastest team.

Note:

The composition of the teams may be subject to change up to 30 minutes before the start of the race.

<p>TITLE PARTNER</p> <p>TISSOT SWISS WATCHES SINCE 1853</p>	<p>MAIN PARTNER</p> <p>SHIMANO</p>	<p>OFFICIAL PARTNER</p> <p>BigMat HOME OF BUILDERS</p>		<p>OFFICIAL SUPPLIER</p> <p>GRONBLÅ</p> <p>BORDING</p> <p>JESPER TORVEKØKKEN</p> <p>CSE</p> <p>ticketmaster</p>
<p>HOST PARTNER</p> <p>SPORT EVENT DENMARK</p>	<p>Ballerup Kommune</p>	<p>KOBENHAVNS CYKLEUNION</p>	<p>DCU DANMARKS CYKLE UNION</p>	

Women's Individual Pursuit / Poursuite individuelle femmes

Final Classification / Classement final

Sat 19 Oct 2024

World Record 3:15.663 DYGERT Chloe USA Ballerup - Copenhagen (DEN) 19 OCT 2024

Rank	Race Number	Name	NAT	1000m	2000m 1000-2000	Time 2000-3000	Average Speed km/h
GOLD	1	286 MORRIS Anna	GBR	1:09.923	2:12.778 1:02.855	3:16.560 1:03.782	54.945
SILVER	2	338 DYGERT Chloe	USA	1:09.892	2:12.589 1:02.697	3:16.877 1:04.288	54.857
BRONZE	3	247 BOTHA Bryony	NZL	1:11.281	2:15.219 1:03.938	3:21.086 1:05.867	53.708
	4	288 BRAUSSE Franziska	GER	1:11.483	2:17.463 1:05.980	3:24.620 1:07.157	52.781
	5	303 VENTURELLI Federica	ITA				
	6	281 BARKER Megan	GBR				
	7	270 GREVE Alberte	DEN				
	8	291 KROGER Mieke	GER				
	9	300 ALZINI Martina	ITA				
	10	339 EHRlich Emily	USA				
	11	256 BONHOMME Ariane	CAN				
	12	274 ESCALERA Isabella Maria	ESP				
	13	246 KAKITA Maho	JPN				
	14	329 SZCZESNA Martyna	POL				

TITLE PARTNER		MAIN PARTNER		OFFICIAL PARTNER		OFFICIAL SUPPLIER	
HOST PARTNER							

Women's Individual Pursuit / Poursuite individuelle femmes

Final Classification / Classement final

Sat 19 Oct 2024

Rank	Race Number	Name	NAT	1000m	2000m 1000-2000	Time 2000-3000	Average Speed km/h
15	257	MAJENDIE Fiona	CAN				
16	299	BENEZET MINNS Lucy	IRL				
17	337	YASHCHENKO Tetiana	UKR				
18	206	ZHOU Menghan	CHN				
19	298	MEENAKSHI Meenakshi	IND				
	284	KNIGHT Josie	GBR				DNS

LEGEND

DNS Did Not Start

TITLE PARTNER 		MAIN PARTNER 		OFFICIAL PARTNER 		OFFICIAL SUPPLIER 	
HOST PARTNER 							



16-20 October 2024

Women's Individual Pursuit / Poursuite individuelle femmes Finals / Finales Race Analysis / Analyse de la course

For Gold

338 DYGERT Chloe - USA					286 MORRIS Anna - GBR				
Distance	Time	Rank	Lap Time	Lap	Distance	Time	Rank	Lap Time	
125m	13.958	1			125m	13.973	2		
250m	22.326	1	22.326	1	250m	22.416	2	22.416	
375m	30.282	1			375m	30.458	2		
500m	38.162	1	15.836	2	500m	38.433	2	16.017	
625m	46.061	1			625m	46.353	2		
750m	54.028	1	15.866	3	750m	54.228	2	15.795	
875m	1:01.977	1			875m	1:02.100	2		
1000m	1:09.892	1	15.864	4	1000m	1:09.923	2	15.695	
1125m	1:17.720	1			1125m	1:17.764	2		
1250m	1:25.514	1	15.622	5	1250m	1:25.571	2	15.648	
1375m	1:33.295	1			1375m	1:33.425	2		
1500m	1:41.091	1	15.577	6	1500m	1:41.276	2	15.705	
1625m	1:48.959	1			1625m	1:49.177	2		
1750m	1:56.832	1	15.741	7	1750m	1:57.068	2	15.792	
1875m	2:04.717	1			1875m	2:04.937	2		
2000m	2:12.589	1	15.757	8	2000m	2:12.778	2	15.710	
2125m	2:20.466	1			2125m	2:20.632	2		
2250m	2:28.408	1	15.819	9	2250m	2:28.480	2	15.702	
2375m	2:36.371	2			2375m	2:36.363	1		
2500m	2:44.401	2	15.993	10	2500m	2:44.292	1	15.812	
2625m	2:52.503	2			2625m	2:52.282	1		
2750m	3:00.642	2	16.241	11	2750m	3:00.319	1	16.027	
2875m	3:08.755	2			2875m	3:08.393	1		
3000m	3:16.877	2	16.235	12	3000m	3:16.560	1	16.241	

TITLE PARTNER		MAIN PARTNER		OFFICIAL PARTNER		OFFICIAL SUPPLIER	
HOST PARTNER							



16-20 October 2024

Women's Individual Pursuit / Poursuite individuelle femmes Finals / Finales Race Analysis / Analyse de la course

For Bronze

247 BOTHA Bryony - NZL					288 BRAUSSE Franziska - GER				
Distance	Time	Rank	Lap Time	Lap	Distance	Time	Rank	Lap Time	
125m	14.592	4			125m	14.091	3		
250m	23.472	4	23.472	1	250m	22.770	3	22.770	
375m	31.644	4			375m	30.998	3		
500m	39.591	4	16.119	2	500m	39.115	3	16.345	
625m	47.487	4			625m	47.172	3		
750m	55.406	4	15.815	3	750m	55.244	3	16.129	
875m	1:03.338	3			875m	1:03.375	4		
1000m	1:11.281	3	15.875	4	1000m	1:11.483	4	16.239	
1125m	1:19.244	3			1125m	1:19.642	4		
1250m	1:27.217	3	15.936	5	1250m	1:27.840	4	16.357	
1375m	1:35.162	3			1375m	1:36.054	4		
1500m	1:43.137	3	15.920	6	1500m	1:44.237	4	16.397	
1625m	1:51.105	3			1625m	1:52.455	4		
1750m	1:59.136	3	15.999	7	1750m	2:00.792	4	16.555	
1875m	2:07.179	3			1875m	2:09.117	4		
2000m	2:15.219	3	16.083	8	2000m	2:17.463	4	16.671	
2125m	2:23.312	3			2125m	2:25.825	4		
2250m	2:31.407	3	16.188	9	2250m	2:34.206	4	16.743	
2375m	2:39.572	3			2375m	2:42.596	4		
2500m	2:47.788	3	16.381	10	2500m	2:51.015	4	16.809	
2625m	2:56.046	3			2625m	2:59.427	4		
2750m	3:04.351	3	16.563	11	2750m	3:07.873	4	16.858	
2875m	3:12.687	3			2875m	3:16.240	4		
3000m	3:21.086	3	16.735	12	3000m	3:24.620	4	16.747	

TITLE PARTNER		MAIN PARTNER		OFFICIAL PARTNER		OFFICIAL SUPPLIER	
HOST PARTNER							



16-20 October 2024

Communiqué no. 138

Women's Individual Pursuit / Poursuite individuelle femmes Finals / Finales Start List / Liste de départ

Sat 19 Oct 2024 - Race distance: 3km

World Record	3:15.663	DYGERT Chloe	USA	Ballerup - Copenhagen (DEN)	19 OCT 2024
--------------	----------	--------------	-----	-----------------------------	-------------

Heat	Race Number	Name	NAT	Time
For Bronze	247	BOTHA Bryony	NZL	_____
	288	BRAUSSE Franziska	GER	_____
For Gold	338	DYGERT Chloe	USA	_____
	286	MORRIS Anna	GBR	_____

TITLE PARTNER 	MAIN PARTNER 		OFFICIAL PARTNER 		OFFICIAL SUPPLIER 	
HOST PARTNER 						

16-20 October 2024

Communiqué no. 137

Women's Individual Pursuit / Poursuite individuelle femmes Qualifying / Qualifications Results / Résultats

Sat 19 Oct 2024 - Race distance: 3km

World Record 3:16.937 DYGERT Chloe USA Berlin (GER) 29 FEB 2020

Rank	Race Number	Name	NAT	1000m	2000m 1000-2000	Time 2000-3000	Average Speed km/h	
1	338	DYGERT Chloe	USA	1:09.874 (1)	2:12.228 (1) 1:02.354 (1)	3:15.663 1:03.435 (2)	55.197	WR QG
2	286	MORRIS Anna	GBR	1:10.762 (3)	2:14.666 (3) 1:03.904 (3)	3:17.656 1:02.990 (1)	54.640	QG
3	247	BOTHA Bryony	NZL	1:10.816 (4)	2:14.196 (2) 1:03.380 (2)	3:19.446 1:05.250 (3)	54.150	QB
4	288	BRAUSSE Franziska	GER	1:10.904 (5)	2:15.950 (5) 1:05.046 (5)	3:21.951 1:06.001 (4)	53.478	QB
5	303	VENTURELLI Federica	ITA	1:10.221 (2)	2:15.079 (4) 1:04.858 (4)	3:23.735 1:08.656 (7)	53.010	
6	281	BARKER Megan	GBR	1:11.832 (10)	2:17.580 (7) 1:05.748 (7)	3:24.066 1:06.486 (5)	52.924	
7	270	GREVE Alberte	DEN	1:11.374 (7)	2:17.820 (8) 1:06.446 (8)	3:26.121 1:08.301 (6)	52.396	
8	291	KROGER Mieke	GER	1:11.764 (9)	2:17.338 (6) 1:05.574 (6)	3:26.274 1:08.936 (10)	52.358	
9	300	ALZINI Martina	ITA	1:11.497 (8)	2:19.379 (10) 1:07.882 (10)	3:28.369 1:08.990 (11)	51.831	
10	339	EHRlich Emily	USA	1:12.989 (13)	2:20.127 (11) 1:07.138 (9)	3:28.964 1:08.837 (9)	51.684	
11	256	BONHOMME Ariane	CAN	1:10.952 (6)	2:19.280 (9) 1:08.328 (12)	3:29.969 1:10.689 (14)	51.436	
12	274	ESCALERA Isabella Maria	ESP	1:13.708 (16)	2:21.689 (14) 1:07.981 (11)	3:30.425 1:08.736 (8)	51.325	
13	246	KAKITA Maho	JPN	1:13.285 (15)	2:21.780 (15) 1:08.495 (14)	3:30.850 1:09.070 (12)	51.221	
14	329	SZCZESNA Martyna	POL	1:12.021 (11)	2:20.848 (12) 1:08.827 (15)	3:32.542 1:11.694 (16)	50.813	

TITLE PARTNER 		MAIN PARTNER 		OFFICIAL PARTNER 		OFFICIAL SUPPLIER 			
HOST PARTNER 									

16-20 October 2024

Communiqué no. 137

Women's Individual Pursuit / Poursuite individuelle femmes Qualifying / Qualifications Results / Résultats

Sat 19 Oct 2024 - Race distance: 3km

Rank	Race Number	Name	NAT	1000m	2000m 1000-2000	Time 2000-3000	Average Speed km/h
15	257	MAJENDIE Fiona	CAN	1:13.065 (14)	2:21.462 (13) 1:08.397 (13)	3:32.576 1:11.114 (15)	50.805
16	299	BENEZET MINNS Lucy	IRL	1:15.126 (17)	2:26.094 (17) 1:10.968 (17)	3:36.612 1:10.518 (13)	49.859
17	337	YASHCHENKO Tetiana	UKR	1:12.481 (12)	2:23.228 (16) 1:10.747 (16)	3:39.463 1:16.235 (18)	49.211
18	206	ZHOU Menghan	CHN	1:16.641 (18)	2:29.073 (18) 1:12.432 (18)	3:43.526 1:14.453 (17)	48.317
19	298	MEENAKSHI Meenakshi	IND	1:18.049 (19)	2:33.761 (19) 1:15.712 (19)	3:52.684 1:18.923 (19)	46.415
	284	KNIGHT Josie	GBR			DNS	

Progression rule:

Fastest 2 riders race for Gold, and 3rd and 4th riders race for Bronze.

LEGEND

DNS Did Not Start **QB** Qualified for Bronze **QG** Qualified for Gold **WR** World Record

TITLE PARTNER		MAIN PARTNER		OFFICIAL PARTNER		OFFICIAL SUPPLIER	



16-20 October 2024

Women's Individual Pursuit / Poursuite individuelle femmes Qualifying / Qualifications Race Analysis / Analyse de la course

Heat 1

281 BARKER Megan - GBR					299 BENEZET MINNS Lucy - IRL				
Distance	Time	Rank	Lap Time	Lap	Distance	Time	Rank	Lap Time	
125m	14.239	10			125m	14.580	15		
250m	22.947	9	22.947	1	250m	23.551	15	23.551	
375m	31.196	10			375m	32.291	18		
500m	39.359	11	16.412	2	500m	40.859	17	17.308	
625m	47.464	10			625m	49.380	17		
750m	55.558	10	16.199	3	750m	57.903	17	17.044	
875m	1:03.663	11			875m	1:06.489	17		
1000m	1:11.832	10	16.274	4	1000m	1:15.126	17	17.223	
1125m	1:20.051	10			1125m	1:23.891	17		
1250m	1:28.338	10	16.506	5	1250m	1:32.744	17	17.618	
1375m	1:36.627	10			1375m	1:41.584	17		
1500m	1:44.928	10	16.590	6	1500m	1:50.418	17	17.674	
1625m	1:53.167	9			1625m	1:59.273	17		
1750m	2:01.311	8	16.383	7	1750m	2:08.212	17	17.794	
1875m	2:09.452	8			1875m	2:17.132	17		
2000m	2:17.580	7	16.269	8	2000m	2:26.094	17	17.882	
2125m	2:25.882	7			2125m	2:34.992	17		
2250m	2:33.996	6	16.416	9	2250m	2:43.738	17	17.644	
2375m	2:42.109	6			2375m	2:52.564	17		
2500m	2:50.336	6	16.340	10	2500m	3:01.285	17	17.547	
2625m	2:58.622	6			2625m	3:10.101	16		
2750m	3:07.016	6	16.680	11	2750m	3:18.936	16	17.651	
2875m	3:15.512	6			2875m	3:27.823	16		
3000m	3:24.066	6	17.050	12	3000m	3:36.612	16	17.676	

TITLE PARTNER 		MAIN PARTNER 		OFFICIAL PARTNER 		OFFICIAL SUPPLIER 	
HOST PARTNER 							



16-20 October 2024

Women's Individual Pursuit / Poursuite individuelle femmes Qualifying / Qualifications Race Analysis / Analyse de la course

Heat 2

337 YASHCHENKO Tetiana - UKR					257 MAJENDIE Fiona - CAN				
Distance	Time	Rank	Lap Time	Lap	Distance	Time	Rank	Lap Time	
125m	14.217	9			125m	14.740	17		
250m	22.785	6	22.785	1	250m	23.645	17	23.645	
375m	31.038	7			375m	32.056	16		
500m	39.218	9	16.433	2	500m	40.181	16	16.536	
625m	47.378	9			625m	48.318	13		
750m	55.638	12	16.420	3	750m	56.486	13	16.305	
875m	1:03.989	12			875m	1:04.726	13		
1000m	1:12.481	12	16.843	4	1000m	1:13.065	14	16.579	
1125m	1:21.043	12			1125m	1:21.473	14		
1250m	1:29.689	13	17.208	5	1250m	1:29.885	14	16.820	
1375m	1:38.389	14			1375m	1:38.349	13		
1500m	1:47.203	15	17.514	6	1500m	1:46.878	13	16.993	
1625m	1:56.132	16			1625m	1:55.507	13		
1750m	2:05.098	16	17.895	7	1750m	2:04.079	13	17.201	
1875m	2:14.132	16			1875m	2:12.766	13		
2000m	2:23.228	16	18.130	8	2000m	2:21.462	13	17.383	
2125m	2:32.380	16			2125m	2:30.222	13		
2250m	2:41.612	16	18.384	9	2250m	2:39.010	14	17.548	
2375m	2:51.047	16			2375m	2:47.847	14		
2500m	3:00.635	16	19.023	10	2500m	2:56.737	14	17.727	
2625m	3:10.284	17			2625m	3:05.660	15		
2750m	3:19.994	17	19.359	11	2750m	3:14.566	14	17.829	
2875m	3:29.756	17			2875m	3:23.598	15		
3000m	3:39.463	17	19.469	12	3000m	3:32.576	15	18.010	

TITLE PARTNER		MAIN PARTNER		OFFICIAL PARTNER		OFFICIAL SUPPLIER	
HOST PARTNER							

16-20 October 2024

Women's Individual Pursuit / Poursuite individuelle femmes Qualifying / Qualifications Race Analysis / Analyse de la course

Heat 3

329 SZCZESNA Martyna - POL					291 KROGER Mieke - GER				
Distance	Time	Rank	Lap Time	Lap	Distance	Time	Rank	Lap Time	
125m	14.462	12			125m	14.126	6		
250m	23.116	11	23.116	1	250m	22.800	7	22.800	
375m	31.188	9			375m	31.099	8		
500m	39.172	7	16.056	2	500m	39.301	10	16.501	
625m	47.188	8			625m	47.482	11		
750m	55.356	8	16.184	3	750m	55.573	11	16.272	
875m	1:03.597	9			875m	1:03.656	10		
1000m	1:12.021	11	16.665	4	1000m	1:11.764	9	16.191	
1125m	1:20.464	11			1125m	1:19.847	9		
1250m	1:28.989	11	16.968	5	1250m	1:27.907	8	16.143	
1375m	1:37.540	11			1375m	1:36.013	7		
1500m	1:46.129	11	17.140	6	1500m	1:44.200	6	16.293	
1625m	1:54.752	11			1625m	1:52.443	6		
1750m	2:03.416	12	17.287	7	1750m	2:00.694	6	16.494	
1875m	2:12.110	12			1875m	2:09.012	6		
2000m	2:20.848	12	17.432	8	2000m	2:17.338	6	16.644	
2125m	2:29.661	12			2125m	2:25.702	6		
2250m	2:38.628	12	17.780	9	2250m	2:34.185	7	16.847	
2375m	2:47.581	13			2375m	2:42.748	7		
2500m	2:56.623	13	17.995	10	2500m	2:51.363	7	17.178	
2625m	3:05.644	14			2625m	3:00.016	7		
2750m	3:14.574	15	17.951	11	2750m	3:08.707	7	17.344	
2875m	3:23.508	14			2875m	3:17.435	7		
3000m	3:32.542	14	17.968	12	3000m	3:26.274	8	17.567	

TITLE PARTNER		MAIN PARTNER		OFFICIAL PARTNER		OFFICIAL SUPPLIER	
HOST PARTNER							



16-20 October 2024

Women's Individual Pursuit / Poursuite individuelle femmes Qualifying / Qualifications Race Analysis / Analyse de la course

Heat 4

270 GREVE Alberte - DEN					256 BONHOMME Ariane - CAN				
Distance	Time	Rank	Lap Time	Lap	Distance	Time	Rank	Lap Time	
125m	14.932	18			125m	14.165	7		
250m	23.795	18	23.795	1	250m	22.919	8	22.919	
375m	31.961	15			375m	31.025	6		
500m	39.830	12	16.035	2	500m	38.915	5	15.996	
625m	47.587	12			625m	46.802	4		
750m	55.398	9	15.568	3	750m	54.747	4	15.832	
875m	1:03.346	8			875m	1:02.801	4		
1000m	1:11.374	7	15.976	4	1000m	1:10.952	6	16.205	
1125m	1:19.490	7			1125m	1:19.242	6		
1250m	1:27.690	7	16.316	5	1250m	1:27.626	6	16.674	
1375m	1:35.957	6			1375m	1:36.082	8		
1500m	1:44.235	7	16.545	6	1500m	1:44.584	8	16.958	
1625m	1:52.579	7			1625m	1:53.144	8		
1750m	2:00.956	7	16.721	7	1750m	2:01.786	9	17.202	
1875m	2:09.380	7			1875m	2:10.521	9		
2000m	2:17.820	8	16.864	8	2000m	2:19.280	9	17.494	
2125m	2:26.312	8			2125m	2:28.069	9		
2250m	2:34.768	8	16.948	9	2250m	2:36.886	10	17.606	
2375m	2:43.245	8			2375m	2:45.703	10		
2500m	2:51.738	8	16.970	10	2500m	2:54.551	11	17.665	
2625m	3:00.316	8			2625m	3:03.420	11		
2750m	3:08.940	8	17.202	11	2750m	3:12.277	11	17.726	
2875m	3:17.530	8			2875m	3:21.113	11		
3000m	3:26.121	7	17.181	12	3000m	3:29.969	11	17.692	

TITLE PARTNER 		MAIN PARTNER 		OFFICIAL PARTNER 		OFFICIAL SUPPLIER 	
HOST PARTNER 							



16-20 October 2024

Women's Individual Pursuit / Poursuite individuelle femmes Qualifying / Qualifications Race Analysis / Analyse de la course

Heat 5

274 ESCALERA Isabella Maria - ESP					286 MORRIS Anna - GBR				
Distance	Time	Rank	Lap Time	Lap	Distance	Time	Rank	Lap Time	
125m	14.098	5			125m	14.010	3		
250m	23.022	10	23.022	1	250m	22.532	3	22.532	
375m	31.546	12			375m	30.597	3		
500m	39.988	13	16.966	2	500m	38.606	2	16.074	
625m	48.444	16			625m	46.670	3		
750m	56.881	16	16.893	3	750m	54.710	3	16.104	
875m	1:05.283	16			875m	1:02.730	3		
1000m	1:13.708	16	16.827	4	1000m	1:10.762	3	16.052	
1125m	1:22.127	16			1125m	1:18.810	4		
1250m	1:30.556	16	16.848	5	1250m	1:26.859	4	16.097	
1375m	1:39.000	16			1375m	1:34.901	4		
1500m	1:47.501	16	16.945	6	1500m	1:42.916	4	16.057	
1625m	1:56.005	15			1625m	1:50.908	4		
1750m	2:04.581	15	17.080	7	1750m	1:58.821	4	15.905	
1875m	2:13.124	15			1875m	2:06.758	3		
2000m	2:21.689	14	17.108	8	2000m	2:14.666	3	15.845	
2125m	2:30.239	14			2125m	2:22.565	3		
2250m	2:38.838	13	17.149	9	2250m	2:30.429	3	15.763	
2375m	2:47.338	12			2375m	2:38.424	3		
2500m	2:55.858	12	17.020	10	2500m	2:46.184	2	15.755	
2625m	3:04.409	12			2625m	2:53.994	2		
2750m	3:13.039	12	17.181	11	2750m	3:01.791	2	15.607	
2875m	3:21.710	12			2875m	3:09.658	2		
3000m	3:30.425	12	17.386	12	3000m	3:17.656	2	15.865	

TITLE PARTNER		MAIN PARTNER		OFFICIAL PARTNER		OFFICIAL SUPPLIER	



16-20 October 2024

Women's Individual Pursuit / Poursuite individuelle femmes Qualifying / Qualifications Race Analysis / Analyse de la course

Heat 6

206 ZHOU Menghan - CHN					298 MEENAKSHI Meenakshi - IND				
Distance	Time	Rank	Lap Time	Lap	Distance	Time	Rank	Lap Time	
125m	14.530	14			125m	15.647	19		
250m	23.587	16	23.587	1	250m	24.508	19	24.508	
375m	32.273	17			375m	33.170	19		
500m	41.031	18	17.444	2	500m	41.877	19	17.369	
625m	49.875	18			625m	50.775	19		
750m	58.772	18	17.741	3	750m	59.751	19	17.874	
875m	1:07.689	18			875m	1:08.871	19		
1000m	1:16.641	18	17.869	4	1000m	1:18.049	19	18.298	
1125m	1:25.556	18			1125m	1:27.375	19		
1250m	1:34.508	18	17.867	5	1250m	1:36.724	19	18.675	
1375m	1:43.470	18			1375m	1:46.101	19		
1500m	1:52.480	18	17.972	6	1500m	1:55.480	19	18.756	
1625m	2:01.547	18			1625m	2:04.883	19		
1750m	2:10.705	18	18.225	7	1750m	2:14.362	19	18.882	
1875m	2:19.862	18			1875m	2:24.053	19		
2000m	2:29.073	18	18.368	8	2000m	2:33.761	19	19.399	
2125m	2:38.326	18			2125m	2:43.498	19		
2250m	2:47.676	18	18.603	9	2250m	2:53.298	19	19.537	
2375m	2:56.970	18			2375m	3:03.136	19		
2500m	3:06.218	18	18.542	10	2500m	3:13.066	19	19.768	
2625m	3:15.478	18			2625m	3:23.099	19		
2750m	3:24.826	18	18.608	11	2750m	3:32.992	19	19.926	
2875m	3:34.226	18			2875m	3:42.816	19		
3000m	3:43.526	18	18.700	12	3000m	3:52.684	19	19.692	

TITLE PARTNER		MAIN PARTNER		OFFICIAL PARTNER		OFFICIAL SUPPLIER	
HOST PARTNER							



16-20 October 2024

Women's Individual Pursuit / Poursuite individuelle femmes Qualifying / Qualifications Race Analysis / Analyse de la course

Heat 7

284 KNIGHT Josie - GBR				Lap	339 EHRlich Emily - USA			
Distance	Time	Rank	Lap Time		Distance	Time	Rank	Lap Time
125m	DNS				125m	14.474	13	
250m				1	250m	23.292	13	23.292
375m					375m	31.739	13	
500m				2	500m	40.110	14	16.818
625m					625m	48.379	15	
750m				3	750m	56.579	14	16.469
875m					875m	1:04.774	14	
1000m				4	1000m	1:12.989	13	16.410
1125m					1125m	1:21.283	13	
1250m				5	1250m	1:29.596	12	16.607
1375m					1375m	1:37.963	12	
1500m				6	1500m	1:46.362	12	16.766
1625m					1625m	1:54.799	12	
1750m				7	1750m	2:03.234	11	16.872
1875m					1875m	2:11.686	11	
2000m				8	2000m	2:20.127	11	16.893
2125m					2125m	2:28.619	11	
2250m				9	2250m	2:37.147	11	17.020
2375m					2375m	2:45.730	11	
2500m				10	2500m	2:54.288	10	17.141
2625m					2625m	3:02.902	10	
2750m				11	2750m	3:11.530	10	17.242
2875m					2875m	3:20.226	10	
3000m				12	3000m	3:28.964	10	17.434

TITLE PARTNER		MAIN PARTNER		OFFICIAL PARTNER		OFFICIAL SUPPLIER	
HOST PARTNER							



16-20 October 2024

Women's Individual Pursuit / Poursuite individuelle femmes Qualifying / Qualifications Race Analysis / Analyse de la course

Heat 8

288 BRAUSSE Franziska - GER				Lap	246 KAKITA Maho - JPN			
Distance	Time	Rank	Lap Time		Distance	Time	Rank	Lap Time
125m	14.007	2			125m	14.403	11	
250m	22.702	4	22.702	1	250m	23.403	14	23.403
375m	30.851	4			375m	31.887	14	
500m	38.828	4	16.126	2	500m	40.113	15	16.710
625m	46.830	5			625m	48.351	14	
750m	54.821	5	15.993	3	750m	56.632	15	16.519
875m	1:02.851	5			875m	1:04.954	15	
1000m	1:10.904	5	16.083	4	1000m	1:13.285	15	16.653
1125m	1:18.933	5			1125m	1:21.710	15	
1250m	1:26.995	5	16.091	5	1250m	1:30.166	15	16.881
1375m	1:35.069	5			1375m	1:38.676	15	
1500m	1:43.163	5	16.168	6	1500m	1:47.181	14	17.015
1625m	1:51.320	5			1625m	1:55.756	14	
1750m	1:59.524	5	16.361	7	1750m	2:04.377	14	17.196
1875m	2:07.769	5			1875m	2:13.058	14	
2000m	2:15.950	5	16.426	8	2000m	2:21.780	15	17.403
2125m	2:24.168	5			2125m	2:30.538	15	
2250m	2:32.376	5	16.426	9	2250m	2:39.266	15	17.486
2375m	2:40.619	5			2375m	2:48.043	15	
2500m	2:48.878	5	16.502	10	2500m	2:56.748	15	17.482
2625m	2:57.199	4			2625m	3:05.455	13	
2750m	3:05.506	4	16.628	11	2750m	3:14.073	13	17.325
2875m	3:13.815	4			2875m	3:22.492	13	
3000m	3:21.951	4	16.445	12	3000m	3:30.850	13	16.777

TITLE PARTNER 		MAIN PARTNER 		OFFICIAL PARTNER 		OFFICIAL SUPPLIER 	
HOST PARTNER 							



16-20 October 2024

Women's Individual Pursuit / Poursuite individuelle femmes Qualifying / Qualifications Race Analysis / Analyse de la course

Heat 9

247 BOTHA Bryony - NZL					303 VENTURELLI Federica - ITA				
Distance	Time	Rank	Lap Time	Lap	Distance	Time	Rank	Lap Time	
125m	14.581	16			125m	13.910	1		
250m	23.266	12	23.266	1	250m	22.406	1	22.406	
375m	31.309	11			375m	30.544	1		
500m	39.191	8	15.925	2	500m	38.632	3	16.226	
625m	47.052	7			625m	46.575	2		
750m	54.980	6	15.789	3	750m	54.424	2	15.792	
875m	1:02.883	6			875m	1:02.276	2		
1000m	1:10.816	4	15.836	4	1000m	1:10.221	2	15.797	
1125m	1:18.738	3			1125m	1:18.221	2		
1250m	1:26.670	3	15.854	5	1250m	1:26.254	2	16.033	
1375m	1:34.606	3			1375m	1:34.339	2		
1500m	1:42.531	3	15.861	6	1500m	1:42.466	2	16.212	
1625m	1:50.448	2			1625m	1:50.579	3		
1750m	1:58.369	2	15.838	7	1750m	1:58.720	3	16.254	
1875m	2:06.267	2			1875m	2:06.877	4		
2000m	2:14.196	2	15.827	8	2000m	2:15.079	4	16.359	
2125m	2:22.158	2			2125m	2:23.375	4		
2250m	2:30.204	2	16.008	9	2250m	2:31.749	4	16.670	
2375m	2:38.287	2			2375m	2:40.214	4		
2500m	2:46.412	3	16.208	10	2500m	2:48.751	4	17.002	
2625m	2:54.583	3			2625m	2:57.369	5		
2750m	3:02.826	3	16.414	11	2750m	3:06.067	5	17.316	
2875m	3:11.098	3			2875m	3:14.888	5		
3000m	3:19.446	3	16.620	12	3000m	3:23.735	5	17.668	

TITLE PARTNER		MAIN PARTNER		OFFICIAL PARTNER		OFFICIAL SUPPLIER	
HOST PARTNER							



16-20 October 2024

Women's Individual Pursuit / Poursuite individuelle femmes Qualifying / Qualifications Race Analysis / Analyse de la course

Heat 10

338 DYGERT Chloe - USA					300 ALZINI Martina - ITA				
Distance	Time	Rank	Lap Time	Lap	Distance	Time	Rank	Lap Time	
125m	14.044	4			125m	14.174	8		
250m	22.505	2	22.505	1	250m	22.741	5	22.741	
375m	30.560	2			375m	30.860	5		
500m	38.489	1	15.984	2	500m	38.948	6	16.207	
625m	46.363	1			625m	46.993	6		
750m	54.240	1	15.751	3	750m	55.091	7	16.143	
875m	1:02.081	1			875m	1:03.257	7		
1000m	1:09.874	1	15.634	4	1000m	1:11.497	8	16.406	
1125m	1:17.601	1			1125m	1:19.833	8		
1250m	1:25.304	1	15.430	5	1250m	1:28.195	9	16.698	
1375m	1:33.034	1			1375m	1:36.542	9		
1500m	1:40.781	1	15.477	6	1500m	1:44.903	9	16.708	
1625m	1:48.590	1			1625m	1:53.348	10		
1750m	1:56.449	1	15.668	7	1750m	2:01.944	10	17.041	
1875m	2:04.332	1			1875m	2:10.623	10		
2000m	2:12.228	1	15.779	8	2000m	2:19.379	10	17.435	
2125m	2:20.134	1			2125m	2:28.121	10		
2250m	2:28.074	1	15.846	9	2250m	2:36.636	9	17.257	
2375m	2:35.947	1			2375m	2:45.059	9		
2500m	2:43.827	1	15.753	10	2500m	2:53.525	9	16.889	
2625m	2:51.752	1			2625m	3:02.089	9		
2750m	2:59.700	1	15.873	11	2750m	3:10.719	9	17.194	
2875m	3:07.690	1			2875m	3:19.429	9		
3000m	3:15.663	1	15.963	12	3000m	3:28.369	9	17.650	

LEGEND

DNS Did Not Start

TITLE PARTNER 		MAIN PARTNER 		OFFICIAL PARTNER 		OFFICIAL SUPPLIER 			
HOST PARTNER 									

16-20 October 2024

Communiqué no. 136

Women's Individual Pursuit / Poursuite individuelle femmes Qualifying / Qualifications Start List / Liste de départ

Sat 19 Oct 2024 - Race distance: 3km

World Record	3:16.937 DYGERT Chloe	USA Berlin (GER)	29 FEB 2020
---------------------	-----------------------	------------------	-------------

Heat	Race Number	Name	NAT	Time
1	281	BARKER Megan	GBR	_____
	299	BENEZET MINNS Lucy	IRL	_____
2	337	YASHCHENKO Tetiana	UKR	_____
	257	MAJENDIE Fiona	CAN	_____
3	329	SZCZESNA Martyna	POL	_____
	291	KROGER Mieke	GER	_____
4	270	GREVE Alberte	DEN	_____
	256	BONHOMME Ariane	CAN	_____
5	274	ESCALERA Isabella Maria	ESP	_____
	286	MORRIS Anna	GBR	_____
6	206	ZHOU Menghan	CHN	_____
	298	MEENAKSHI Meenakshi	IND	_____
7	284	KNIGHT Josie	GBR	_____
	339	EHRlich Emily	USA	_____
8	288	BRAUSSE Franziska	GER	_____
	246	KAKITA Maho	JPN	_____
9	247	BOTHA Bryony	NZL	_____
	303	VENTURELLI Federica	ITA	_____
10	338	DYGERT Chloe	USA	_____
	300	ALZINI Martina	ITA	_____

Progression rule:

Fastest 2 riders race for Gold, and 3rd and 4th riders race for Bronze.

TITLE PARTNER 		MAIN PARTNER 		OFFICIAL PARTNER 		OFFICIAL SUPPLIER 			
HOST PARTNER 									

Women's Points Race / Course aux points femmes

Results / Résultats

Sun 20 Oct 2024 - Race distance: 100 laps (25km) with 10 sprints

Elapsed time: 29:55

Average Speed: 50.139km/h

Rank	Race No.	Name	NAT	Sprint Number										Finish Order	Lap Points			Total Points	
				1	2	3	4	5	6	7	8	9	10		+	-	Balance		
1	271	LETH Julie	DEN											3	5	40		40	43
2	238	KOPECKY Lotte	BEL	3	2						5	5	5		7	20		20	40
3	218	GILLESPIE Lara	IRL	2	1						5		1	10	1	20		20	39
4	229	WOLLASTON Ally	NZL		5	3			5		2			4	3	20		20	39
5	213	BERTEAU Victoire	FRA	5						2	3	2		2	4	20		20	34
6	201	MANLY Alexandra	AUS				2							6	2	20		20	28
7	317	RAAJMAKERS Marit	NED		3			1	1				2		10	20		20	27
8	214	EVANS Neah	GBR			5		2								20		20	27
9	237	VALENTE Jennifer	USA				5								17	20		20	25
10	222	IKEDA Mizuki	JPN				3			1					6	20		20	24
11	244	TEUTENBERG Lea Lin	GER	1							3				16	20		20	24
12	232	CAMPOS Daniela	POR									1			12	20		20	21
13	228	STENBERG Anita Yvonne	NOR			1									14	20		20	21
14	300	ALZINI Martina	ITA			2			3						15				5
15	226	GEDRAITYTĖ Akvilė	LTU					3							11	20	20	0	3
16	234	ANDRES Michelle	SUI												8				0
17	205	PLANTE Lily	CAN												9				0
18	217	LEUNG Wing Yee	HKG												19				0
19	208	MACHAČOVA Jarmila	CZE																0
19	272	ALBERT BOSCH Ainara	ESP																0
21	337	YASHCHENKO Tetiana	UKR				1										20	-20	-19
22	323	CHYLINSKA Zuzanna	POL												13		20	-20	-20
23	311	GAXIOLA GONZALEZ Maria Antonieta	MEX												18		60	-60	-60
24	224	CAUCHOIS ONE Fanny Malissa	LAO														40	-40	DNF

LEGEND			
-	Points lost	+	Points gained
DNF	Did Not Finish	No.	Number

TITLE PARTNER 	MAIN PARTNER 	OFFICIAL PARTNER 	OFFICIAL SUPPLIER
HOST PARTNER 			

Women's Points Race / Course aux points femmes

Start List / Liste de départ

Sun 20 Oct 2024 - Race distance: 100 laps (25km) with 10 sprints

Race Number	Name	NAT
-------------	------	-----

At the fence

238	KOPECKY Lotte	BEL
317	RAAIJMAKERS Marit	NED
214	EVANS Neah	GBR
232	CAMPOS Daniela	POR
229	WOLLASTON Ally	NZL
244	TEUTENBERG Lea Lin	GER
337	YASHCHENKO Tetiana	UKR
226	GEDRAITYTĖ Akvile	LTU
323	CHYLINSKA Zuzanna	POL
272	ALBERT BOSCH Ainara	ESP
271	LETH Julie	DEN
222	IKEDA Mizuki	JPN

At the blue band

228	STENBERG Anita Yvonne	NOR
208	MACHAČOVA Jarmila	CZE
218	GILLESPIE Lara	IRL
237	VALENTE Jennifer	USA
224	CAUCHOIS ONE Fanny Malissa	LAO
205	PLANTE Lily	CAN
234	ANDRES Michelle	SUI
311	GAXIOLA GONZALEZ Maria Antonieta	MEX
300	ALZINI Martina	ITA
201	MANLY Alexandra	AUS
217	LEUNG Wing Yee	HKG
213	BERTEAU Victoire	FRA

TITLE PARTNER 	MAIN PARTNER 	OFFICIAL PARTNER 	OFFICIAL SUPPLIER 	
HOST PARTNER 				

Women's Scratch Race / Course scratch femmes

Results / Résultats

Wed 16 Oct 2024 - Race distance: 40 laps (10km)

Elapsed time: **12:02**

Average Speed: **49.861km/h**

Rank	Race Number	Name	NAT	Comments
GOLD	322	WIEBES Lorena	NED	
SILVER	237	VALENTE Jennifer	USA	
BRONZE	229	WOLLASTON Ally	NZL	
4	220	FIDANZA Martina	ITA	
5	228	STENBERG Anita Yvonne	NOR	
6	216	LEE Sze Wing	HKG	
7	243	LEWIS Sophie	GBR	
8	225	BALEIŠYTE Olivija	LTU	
9	241	KLINGE Ellen	DEN	
10	236	BAČIKOVA Alžbeta	SVK	
11	230	TRACKA Maja	POL	
12	246	KAKITA Maho	JPN	
13	278	BORRAS Marion	FRA	
14	293	REISSNER Lena Charlotte	GER	
15	209	ŠEVČIKOVA Petra	CZE	
16	233	MARTINS Maria	POR	
17	202	WILL Keira	AUS	
18	205	PLANTE Lily	CAN	
19	333	SCHNEIDER Cybele	SUI	
20	311	GAXIOLA GONZALEZ Maria Antonieta	MEX	
21	255	WITTEVRONGEL Lani	BEL	
22	276	GARAU ROCA Marina	ESP	-1 Lap
	335	KOLYZHUK Anna	UKR	DNF
	224	CAUCHOIS ONE Fanny Malissa	LAO	DNF

LEGEND

DNF Did Not Finish

TITLE PARTNER 		MAIN PARTNER 		OFFICIAL PARTNER 		OFFICIAL SUPPLIER 	
HOST PARTNER 							

Women's Scratch Race / Course scratch femmes

Start List / Liste de départ

Wed 16 Oct 2024 - Race distance: 40 laps (10km)

Race Number	Name	NAT
-------------	------	-----

At the fence

237	VALENTE Jennifer	USA
225	BALEIŠYTE Olivija	LTU
220	FIDANZA Martina	ITA
236	BAČIKOVA Alžbeta	SVK
216	LEE Sze Wing	HKG
233	MARTINS Maria	POR
205	PLANTE Lily	CAN
202	WILL Keira	AUS
333	SCHNEIDER Cybele	SUI
230	TRACKA Maja	POL
246	KAKITA Maho	JPN
322	WIEBES Lorena	NED

At the blue band

228	STENBERG Anita Yvonne	NOR
209	ŠEVČIKOVA Petra	CZE
255	WITTEVRONGEL Lani	BEL
241	KLINGE Ellen	DEN
311	GAXIOLA GONZALEZ Maria Antonieta	MEX
229	WOLLASTON Ally	NZL
224	CAUCHOIS ONE Fanny Malissa	LAO
243	LEWIS Sophie	GBR
293	REISSNER Lena Charlotte	GER
335	KOLYZHUK Anna	UKR
276	GARAU ROCA Marina	ESP
278	BORRAS Marion	FRA

TITLE PARTNER 	MAIN PARTNER 	OFFICIAL PARTNER 	OFFICIAL SUPPLIER 	
HOST PARTNER 				

Women's Elimination Race / Course par élimination femmes

Results / Résultats

Thu 17 Oct 2024

Elapsed time: **12:49**

Average Speed: **47.984km/h**

Rank	Race Number	Name	NAT
GOLD	229	WOLLASTON Ally	NZL
SILVER	238	KOPECKY Lotte	BEL
BRONZE	237	VALENTE Jennifer	USA
4	221	PATERNOSTER Letizia	ITA
5	218	GILLESPIE Lara	IRL
6	233	MARTINS Maria	POR
7	230	TRACKA Maja	POL
8	227	ACEVEDO MENDOZA Yareli	MEX
9	244	TEUTENBERG Lea Lin	GER
10	240	BARTOVA Gabriela	CZE
11	223	UCHINO Tsuyaka	JPN
12	234	ANDRES Michelle	SUI
13	216	LEE Sze Wing	HKG
14	211	ANGUELA YAGUEZ Eva	ESP
15	243	LEWIS Sophie	GBR
16	225	BALEIŠYTE Olivija	LTU
17	202	WILL Keira	AUS
18	241	KLINGE Ellen	DEN
19	228	STENBERG Anita Yvonne	NOR
20	236	BAČIKOVA Alžbeta	SVK
21	239	LYLYK Kiara	CAN
22	224	CAUCHOIS ONE Fanny Malissa	LAO

TITLE PARTNER 		MAIN PARTNER 		OFFICIAL PARTNER 		OFFICIAL SUPPLIER 	
HOST PARTNER 							



16-20 October 2024

Communiqué no. 156

Women's Elimination Race / Course par élimination femmes

Start List / Liste de départ

Thu 17 Oct 2024

Race Number	Name	NAT
-------------	------	-----

At the fence

238	KOPECKY Lotte	BEL
228	STENBERG Anita Yvonne	NOR
244	TEUTENBERG Lea Lin	GER
227	ACEVEDO MENDOZA Yareli	MEX
216	LEE Sze Wing	HKG
202	WILL Keira	AUS
233	MARTINS Maria	POR
230	TRACKA Maja	POL
218	GILLESPIE Lara	IRL
223	UCHINO Tsuyaka	JPN
211	ANGUELA YAGUEZ Eva	ESP

At the blue band

237	VALENTE Jennifer	USA
225	BALEIŠYTE Olivija	LTU
236	BAČIKOVA Alžbeta	SVK
229	WOLLASTON Ally	NZL
240	BARTOVA Gabriela	CZE
234	ANDRES Michelle	SUI
221	PATERNOSTER Letizia	ITA
243	LEWIS Sophie	GBR
241	KLINGE Ellen	DEN
224	CAUCHOIS ONE Fanny Malissa	LAO
239	LYLYK Kiara	CAN

TITLE PARTNER 	MAIN PARTNER 	OFFICIAL PARTNER 	OFFICIAL SUPPLIER
HOST PARTNER 			

Women's Omnium / Omnium femmes

Final Classification / Classement final

Rank	Race Number	Name	NAT	Scratch Race 1/4	Tempo Race 2/4	Elimination Race 3/4	Sub Total Points	Points Race 4/4 (80 Laps - 20 Km)										Total Points	
								Sprint Points								Lap Points			Finish Order
								1	2	3	4	5	6	7	8	+	-		
GOLD	229	WOLLASTON Ally	NZL	24 (9)	40 (1)	40 (1)	104 (1)	2		5		2	5	3	10			1	131
SILVER	215	ROBERTS Jessica	GBR	28 (7)	36 (3)	28 (7)	92 (5)			2	5					20		17	119
BRONZE	228	STENBERG Anita Yvonne	NOR	34 (4)	34 (4)	36 (3)	104 (2)	1		1		1	2	1				5	110
4	213	BERTEAU Victoire	FRA	32 (5)	32 (5)	34 (4)	98 (4)				3	3	1		2			4	107
5	210	DIDERIKSEN Amalie	DEN	38 (2)	30 (6)	32 (5)	100 (3)											16	100
6	227	ACEVEDO MENDOZA Yareli	MEX	40 (1)	12 (15)	20 (11)	72 (9)			3						20		7	95
7	223	UCHINO Tsuyaka	JPN	4 (19)	38 (2)	18 (12)	60 (11)	5							4	20		3	89
8	218	GILLESPIE Lara	IRL	30 (6)	24 (9)	26 (8)	80 (6)					5						8	85
9	237	VALENTE Jennifer	USA	14 (14)	22 (10)	38 (2)	74 (7)				2				6			2	82
10	209	ŠEVČIKOVA Petra	CZE	36 (3)	14 (14)	24 (9)	74 (8)											13	74
11	233	MARTINS Maria	POR	26 (8)	16 (13)	30 (6)	72 (10)											11	72
12	235	SEITZ Aline	SUI	22 (10)	28 (7)	6 (18)	56 (13)	3										10	59
13	221	PATERNOSTER Letizia	ITA	20 (11)	26 (8)	12 (15)	58 (12)											19	58
14	211	ANGUELA YAGUEZ Eva	ESP	8 (17)	20 (11)	22 (10)	50 (14)											20	50
15	216	LEE Sze Wing	HKG	10 (16)	8 (17)	10 (16)	28 (16)		5									22	33
16	201	MANLY Alexandra	AUS	1 (22)	6 (18)	16 (13)	23 (18)		3				3					15	29
17	205	PLANTE Lily	CAN	2 (20)	18 (12)	1 (24)	21 (19)		2					5				12	28
18	231	WANKIEWICZ Olga	POL	12 (15)	10 (16)	4 (19)	26 (17)		1									9	27
19	207	HERNANDEZ GOMEZ Lina Marcela	COL	1 (21)	4 (19)	1 (21)	6 (22)				1							6	7
20	226	GEDRAITYTĖ Akvilė	LTU	6 (18)	1 (22)	14 (14)	21 (20)										20	23	1
21	206	ZHOU Menghan	CHN	18 (12)	2 (20)	8 (17)	28 (15)										40	21	-12
22	204	VANHOVE Marith	BEL	1 (23)	1 (21)	1 (22)	3 (23)						2				20	14	-15
23	236	BAČIKOVA Alžbeta	SVK	16 (13)	1 (23)	2 (20)	19 (21)										40	18	-21
24	224	CAUCHOIS ONE Fanny Malissa	LAO	1 (24)	-39 (24)	1 (23)	-37 (24)										40	DNF	-77
Elapsed Time: 24:34 - Average Speed: 48.847km/h																			

Communiqué approved by the Secretary of the Commissaires Panel:

Note:

Points scale for the first three races: 1st: 40 points, 2nd: 38 points, 3rd: 36 points, etc.

LEGEND

+ Points gained **-** Points lost **DNF** Did Not Finish **nn (x)** Points (Rank)

Women's Omnium / Omnium femmes

Results Progression / Tableau de progression

Rank	Race Number	Name	NAT		Scrach Race 1/4		Tempo Race 2/4		Elimination Race 3/4		Points Race 4/4
					Rank	Points	Rank	Points	Rank	Points	Points
1	229	WOLLASTON Ally	NZL	Race result:	9	24	1	40	1	40	27
				Overall:	9	24	3	64	1	104	131
2	215	ROBERTS Jessica	GBR	Race result:	7	28	3	36	7	28	27
				Overall:	7	28	4	64	5	92	119
3	228	STENBERG Anita Yvonne	NOR	Race result:	4	34	4	34	3	36	6
				Overall:	4	34	2	68	2	104	110
4	213	BERTEAU Victoire	FRA	Race result:	5	32	5	32	4	34	9
				Overall:	5	32	5	64	4	98	107
5	210	DIDERIKSEN Amalie	DEN	Race result:	2	38	6	30	5	32	
				Overall:	2	38	1	68	3	100	100
6	227	ACEVEDO MENDOZA Yareli	MEX	Race result:	1	40	15	12	11	20	23
				Overall:	1	40	7	52	9	72	95
7	223	UCHINO Tsuyaka	JPN	Race result:	19	4	2	38	12	18	29
				Overall:	19	4	11	42	11	60	89
8	218	GILLESPIE Lara	IRL	Race result:	6	30	9	24	8	26	5
				Overall:	6	30	6	54	6	80	85
9	237	VALENTE Jennifer	USA	Race result:	14	14	10	22	2	38	8
				Overall:	14	14	13	36	7	74	82
10	209	ŠEVČIKOVA Petra	CZE	Race result:	3	36	14	14	9	24	
				Overall:	3	36	8	50	8	74	74
11	233	MARTINS Maria	POR	Race result:	8	26	13	16	6	30	
				Overall:	8	26	12	42	10	72	72
12	235	SEITZ Aline	SUI	Race result:	10	22	7	28	18	6	3
				Overall:	10	22	9	50	13	56	59
13	221	PATERNOSTER Letizia	ITA	Race result:	11	20	8	26	15	12	
				Overall:	11	20	10	46	12	58	58
14	211	ANGUELA YAGUEZ Eva	ESP	Race result:	17	8	11	20	10	22	
				Overall:	17	8	14	28	14	50	50
15	216	LEE Sze Wing	HKG	Race result:	16	10	17	8	16	10	5
				Overall:	16	10	18	18	16	28	33
16	201	MANLY Alexandra	AUS	Race result:	22	1	18	6	13	16	6
				Overall:	22	1	20	7	18	23	29
17	205	PLANTE Lily	CAN	Race result:	20	2	12	18	24	1	7
				Overall:	20	2	16	20	19	21	28
18	231	WANKIEWICZ Olga	POL	Race result:	15	12	16	10	19	4	1
				Overall:	15	12	15	22	17	26	27
19	207	HERNANDEZ GOMEZ Lina Marcela	COL	Race result:	21	1	19	4	21	1	1
				Overall:	21	1	22	5	22	6	7
20	226	GEDRAITYTĖ Akvilė	LTU	Race result:	18	6	22	1	14	14	-20
				Overall:	18	6	21	7	20	21	1

TITLE PARTNER 		MAIN PARTNER 		OFFICIAL PARTNER 		OFFICIAL SUPPLIER 			
HOST PARTNER 									

Women's Omnium / Omnium femmes

Results Progression / Tableau de progression

Rank	Race Number	Name	NAT		Scrach Race 1/4		Tempo Race 2/4		Elimination Race 3/4		Points Race 4/4
					Rank	Points	Rank	Points	Rank	Points	Points
21	206	ZHOU Menghan	CHN	Race result:	12	18	20	2	17	8	-40
				Overall:	12	18	17	20	15	28	-12
22	204	VANHOVE Marith	BEL	Race result:	23	1	21	1	22	1	-18
				Overall:	23	1	23	2	23	3	-15
23	236	BAČIKOVA Alžbeta	SVK	Race result:	13	16	23	1	20	2	-40
				Overall:	13	16	19	17	21	19	-21
24	224	CAUCHOIS ONE Fanny Malissa	LAO	Race result:	24	1	24	-39	23	1	DNF
				Overall:	24	1	24	-38	24	-37	-77

Note:

Points scale for the first three races: 1st: 40 points, 2nd: 38 points, 3rd: 36 points, etc.

LEGEND

DNF Did Not Finish

TITLE PARTNER 		MAIN PARTNER 		OFFICIAL PARTNER 		OFFICIAL SUPPLIER 			
HOST PARTNER 									



Women's Omnium / Omnium femmes Points Race 4/4 / Course aux points 4/4 Start List / Liste de départ

Fri 18 Oct 2024 - Race distance: 80 laps (20km) with 8 sprints

Race Number	Name	NAT
-------------	------	-----

At the fence

229	WOLLASTON Ally	NZL
210	DIDERIKSEN Amalie	DEN
215	ROBERTS Jessica	GBR
237	VALENTE Jennifer	USA
227	ACEVEDO MENDOZA Yareli	MEX
223	UCHINO Tsuyaka	JPN
235	SEITZ Aline	SUI
206	ZHOU Menghan	CHN
231	WANKIEWICZ Olga	POL
205	PLANTE Lily	CAN
236	BAČIKOVA Alžbeta	SVK
204	VANHOVE Marith	BEL

At the blue band

228	STENBERG Anita Yvonne	NOR
213	BERTEAU Victoire	FRA
218	GILLESPIE Lara	IRL
209	ŠEVČIKOVA Petra	CZE
233	MARTINS Maria	POR
221	PATERNOSTER Letizia	ITA
211	ANGUELA YAGUEZ Eva	ESP
216	LEE Sze Wing	HKG
201	MANLY Alexandra	AUS
226	GEDRAITYTĖ Akvile	LTU
207	HERNANDEZ GOMEZ Lina Marcela	COL
224	CAUCHOIS ONE Fanny Malissa	LAO

TITLE PARTNER 	MAIN PARTNER 	OFFICIAL PARTNER 	OFFICIAL SUPPLIER
HOST PARTNER 			

Women's Omnium / Omnium femmes Elimination Race 3/4 / Course par élimination 3/4 Results / Résultats

Fri 18 Oct 2024

Elapsed time: **15:08**

Average Speed: **52.533km/h**

Rank	Race Number	Name	NAT
1	229	WOLLASTON Ally	NZL
2	237	VALENTE Jennifer	USA
3	228	STENBERG Anita Yvonne	NOR
4	213	BERTEAU Victoire	FRA
5	210	DIDERIKSEN Amalie	DEN
6	233	MARTINS Maria	POR
7	215	ROBERTS Jessica	GBR
8	218	GILLESPIE Lara	IRL
9	209	ŠEVČIKOVA Petra	CZE
10	211	ANGUELA YAGUEZ Eva	ESP
11	227	ACEVEDO MENDOZA Yareli	MEX
12	223	UCHINO Tsuyaka	JPN
13	201	MANLY Alexandra	AUS
14	226	GEDRAITYTĖ Akvile	LTU
15	221	PATERNOSTER Letizia	ITA
16	216	LEE Sze Wing	HKG
17	206	ZHOU Menghan	CHN
18	235	SEITZ Aline	SUI
19	231	WANKIEWICZ Olga	POL
20	236	BAČIKOVA Alžbeta	SVK
21	207	HERNANDEZ GOMEZ Lina Marcela	COL
22	204	VANHOVE Marith	BEL
23	224	CAUCHOIS ONE Fanny Malissa	LAO
24	205	PLANTE Lily	CAN

No. 216 LEE Sze Wing (HKG)

Has been relegated for entering the sprinter's lane when the opponent was already there.

A été déclassé(e) pour être entré dans le couloir des sprinters alors que son adversaire s'y trouvait déjà.

TITLE PARTNER		MAIN PARTNER		OFFICIAL PARTNER		OFFICIAL SUPPLIER	

Women's Omnium / Omnium femmes Elimination Race 3/4 / Course par élimination 3/4 Start List / Liste de départ

Fri 18 Oct 2024

Race Number	Name	NAT
-------------	------	-----

At the fence

210	DIDERIKSEN Amalie	DEN
229	WOLLASTON Ally	NZL
213	BERTEAU Victoire	FRA
227	ACEVEDO MENDOZA Yareli	MEX
235	SEITZ Aline	SUI
223	UCHINO Tsuyaka	JPN
237	VALENTE Jennifer	USA
231	WANKIEWICZ Olga	POL
206	ZHOU Menghan	CHN
236	BAČIKOVA Alžbeta	SVK
226	GEDRAITYTĖ Akvile	LTU
204	VANHOVE Marith	BEL

At the blue band

228	STENBERG Anita Yvonne	NOR
215	ROBERTS Jessica	GBR
218	GILLESPIE Lara	IRL
209	ŠEVČIKOVA Petra	CZE
221	PATERNOSTER Letizia	ITA
233	MARTINS Maria	POR
211	ANGUELA YAGUEZ Eva	ESP
205	PLANTE Lily	CAN
216	LEE Sze Wing	HKG
201	MANLY Alexandra	AUS
207	HERNANDEZ GOMEZ Lina Marcela	COL
224	CAUCHOIS ONE Fanny Malissa	LAO

<p>TITLE PARTNER</p> <p>TISSOT SWISS WATCHES SINCE 1853</p>	<p>MAIN PARTNER</p>	<p>OFFICIAL PARTNER</p> <p>HOME OF BUILDERS</p>	<p>OFFICIAL SUPPLIER</p>
<p>HOST PARTNER</p>		<p>DANMARKS CYKLE UNION</p>	

Women's Omnium / Omnium femmes Tempo Race 2/4 / Course tempo 2/4 Results / Résultats

Fri 18 Oct 2024 - Race distance: 30 laps (7.5km)

Elapsed time: 8:36

Average Speed: 52.326km/h

Rank	Race Number	Name	NAT	Sprints Won	Lap Points			Finish Order	Total Points
					+	-	Balance		
1	229	WOLLASTON Ally	NZL	10, 11, 12, 13, 14, 15, 16, 17, 18, 19	20		20	19	30
2	223	UCHINO Tsuyaka	JPN	5, 6, 21	20		20	20	23
3	215	ROBERTS Jessica	GBR	20	20		20	17	21
4	228	STENBERG Anita Yvonne	NOR	1	20		20	21	21
5	213	BERTEAU Victoire	FRA		20		20	18	20
6	210	DIDERIKSEN Amalie	DEN	4, 22, 23, 24				9	4
7	235	SEITZ Aline	SUI	3, 25, 26				1	3
8	221	PATERNOSTER Letizia	ITA	7, 9				23	2
9	218	GILLESPIE Lara	IRL	2				2	1
10	237	VALENTE Jennifer	USA	8				8	1
11	211	ANGUELA YAGUEZ Eva	ESP					3	0
12	205	PLANTE Lily	CAN					4	0
13	233	MARTINS Maria	POR					5	0
14	209	ŠEVČIKOVA Petra	CZE					6	0
15	227	ACEVEDO MENDOZA Yareli	MEX					7	0
16	231	WANKIEWICZ Olga	POL					10	0
17	216	LEE Sze Wing	HKG					11	0
18	201	MANLY Alexandra	AUS					12	0
19	207	HERNANDEZ GOMEZ Lina Marcela	COL					13	0
20	206	ZHOU Menghan	CHN					14	0
21	204	VANHOVE Marith	BEL					15	0
22	226	GEDRAITYTĖ Akvilė	LTU					16	0
23	236	BAČIKOVA Alžbeta	SVK			20	-20	22	-20
24	224	CAUCHOIS ONE Fanny Malissa	LAO			40	-40		DNF

LEGEND

- Points lost + Points gained DNF Did Not Finish

TITLE PARTNER 		MAIN PARTNER 		OFFICIAL PARTNER 		OFFICIAL SUPPLIER 	
HOST PARTNER 							

Women's Omnium / Omnium femmes Tempo Race 2/4 / Course tempo 2/4 Start List / Liste de départ

Fri 18 Oct 2024 - Race distance: 30 laps (7.5km)

Race Number	Name	NAT
-------------	------	-----

At the fence

227	ACEVEDO MENDOZA Yareli	MEX
209	ŠEVČIKOVA Petra	CZE
213	BERTEAU Victoire	FRA
215	ROBERTS Jessica	GBR
229	WOLLASTON Ally	NZL
221	PATERNOSTER Letizia	ITA
236	BAČIKOVA Alžbeta	SVK
231	WANKIEWICZ Olga	POL
211	ANGUELA YAGUEZ Eva	ESP
223	UCHINO Tsuyaka	JPN
207	HERNANDEZ GOMEZ Lina Marcela	COL
204	VANHOVE Marith	BEL

At the blue band

210	DIDERIKSEN Amalie	DEN
228	STENBERG Anita Yvonne	NOR
218	GILLESPIE Lara	IRL
233	MARTINS Maria	POR
235	SEITZ Aline	SUI
206	ZHOU Menghan	CHN
237	VALENTE Jennifer	USA
216	LEE Sze Wing	HKG
226	GEDRAITYTĖ Akvile	LTU
205	PLANTE Lily	CAN
201	MANLY Alexandra	AUS
224	CAUCHOIS ONE Fanny Malissa	LAO

TITLE PARTNER 	MAIN PARTNER 	OFFICIAL PARTNER 	OFFICIAL SUPPLIER
HOST PARTNER 			

Women's Omnium / Omnium femmes Scratch Race 1/4 / Course scratch 1/4 Results / Résultats

Fri 18 Oct 2024 - Race distance: 30 laps (7.5km)

Elapsed time: **9:17**

Average Speed: **48.474km/h**

Rank	Race Number	Name	NAT	Comments
1	227	ACEVEDO MENDOZA Yareli	MEX	
2	210	DIDERIKSEN Amalie	DEN	
3	209	ŠEVČIKOVA Petra	CZE	
4	228	STENBERG Anita Yvonne	NOR	
5	213	BERTEAU Victoire	FRA	
6	218	GILLESPIE Lara	IRL	
7	215	ROBERTS Jessica	GBR	
8	233	MARTINS Maria	POR	
9	229	WOLLASTON Ally	NZL	
10	235	SEITZ Aline	SUI	
11	221	PATERNOSTER Letizia	ITA	
12	206	ZHOU Menghan	CHN	
13	236	BAČIKOVA Alžbeta	SVK	
14	237	VALENTE Jennifer	USA	
15	231	WANKIEWICZ Olga	POL	
16	216	LEE Sze Wing	HKG	
17	211	ANGUELA YAGUEZ Eva	ESP	
18	226	GEDRAITYTĖ Akvile	LTU	
19	223	UCHINO Tsuyaka	JPN	
20	205	PLANTE Lily	CAN	
21	207	HERNANDEZ GOMEZ Lina Marcela	COL	
22	201	MANLY Alexandra	AUS	
23	204	VANHOVE Marith	BEL	
24	224	CAUCHOIS ONE Fanny Malissa	LAO	

TITLE PARTNER		MAIN PARTNER		OFFICIAL PARTNER		OFFICIAL SUPPLIER	



16-20 October 2024

Communiqué no. 162 Rectificatif 1

Women's Omnium / Omnium femmes Scratch Race 1/4 / Course scratch 1/4 Start List / Liste de départ

Fri 18 Oct 2024 - Race distance: 30 laps (7.5km)

Race Number	Name	NAT
-------------	------	-----

At the fence

237	VALENTE Jennifer	USA
228	STENBERG Anita Yvonne	NOR
221	PATERNOSTER Letizia	ITA
210	DIDERIKSEN Amalie	DEN
235	SEITZ Aline	SUI
209	ŠEVČIKOVA Petra	CZE
207	HERNANDEZ GOMEZ Lina Marcela	COL
227	ACEVEDO MENDOZA Yareli	MEX
211	ANGUELA YAGUEZ Eva	ESP
215	ROBERTS Jessica	GBR
205	PLANTE Lily	CAN
206	ZHOU Menghan	CHN

At the blue band

229	WOLLASTON Ally	NZL
218	GILLESPIE Lara	IRL
226	GEDRAITYTĖ Akvile	LTU
233	MARTINS Maria	POR
216	LEE Sze Wing	HKG
223	UCHINO Tsuyaka	JPN
236	BAČIKOVA Alžbeta	SVK
231	WANKIEWICZ Olga	POL
224	CAUCHOIS ONE Fanny Malissa	LAO
204	VANHOVE Marith	BEL
201	MANLY Alexandra	AUS
213	BERTEAU Victoire	FRA

TITLE PARTNER 	MAIN PARTNER 	OFFICIAL PARTNER 	OFFICIAL SUPPLIER
HOST PARTNER 			

Women's Madison / Madison femmes

Results / Résultats

Sat 19 Oct 2024 - Race distance: 120 laps (30km) with 12 sprints

Elapsed time: 32:55

Average Speed: 54.684km/h

Rank	Race Number	NAT Name	Sprint Number												Lap Points			Finish Order	Points
			1	2	3	4	5	6	7	8	9	10	11	12	+	-	Balance		
GOLD	11	DEN - Denmark	3	1	2		2	5	1		5	5		2	20		20	4	46
		Black DIDERIKSEN Amalie																	
		Red LETH Julie																	
SILVER	5	FRA - France	5			3	3	1		3		1	3	4	20		20	3	43
		Black BERTEAU Victoire																	
		Red BORRAS Marion																	
BRONZE	1	GBR - Great Britain		5	3	5	5	2	2		3	2	5	10				1	42
		Black EVANS Neah																	
		Red ARCHIBALD Katie																	
4	9	NED - Netherlands			1					5	5			2	6	20		2	39
		Black RAAIJMAKERS Marit																	
		Red van BELLE Lisa																	
5	2	ITA - Italy	2	2						3	2					20		7	29
		Black CONSONNI Chiara																	
		Red GUAZZINI Vittoria																	
6	7	USA - United States		3	5									1				6	9
		Black VALENTE Jennifer																	
		Red JASTRAB Megan																	
7	10	IRL - Ireland					1						3					5	4
		Black GILLESPIE Lara																	
		Red GRIFFIN Mia																	
8	12	BEL - Belgium							3									14	3
		Black de CLERCQ Katrijn																	
		Red HESTERS Helene																	
9	8	AUS - Australia				2												8	2
		Black MANLY Alexandra																	
		Red WILL Keira																	
10	14	GER - Germany				1												12	1
		Black TEUTENBERG Lea Lin																	
		Red REISSNER Lena Charlotte																	
11	3	POL - Poland																9	0
		Black WANKIEWICZ Olga																	
		Red LORKOWSKA Patrycja																	
12	6	SUI - Switzerland																13	0
		Black ANDRES Michelle																	
		Red SEITZ Aline																	

TITLE PARTNER 		MAIN PARTNER 		OFFICIAL PARTNER 		OFFICIAL SUPPLIER 	
HOST PARTNER 							

Women's Madison / Madison femmes

Results / Résultats

Sat 19 Oct 2024 - Race distance: 120 laps (30km) with 12 sprints

Elapsed time: 32:55

Average Speed: 54.684km/h

Rank	Race Number	NAT Name	Sprint Number												Lap Points			Finish Order	Points	
			1	2	3	4	5	6	7	8	9	10	11	12	+	-	Balance			
13	4	JPN - Japan											2				20	-20	11	-18
		Black IKEDA Mizuki																		
		Red UCHINO Tsuyaka																		
14	13	CZE - Czechia									1	1					40	-40	15	-38
		Black ŠEVČIKOVA Petra																		
		Red BARTOVA Gabriela																		
15	15	HKG - Hong Kong, China															60	-60	10	-60
		Black LEE Sze Wing																		
		Red LEUNG Wing Yee																		
16	16	ESP - Spain	1														60	-60	DNF	DNF
		Black ANGUELA YAGUEZ Eva																		
		Red RODRIGUEZ CORDERO Laura																		
17	17	CAN - Canada															60	-60	DNF	DNF
		Black PLANTE Lily																		
		Red LYLYK Kiara																		

LEGEND
- Points lost + Points gained DNF Did Not Finish

TITLE PARTNER 	MAIN PARTNER 	OFFICIAL PARTNER 		OFFICIAL SUPPLIER
HOST PARTNER 				

Women's Madison / Madison femmes

Start List / Liste de départ

Sat 19 Oct 2024 - Race distance: 120 laps (30km) with 12 sprints

Race Number	NAT	Colour	Name
-------------	-----	--------	------

At the fence

1	GBR - Great Britain	BLACK	EVANS Neah
		RED	ARCHIBALD Katie
3	POL - Poland	BLACK	WANKIEWICZ Olga
		RED	LORKOWSKA Patrycja
5	FRA - France	BLACK	BERTEAU Victoire
		RED	BORRAS Marion
7	USA - United States	BLACK	VALENTE Jennifer
		RED	JASTRAB Megan
9	NED - Netherlands	BLACK	RAAIJMAKERS Marit
		RED	van BELLE Lisa
11	DEN - Denmark	BLACK	DIDERIKSEN Amalie
		RED	LETH Julie
13	CZE - Czechia	BLACK	ŠEVČIKOVA Petra
		RED	BARTOVA Gabriela
15	HKG - Hong Kong, China	BLACK	LEE Sze Wing
		RED	LEUNG Wing Yee
17	CAN - Canada	BLACK	PLANTE Lily
		RED	LYLYK Kiara

At the blue band

2	ITA - Italy	BLACK	CONSONNI Chiara
		RED	GUAZZINI Vittoria
4	JPN - Japan	BLACK	IKEDA Mizuki
		RED	UCHINO Tsuyaka
6	SUI - Switzerland	BLACK	ANDRES Michelle
		RED	SEITZ Aline

TITLE PARTNER 	MAIN PARTNER 	OFFICIAL PARTNER 	OFFICIAL SUPPLIER 	
HOST PARTNER 				



16-20 October 2024

Communiqué no. 178 Rectificatif 1

Women's Madison / Madison femmes

Start List / Liste de départ

Sat 19 Oct 2024 - Race distance: 120 laps (30km) with 12 sprints

Race Number	NAT	Colour	Name
8	AUS - Australia	BLACK	MANLY Alexandra
		RED	WILL Keira
10	IRL - Ireland	BLACK	GILLESPIE Lara
		RED	GRIFFIN Mia
12	BEL - Belgium	BLACK	de CLERCQ Katrijn
		RED	HESTERS Helene
14	GER - Germany	BLACK	TEUTENBERG Lea Lin
		RED	REISSNER Lena Charlotte
16	ESP - Spain	BLACK	ANGUELA YAGUEZ Eva
		RED	RODRIGUEZ CORDERO Laura

TITLE PARTNER 	MAIN PARTNER 	OFFICIAL PARTNER 		OFFICIAL SUPPLIER
HOST PARTNER 				